

Lenovo System x3650 M5 (Machine Type 8871)

Product Guide (withdrawn product)

With the powerful, versatile 2U rack server design, the dual-socket Lenovo System x3650 M5 (E5-2600 v4) server (Machine Type 8871) can run even more workloads, 24 x 7, and gain faster business insights. Integrated with Intel Xeon processor E5-2600 v4 product family and industry-leading two-socket storage capacity, the System x3650 M5 delivers exceptional performance. Flexible and scalable internal storage configurations include up to 28x 2.5-inch or 14x 3.5-inch drives with a wide selection of drive sizes and types.

Suggested uses: Database, cloud computing and virtualization, enterprise applications, collaboration/email, business analytics and big data, virtual desktops, and Microsoft RemoteFX applications.

The following figure shows the System x3650 M5.



Figure 1. Lenovo System x3650 M5

Did you know?

The System x3650 M5 incorporates energy-smart features for minimized costs and efficient performance. Dual fan zones support operation in up to 40°C environments. The 80 PLUS Titanium power supply units (PSUs) can deliver 96% efficiency at 50% load.

The System x3650 M5 has outstanding memory performance that is achieved by supporting two-RDIMMs-per-channel configurations at speeds up to 12% faster than the Intel specification, while still maintaining world-class reliability.

The System x3650 M5 integrates leadership security and reliability. System x Trusted Platform Assurance, an exclusive set of System x features and practices, establishes a solid security foundation for your workloads. Enterprise-class data protection is provided with optional self-encrypting drives, and advanced diagnostic tools facilitate reduced downtime and costs.

Key features

The System x3650 M5 is a versatile 2U dual-socket business-critical server that offers improved performance and pay-as-you-grow flexibility along with new features that improve server management capability. This powerful system is designed for your most important business applications and cloud deployments.

Combining balanced performance and flexibility, the System x3650 M5 is a great choice for small and medium businesses up to the large enterprise. It can provide outstanding uptime to keep business-critical applications and cloud deployments running safely. Ease of use and comprehensive systems management tools help make deployment easier. Outstanding reliability, availability, and serviceability (RAS) and high-efficiency design improve your business environment and help save operational costs.

Scalability and performance

The System x3650 M5 offers numerous features to boost performance, improve scalability, and reduce costs:

- Improves productivity by offering superior system performance with the Intel Xeon processor E5-2600 v4 product family with up to 22-core processors, up to 55 MB of L3 cache, up to 2400 MHz memory speeds, and up to 9.6 GT/s QPI interconnect links.
 - Support for up to two processors, 44 cores, and 88 threads allows to maximize the concurrent execution of multithreaded applications.
 - Intelligent and adaptive system performance with energy efficient Intel Turbo Boost Technology allows CPU cores to run at maximum speeds during peak workloads by temporarily going beyond processor thermal design power (TDP).
 - Intel Hyper-Threading Technology boosts performance for multithreaded applications by enabling simultaneous multithreading within each processor core, up to two threads per core.
 - Intel Virtualization Technology integrates hardware-level virtualization hooks that allow operating system vendors to better utilize the hardware for virtualization workloads.

Note: Also available via CTO is the Intel Xeon processor E5-2600 v3 product family with up to 14-core processors, up to 35 MB of cache, up to 2133 MHz memory speeds, and up to 9.6 GT/s QPI interconnect links.

- Up to 2400 MHz memory speeds with two DIMMs per channel running at 2400 MHz to help maximize system performance.
- Up to 1.5 TB of memory capacity with 64 GB load-reduced DIMMs, or LRDIMMs
- The 12 Gbps SAS internal storage connectivity doubles the data transfer rate compared to 6 Gb SAS solutions to maximize performance of storage I/O-intensive applications.
- Flexible and scalable internal storage configurations provide up to 215 TB of storage capacity with 7.68 TB 2.5-inch solid-state drives (SSDs) in a 2U rack form factor.
- The use of SSDs instead of or along with traditional spinning HDDs can significantly improve I/O performance. An SSD can support a significantly higher number of I/O operations per second (IOPS) than a typical HDD.
- The server has four integrated Gigabit Ethernet ports and optional 10 Gb Ethernet ports with ML2 adapters.
- The server offers up to eight PCI Express (PCIe) 3.0 I/O expansion slots plus one dedicated PCIe 3.0 slot for an internal storage controller in a 2U rack form factor.
- With Intel Integrated I/O Technology, the PCI Express 3.0 controller is integrated into the Intel Xeon processor E5-2600 v4 product family. This helps to dramatically reduce I/O latency and increase overall system performance.

Availability and serviceability

The System x3650 M5 provides many features to simplify serviceability and increase system uptime:

- Tool-less cover removal provides easy access to upgrades and serviceable parts, such as processors, memory DIMMs, and adapter cards.
- The server offers hot-swap drives supporting RAID redundancy for data protection and greater system uptime.
- The server offers redundant hot-swap power supplies and hot-swap redundant fans to provide availability for business-critical applications.
- The new Next Gen light path diagnostics LCD display panel simplifies servicing, speeds up problem resolution, and helps improve system availability.
- Proactive Platform Alerts (including PFA and SMART alerts): Processors, voltage regulators, memory, internal storage (SAS/SATA HDDs and SSDs, NVMe SSDs, M.2 storage, flash storage adapters), fans, power supplies, RAID controllers, and server ambient and sub-component temperatures. Alerts can be surfaced through the system IMM to managers such as Lenovo XClarity Administrator, VMware vCenter, and Microsoft System Center. These proactive alerts let you take appropriate actions in advance of possible failure, thereby increasing server uptime and application availability.
- SSDs offer significantly better reliability than traditional mechanical HDDs for greater uptime.
- Built-in Integrated Management Module II (IMM2.1) continuously monitors system parameters, triggers alerts, and performs recovery actions in case of failure, to minimize downtime.
- Built-in diagnostics using Dynamic Systems Analysis (DSA) Preboot speeds up troubleshooting tasks to reduce service time.

Manageability and security

Powerful systems management features simplify local and remote management of the System x3650 M5 and deliver enterprise-class data protection:

- The server includes an Integrated Management Module II (IMM2.1) to monitor server availability and perform remote management.
- An integrated industry-standard Unified Extensible Firmware Interface (UEFI) enables improved setup, configuration, and updates, and simplifies error handling.
- Lenovo XClarity Administrator offers comprehensive hardware management tools that help to increase uptime, reduce costs and improve productivity through advanced server management capabilities.
- An integrated Trusted Platform Module (TPM) enables advanced cryptographic functionality such as digital signatures and remote attestation.
- System x Trusted Platform Assurance, an exclusive set of System x security features and practices, establishes a solid security foundation for workloads by delivering firmware that is securely built, tested, digitally signed and verified prior to execution.
- The server offers enterprise-class data protection with optional self-encrypting drives.
- Industry-standard AES NI support offers faster, stronger encryption.
- Intel Execute Disable Bit functionality can help prevent certain classes of malicious buffer overflow attacks when combined with a supporting operating system.
- Intel Trusted Execution Technology provides enhanced security through hardware-based resistance to malicious software attacks, allowing an application to run in its own isolated space, protected from all other software running on a system.

Energy efficiency

The System x3650 M5 offers the following energy-efficiency features to save energy, reduce operational costs, increase energy availability, and contribute to the green environment:

- Energy-efficient planar components help lower operational costs.
- High-efficiency power supplies with 80 PLUS Platinum and Titanium certifications.
- Intel Intelligent Power Capability powers individual processor elements on and off as needed, to reduce power draw.
- Low-voltage Intel Xeon processors draw less energy to satisfy the demands of power and thermally constrained data centers and telecommunication environments.
- Low-voltage 1.2 V DDR4 memory offers energy savings compared to 1.35 V and 1.5 V DDR3 DIMMs.
- The server uses hexagonal ventilation holes, a part of Calibrated Vecteded Cooling™ technology. Hexagonal holes can be grouped more densely than round holes, providing more efficient airflow through the system.
- Lenovo XClarity Energy Manager provide advanced data center power notification, analysis, and policy-based management to help achieve lower heat output and reduced cooling needs.

Components and connectors

The following figure shows the front of the System x3650 M5 server with up to 16x 2.5-inch drive bays and the Front IO Cage Entry (default).




Figure 2. Front view of the System x3650 M5: 16x 2.5-inch drive bays; Front IO Cage Entry (default)

The following figure shows the front of the System x3650 M5 server with 8x 2.5-inch SAS/SATA drive bays, up to 8x 2.5-inch PCIe drive bays (optional), and the Front IO Cage Entry (default).

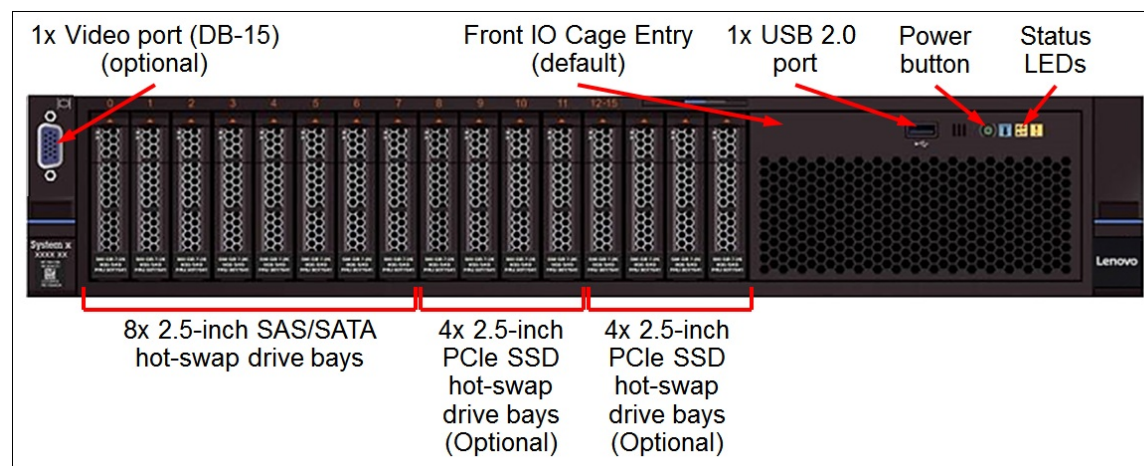


Figure 3. Front view of the System x3650 M5: 8x 2.5-inch SAS/SATA and 8x 2.5-inch PCIe drive bays

The following figure shows the front of the System x3650 M5 server with up to 16x 2.5-inch drive bays and the Front IO Cage Standard (optional).

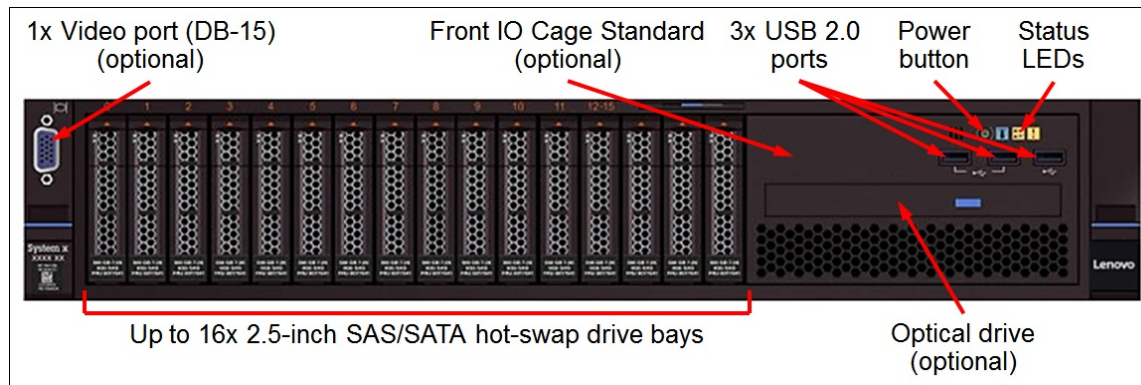


Figure 4. Front view of the System x3650 M5: 16x 2.5-inch drive bays; Front IO Cage Standard (optional)

The following figure shows the front of the System x3650 M5 server with up to 16x 2.5-inch drive bays and the Front IO Cage Advanced (optional).




Figure 5. Front view of the System x3650 M5: 16x 2.5-inch drive bays; Front IO Cage Advanced (optional)

The following figure shows the front of the System x3650 M5 server with up to 24x 2.5-inch drive bays.

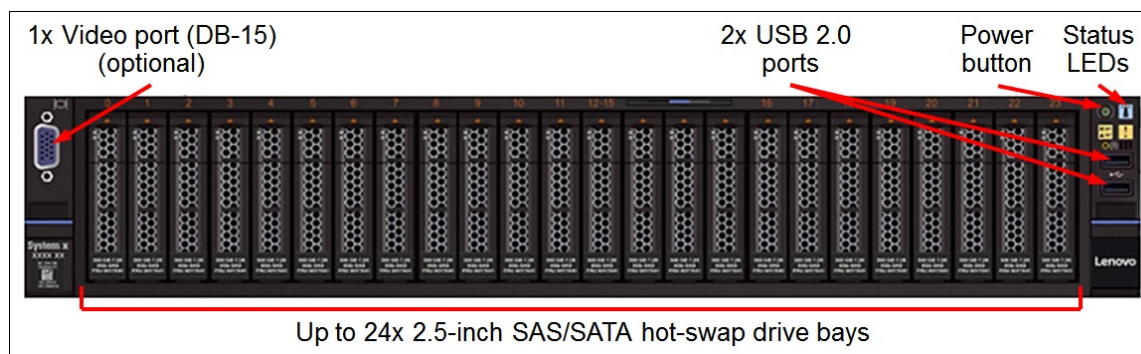


Figure 6. Front view of the System x3650 M5: 24x 2.5-inch drive bays

The following figure shows the front of the System x3650 M5 server with 16x 2.5-inch SAS/SATA and 4x 2.5-inch PCIe drive bays.

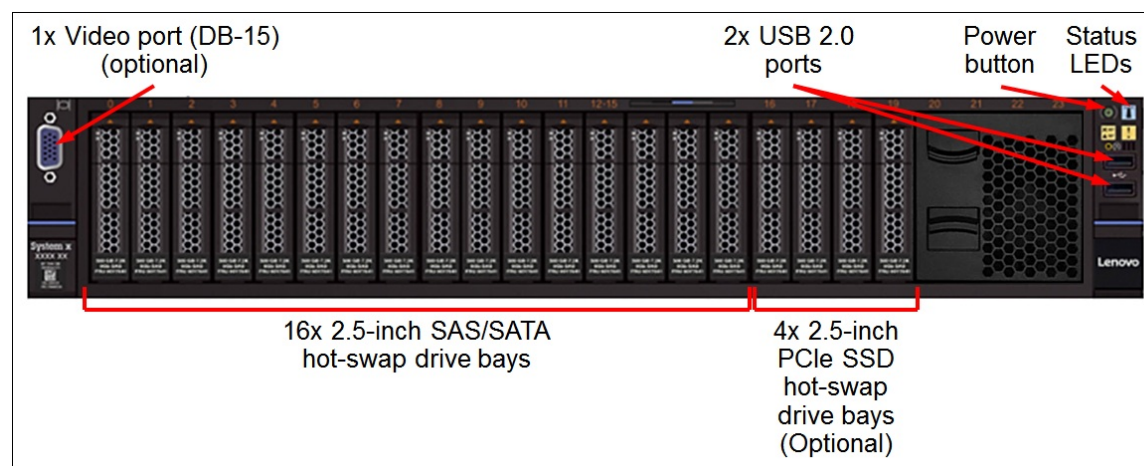


Figure 7. Front view of the System x3650 M5: 16x 2.5-inch SAS/SATA and 4x 2.5-inch PCIe drive bays

The following figure shows the front of the System x3650 M5 server with 8x 3.5-inch drive bays.




Figure 8. Front view of the System x3650 M5: 8x 3.5-inch drive bays

The following figure shows the front of the System x3650 M5 server with 12x 3.5-inch drive bays.

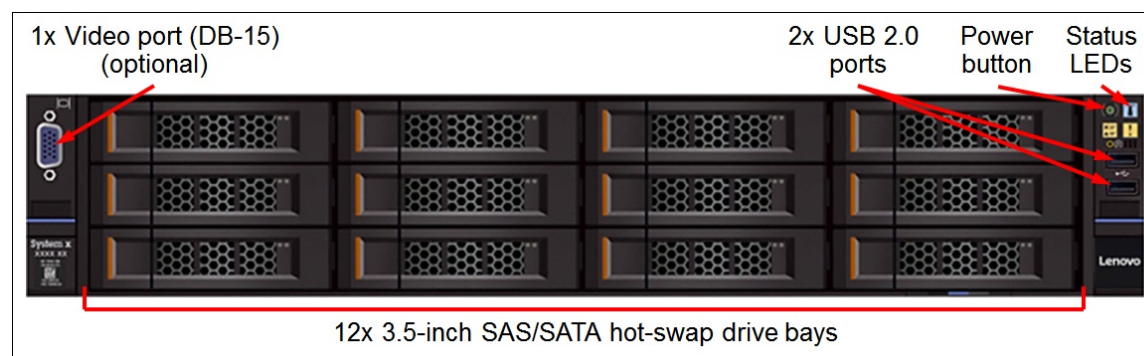


Figure 9. Front view of the System x3650 M5: 12x 3.5-inch drive bays

The following figure shows the rear of the System x3650 M5 server.

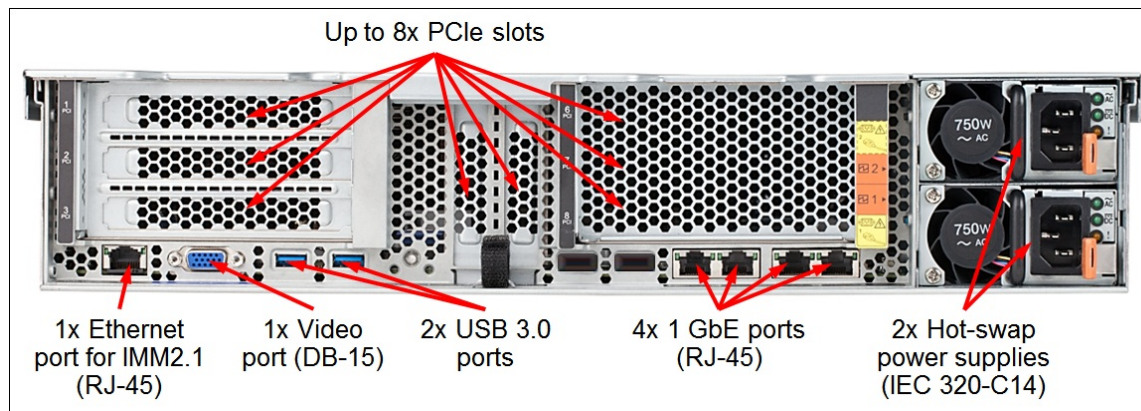


Figure 10. Rear view of the System x3650 M5

The following figure shows the locations of key components inside the System x3650 M5 server.




Figure 11. Internal view of the System x3650 M5

System specifications

The following table lists the system specifications.

Table 1. System specifications

Attribute	Specification
Form factor	2U rack-mount (Machine Type 8871)
Processor	<ul style="list-style-type: none"> Up to two processors of the Intel Xeon processor E5-2600 v4 product family: <ul style="list-style-type: none"> Up to 22 cores (2.4 GHz core speeds) Up to 3.5 GHz core speeds (4 cores) Two QPI links up to 9.6 GT/s each Up to 55 MB cache Up to 2400 MHz memory speed Up to two processors of the Intel Xeon processor E5-2600 v3 product family (CTO only): <ul style="list-style-type: none"> Up to 14 cores with up to 2.6 GHz core speeds Two QPI links up to 9.6 GT/s each Up to 35 MB cache Up to 2133 MHz memory speed
Chipset	Intel C612
Memory	Up to 24 DIMM sockets (12 DIMMs per processor; four memory channels per processor with three DIMMs per channel). Support for RDIMMs and LRDIMMs. Memory types cannot be intermixed. Memory speed up to 2400 MHz.
Memory maximums	<ul style="list-style-type: none"> With RDIMMs: Up to 768 GB with 24x 32 GB RDIMMs and two processors With LRDIMMs: Up to 1.5 TB with 24x 64 GB LRDIMMs and two processors
Memory protection	ECC, Chipkill (for x4-based memory DIMMs), memory mirroring, and memory rank sparing.
Drive bays	<p>Up to 28 SFF SAS/SATA hot-swap drive bays:</p> <ul style="list-style-type: none"> 8x 2.5" (front) + 8x 2.5" (front) + 8x 2.5" (front) + 2x 2.5" (rear) + 2x 2.5" (rear) <p>Up to 16 LFF+SFF SAS/SATA hot-swap drive bays:</p> <ul style="list-style-type: none"> 12x 3.5" (front) + 2x 3.5" (rear) + 2x 2.5" (rear) <p>Up to 10 LFF or LFF+SFF SAS/SATA hot-swap drive bays:</p> <ul style="list-style-type: none"> 8x 3.5" (front) + 2x 3.5" (rear) 8x 3.5" (front) + 2x 2.5" (rear) <p>Up to 8 SFF NVMe PCIe SSD hot-swap + SFF SAS/SATA hot-swap drive bays:</p> <ul style="list-style-type: none"> 8x 2.5" SAS/SATA (front) + 4x 2.5" NVMe PCIe (front) + 4x 2.5" NVMe PCIe (front) 8x 2.5" SAS/SATA (front) + 8x 2.5" SAS/SATA (front) + 4x 2.5" NVMe PCIe (front)
Storage capacity	<ul style="list-style-type: none"> Up to 183 TB with 14x 12 TB 3.5" NL SAS or SATA HDDs and 2x 7.68 TB 2.5" SAS SSDs Up to 215 TB with 28x 7.68 TB 2.5" SAS SSDs Up to 56 TB with 28x 2 TB 2.5" NL SATA HDDs Up to 67.2 TB with 28x 2.4 TB 2.5" SAS HDDs Up to 32 TB with 8x 4 TB NVMe PCIe SSDs <p>Intermix of SAS, SATA, and PCIe drives is supported.</p>
Storage controller	<ul style="list-style-type: none"> 12 Gb SAS/6 Gb SATA RAID: RAID 0, 1, 10 with M1215 or M5210. Optional upgrade to RAID 5, 50 is available for M1215. Optional upgrade to RAID 5, 50 is available for M5210 (zero-cache; 1 GB non-backed cache; 1 GB, 2 GB or 4 GB flash-backed cache). Optional upgrade to RAID 6, 60 is available for M5210 (requires a cache upgrade). Optional SSD Caching and Performance Accelerator upgrades are available for M5210. 12 Gb SAS/6 Gb SATA non-RAID: N2215 HBA

Attribute	Specification
Optical drive bays	One for models with 8x 3.5" or up to 16x 2.5" drive bays (models with 24x 2.5" or 12x 3.5" drive bays do not support an internal optical drive). Support for DVD-ROM or Multiburner.
Tape drive bays	None.
Network interfaces	<ul style="list-style-type: none"> • 4x integrated RJ-45 Gigabit Ethernet ports (BCM5719). • Optional Mezzanine LOM (ML2) slot for dual-port 10 GbE cards with SFP+ or RJ-45 connectors or quad-port GbE cards with RJ-45 connectors. • 1x RJ-45 10/100/1000 Mb Ethernet systems management port.
I/O expansion slots	<p>Up to nine slots. Slots 4, 5, and 9 are the fixed slots on the system planar, and the remaining slots depend on the riser cards installed. The slots are as follows:</p> <ul style="list-style-type: none"> • Slot 1: PCIe 3.0 x16 or PCIe 3.0 x8; full-height, full-length (PCIe x16 slot is double-wide) • Slot 2: PCIe 3.0 x8; full-height, full-length (not present if the slot 1 is PCIe x16) • Slot 3: PCIe 3.0 x8 or ML2; full-height, half-length • Slot 4: PCIe 3.0 x8; low profile (vertical slot on system planar) • Slot 5: PCIe 3.0 x8; low profile (vertical slot on system planar) • Slot 6: PCIe 3.0 x16 or PCIe 3.0 x8; full-height, full-length (PCIe x16 slot is double-wide) • Slot 7: PCIe 3.0 x8; full-height, full-length (not present if the slot 6 is PCIe x16) • Slot 8: PCIe 3.0 x8; full-height, half-length • Slot 9: PCIe 3.0 x8 (dedicated for an internal storage controller) <p>Slots 5, 6, 7, and 8 require the second processor to be installed.</p>
Ports	<ul style="list-style-type: none"> • Front: <ul style="list-style-type: none"> ◦ Models with 8x or 16x 2.5" drive bays: 1x USB 2.0 port (standard) or 3x USB 2.0 ports (optional). ◦ Models with 8x 3.5" drive bays: 3x USB 2.0 ports (standard). ◦ Models with 24x 2.5" or 12x 3.5" drive bays: 2x USB 2.0 ports (standard). ◦ 1x VGA port (optional for all models). • Rear: 2x USB 3.0 and 1x VGA ports. Optional 1x DB-9 serial port. • Internal: 1x USB 2.0 port (for embedded hypervisor), 1x SD Media Adapter slot (for embedded hypervisor).
Cooling	<p>Calibrated Vectored Cooling with up to six redundant hot-swap fans; two fan zones with N+1 fan redundancy.</p> <ul style="list-style-type: none"> • Single-rotor fans (base configuration): Four fans standard, additional two fans with the second processor. • Dual-rotor fans (CTO only; required for the E5-2600 v3 processors; optional for the E5-2600 v4 processors): Six fans standard.
Power supply	Up to two redundant hot-swap 550 W, 750 W, or 900 W (100-240V), or 1500 W (200-240V) High Efficiency Platinum AC power supplies, or 750 W or 1300 W (200-240V) High Efficiency Titanium AC power supplies, or 900 W High Efficiency -48 V DC power supplies.
Video	Matrox G200eR2 with 16 MB memory integrated into the IMM2.1. Maximum resolution is 1600x1200 at 75 Hz with 16 M colors.
Hot-swap parts	Hard drives, power supplies, and fans.
Systems management	UEFI, Integrated Management Module II (IMM2.1) based on Renesas SH7758, Predictive Failure Analysis, light path diagnostics, Automatic Server Restart, ToolsCenter, XClarity Administrator, XClarity Energy Manager. Optional IMM2.1 Advanced Upgrade software feature for remote presence (graphics, keyboard and mouse, virtual media).
Security features	Power-on password, administrator's password, Trusted Platform Module (TPM) 1.2 or 2.0 (configurable UEFI setting). Optional lockable front bezel.
Operating systems	Microsoft Windows Server 2008 R2, 2012, 2012 R2, 2016, and 2019; Red Hat Enterprise Linux 6 (x64) and 7; SUSE Linux Enterprise Server 11 (x64) and 12; VMware vSphere (ESXi) 5.5, 6.0, 6.5, and 6.7.
Warranty	Three-year customer-replaceable unit and onsite limited warranty with 9x5 next business day.

Attribute	Specification
Service and support	Optional service upgrades are available through Lenovo Services: 4-hour or 2-hour response time, 6-hour or 24-hour fix time, 1-year or 2-year warranty extension, software support for System x hardware and some System x third-party applications.
Dimensions	Height: 87 mm (3.4 in), width: 434 mm (17.1 in), depth: 755 mm (29.7 in)
Weight	Minimum configuration: 19 kg (41.8 lb), maximum: 34 kg (74.8 lb)

Standard models

Product availability: The Lenovo System x3650 M5 (Machine Type 8871) server models are withdrawn and no longer available for ordering. For currently available 2U dual-socket rack-mount servers, refer to the following product guides:

- Lenovo ThinkSystem SR550 Server Product Guide
<http://lenovopress.com/lp0640>
- Lenovo ThinkSystem SR590 Server Product Guide
<http://lenovopress.com/lp0642>
- Lenovo ThinkSystem SR650 Server Product Guide
<http://lenovopress.com/lp0644>

The following table lists the standard models of the System x3650 M5.

Note: Standard models of the x3650 M5 (E5-2600 v4) are not available in North America.

Table 2. Standard models (F = Flash backup)

Model number*	Intel Xeon processor** (2 maximum)	Memory RDIMM#	RAID	Drive bays (std / max)	Drives	NIC	I/O slots (std / max)§	Optical drive§§	LCD display	Power supply (std / max)***
Models announced March 2016										
8871A2x	1x E5-2603 v4 6C 1.7GHz 15MB 1866MHz 85W	1x 8GB	M1215	8x 2.5" HS / 20	Open bay	4x GbE	3 / 9	Option^	Option^^	1x 550W HS / 2
8871B2x	1x E5-2609 v4 8C 1.7GHz 20MB 1866MHz 85W	1x 8GB	M1215	8x 3.5" HS / 10†	Open bay	4x GbE	3 / 9	Option	Included	1x 550W HS / 2
8871C2x	1x E5-2620 v4 8C 2.1GHz 20MB 2133MHz 85W	1x 16GB	M1215	8x 2.5" HS / 20	Open bay	4x GbE	3 / 9	Option^	Option^^	1x 550W HS / 2
8871C4x	1x E5-2620 v4 8C 2.1GHz 20MB 2133MHz 85W	1x 16GB	M1215	8x 3.5" HS / 10†	Open bay	4x GbE	3 / 9	Option	Included	1x 550W HS / 2
8871D2x	1x E5-2630 v4 10C 2.2GHz 25MB 2133MHz 85W	1x 16GB	M5210 1GB (F)	8x 2.5" HS / 20	Open bay	4x GbE	3 / 9	Option^	Option^^	1x 550W HS / 2
8871D4x	1x E5-2630 v4 10C 2.2GHz 25MB 2133MHz 85W	1x 16GB	M5210 1GB (F)	12x 3.5" HS / 16‡	Open bay	4x GbE	3 / 9	None	None	1x 750W HS / 2
8871F2x	1x E5-2640 v4 10C 2.4GHz 25MB 2133MHz 90W	1x 16GB	M5210 1GB (F)	8x 2.5" HS / 20	Open bay	4x GbE	3 / 9	Option^	Option^^	1x 550W HS / 2
8871F4x	1x E5-2640 v4 10C 2.4GHz 25MB 2133MHz 90W	1x 16GB	M5210 1GB (F)	8x 2.5" HS / 28	Open bay	4x GbE	3 / 9	None	None	1x 750W HS / 2
8871G2x	1x E5-2650 v4 12C 2.2GHz 30MB 2400MHz 105W	1x 16GB	M5210 1GB (F)	8x 2.5" HS / 20	Open bay	4x GbE	3 / 9	Option^	Option^^	1x 750W HS / 2
8871N2x	1x E5-2660 v4 14C 2.0GHz 35MB 2400MHz 105W	1x 16GB	M5210 2GB (F)	8x 2.5" HS / 20	Open bay	4x GbE	3 / 9	Option	Included	1x 750W HS / 2
8871R2x	1x E5-2667 v4 8C 3.2GHz 25MB 2400MHz 135W	1x 16GB	M5210 2GB (F)	8x 2.5" HS / 20	Open bay	4x GbE	3 / 9	Option	Included	1x 900W HS / 2
8871J2x	1x E5-2680 v4 14C 2.4GHz 35MB 2400MHz 120W	1x 16GB	M5210 2GB (F)	8x 2.5" HS / 20	Open bay	4x GbE	3 / 9	Option^	Option^^	1x 900W HS / 2

Model number*	Intel Xeon processor** (2 maximum)	Memory RDIMM#	RAID	Drive bays (std / max)	Drives	NIC	I/O slots (std / max)§	Optical drive§§	LCD display	Power supply (std / max)***
8871L2x	1x E5-2690 v4 14C 2.6GHz 35MB 2400MHz 135W	1x 16GB	M5210	8x 2.5" HS / 20	Open bay	4x GbE	3 / 9	Option^	Option^^	1x 900W HS / 2
8871Q2x	1x E5-2697 v4 18C 2.3GHz 45MB 2400MHz 145W	1x 16GB	M5210 2GB (F)	8x 2.5" HS / 20	Open bay	4x GbE	3 / 9	Option	Included	1x 900W HS / 2

* x in the Model number represents a region-specific letter. Ask a Lenovo representative for specifics.

** Processor details: Processor quantity and model, cores, core speed, cache, memory speed, and thermal design power (TDP).

§ With one processor, only two fixed onboard PCIe slots (Slots 4 and 9) can be used (Slot 5 requires the second processor). An internal storage controller occupies PCIe slot 9.

§§ An optional optical drive requires the ODD Cable (00AL956).

*** The power supplies are 80 PLUS Platinum certified.

Unless otherwise specified in a footnote, the DIMMs installed are x4 RDIMMs.

^ An optional optical drive requires the Front IO Cage Standard (00YD070) or Advanced (00YD002).

^^ An optional LCD display is included in the Front IO Cage Advanced (00YD002).

† The maximum number of the drive bays (10) includes 8x 3.5" front bays and 2x 3.5" rear bays.

‡ The maximum number of the drive bays (16) includes 12x 3.5" front bays, 2x 3.5" rear bays, and 2x 2.5" rear bays.

The standard models of the System x3650 M5 that are listed in Table 2 are shipped with the following items:

- *Rack Installation Guide*
- *Electronic Publications Flyer*
- System x Enterprise Slides Kit

Notes:

- Cable Management Arm (CMA) is not included; see [Rack installation](#) for ordering information.
- Power cables are not included; see [Power supplies and cables](#) for ordering information.

TopSeller models

Product availability: The Lenovo System x3650 M5 (Machine Type 8871) server models are withdrawn and no longer available for ordering. For currently available 2U dual-socket rack-mount servers, refer to the following product guides:

- [Lenovo ThinkSystem SR550 Server Product Guide](http://lenovopress.com/lp0640)
- [Lenovo ThinkSystem SR590 Server Product Guide](http://lenovopress.com/lp0642)
- [Lenovo ThinkSystem SR650 Server Product Guide](http://lenovopress.com/lp0644)

The following table lists the TopSeller models of the System x3650 M5.

Table 3. TopSeller models (F = Flash backup)

Model number	Intel Xeon processor*** (2 maximum)	Memory RDIMM#	RAID / HBA	Drive bays (std / max)	Drives	NIC	I/O slots (std / max)§	Optical drive§§	LCD display	Power supply (std / max)**
TopSeller - United States, Canada										
8871KAU	1x E5-2603 v4 6C 1.7GHz 15MB 1866MHz 85W	1x 16GB	M1215	8x 2.5" HS / 20	Open bay	4x GbE	3 / 9	Option^	Option^^	1x 900W HS / 2
8871KBU	1x E5-2603 v4 6C 1.7GHz 15MB 1866MHz 85W	1x 16GB	M1215	8x 3.5" HS / 10†	Open bay	4x GbE	3 / 9	Option	Included	1x 900W HS / 2
887110R*	1x E5-2603 v4 6C 1.7GHz 15MB 1866MHz 85W	4x 8GB##	N2215	14x 3.5" HS / 14	Open bay	4x GbE	6 / 9	None	None	2x 900W HS / 2
8871KCU	1x E5-2609 v4 8C 1.7GHz 20MB 1866MHz 85W	1x 16GB	M1215	8x 2.5" HS / 20	Open bay	4x GbE	3 / 9	Option^	Option^^	1x 900W HS / 2

Model number	Intel Xeon processor*** (2 maximum)	Memory RDIMM#	RAID / HBA	Drive bays (std / max)	Drives	NIC	I/O slots (std / max)§	Optical drive§§	LCD display	Power supply (std / max)**
8871KDU	1x E5-2609 v4 8C 1.7GHz 20MB 1866MHz 85W	1x 16GB	M1215	8x 3.5" HS / 10†	Open bay	4x GbE	3 / 9	Option	Included	1x 900W HS / 2
887116J	1x E5-2609 v4 8C 1.7GHz 20MB 1866MHz 85W	1x 16GB	M5210 2GB (F)	12x 3.5" HS / 16‡	Open bay	4x GbE	3 / 9	None	None	2x 900W HS / 2
887116I	1x E5-2609 v4 8C 1.7GHz 20MB 1866MHz 85W	1x 16GB	M5210 2GB (F)	24x 2.5" HS / 28	Open bay	4x GbE	3 / 9	None	None	2x 900W HS / 2
8871KEU	1x E5-2620 v4 8C 2.1GHz 20MB 2133MHz 85W	1x 16GB	M1215	8x 2.5" HS / 20	Open bay	4x GbE	3 / 9	Option^	Option^^	1x 900W HS / 2
8871KFU	1x E5-2620 v4 8C 2.1GHz 20MB 2133MHz 85W	1x 16GB	M1215	8x 3.5" HS / 10†	Open bay	4x GbE	3 / 9	Option	Included	1x 900W HS / 2
887116A	1x E5-2620 v4 8C 2.1GHz 20MB 2133MHz 85W	1x 16GB	M5210	24x 2.5" HS / 28	Open bay	4x GbE	3 / 9	None	None	1x 900W HS / 2
8871K8U	1x E5-2620 v4 8C 2.1GHz 20MB 2133MHz 85W	1x 32GB	M5210	8x 2.5" HS / 28	Open bay	4x GbE	3 / 9	None	None	1x 900W HS / 2
8871KGU	1x E5-2630 v4 10C 2.2GHz 25MB 2133MHz 85W	1x 16GB	M5210	8x 2.5" HS / 20	Open bay	4x GbE	3 / 9	Option^	Option^^	1x 900W HS / 2
8871KHU	1x E5-2630 v4 10C 2.2GHz 25MB 2133MHz 85W	1x 16GB	M5210	8x 3.5" HS / 10†	Open bay	4x GbE	3 / 9	Option	Included	1x 900W HS / 2
887116B	1x E5-2630 v4 10C 2.2GHz 25MB 2133MHz 85W	1x 16GB	M5210	24x 2.5" HS / 28	Open bay	4x GbE	3 / 9	None	None	1x 900W HS / 2
8871KQU	1x E5-2637 v4 4C 3.5GHz 15MB 2400MHz 135W	1x 16GB	M5210	8x 2.5" HS / 20	Open bay	4x GbE	3 / 9	Option^	Option^^	1x 900W HS / 2
8871KJU	1x E5-2640 v4 10C 2.4GHz 25MB 2133MHz 90W	1x 16GB	M5210	8x 2.5" HS / 20	Open bay	4x GbE	3 / 9	Option^	Option^^	1x 900W HS / 2
8871KKU	1x E5-2640 v4 10C 2.4GHz 25MB 2133MHz 90W	1x 16GB	M5210	8x 3.5" HS / 10†	Open bay	4x GbE	3 / 9	Option	Included	1x 900W HS / 2
8871K4U	1x E5-2640 v4 10C 2.4GHz 25MB 2133MHz 90W	1x 32GB	M5210	8x 2.5" HS / 28	Open bay	4x GbE	3 / 9	None	None	1x 900W HS / 2
887116F	1x E5-2640 v4 10C 2.4GHz 25MB 2133MHz 90W	1x 32GB	M5210	24x 2.5" HS / 28	Open bay	4x GbE	3 / 9	None	None	1x 900W HS / 2
8871K7U	2x E5-2640 v4 10C 2.4GHz 25MB 2133MHz 90W	2x 32GB	M5210	8x 2.5" HS / 20	Open bay	4x GbE	3 / 9	Option^	Option^^	2x 900W HS / 2
887110W*	1x E5-2640 v4 10C 2.4GHz 25MB 2133MHz 90W	4x 8GB#	N2215	14x 3.5" HS / 14	Open bay	4x GbE	6 / 9	None	None	2x 900W HS / 2
8871KXU	2x E5-2640 v4 10C 2.4GHz 25MB 2133MHz 90W	4x 16GB	M5210	8x 2.5" HS / 20	Open bay	4x GbE	3 / 9	Option^	Option^^	2x 900W HS / 2
887110T*	2x E5-2640 v4 10C 2.4GHz 25MB 2133MHz 90W	8x 16GB	N2215	14x 3.5" HS / 14	Open bay	4x GbE	6 / 9	None	None	2x 900W HS / 2
88711A2~	2x E5-2640 v4 10C 2.4GHz 25MB 2133MHz 90W	8x 16GB	N2215	14x 3.5" HS / 14	Open bay	4x GbE	5 / 9	None	None	2x 1300W HS / 2
8871KLU	1x E5-2650 v4 12C 2.2GHz 30MB 2400MHz 105W	1x 16GB	M5210	8x 2.5" HS / 20	Open bay	4x GbE	3 / 9	Option^	Option^^	1x 900W HS / 2
887110P	1x E5-2650 v4 12C 2.2GHz 30MB 2400MHz 105W	1x 32GB	M5210	8x 2.5" HS / 28	Open bay	4x GbE	3 / 9	None	None	1x 900W HS / 2
8871KVU	2x E5-2650 v4 12C 2.2GHz 30MB 2400MHz 105W	8x 16GB	M5210	8x 2.5" HS / 20	2x 240GB SSD	4x GbE	3 / 9	Option^	Option^^	2x 900W HS / 2
8871KMU	1x E5-2660 v4 14C 2.0GHz 35MB 2400MHz 105W	1x 16GB	M5210	8x 2.5" HS / 20	Open bay	4x GbE	3 / 9	Option^	Option^^	1x 900W HS / 2
887116C	1x E5-2660 v4 14C 2.0GHz 35MB 2400MHz 105W	1x 16GB	M5210	24x 2.5" HS / 28	Open bay	4x GbE	3 / 9	None	None	1x 900W HS / 2
8871K3U	2x E5-2660 v4 14C 2.0GHz 35MB 2400MHz 105W	2x 32GB	M5210	8x 2.5" HS / 20	Open bay	4x GbE	3 / 9	Option^	Option^^	2x 900W HS / 2

Model number	Intel Xeon processor*** (2 maximum)	Memory RDIMM#	RAID / HBA	Drive bays (std / max)	Drives	NIC	I/O slots (std / max)§	Optical drive§§	LCD display	Power supply (std / max)**
8871KYU	2x E5-2660 v4 14C 2.0GHz 35MB 2400MHz 105W	4x 16GB	M5210	8x 2.5" HS / 20	Open bay	4x GbE	3 / 9	Option^	Option^^	2x 900W HS / 2
8871KZU	2x E5-2660 v4 14C 2.0GHz 35MB 2400MHz 105W	4x 16GB	M5210 1GB (F)	12x 3.5" HS / 16‡	Open bay	4x GbE	3 / 9	None	None	2x 900W HS / 2
8871KRU	1x E5-2667 v4 8C 3.2GHz 25MB 2400MHz 135W	1x 16GB	M5210	8x 2.5" HS / 20	Open bay	4x GbE	3 / 9	Option^	Option^^	1x 900W HS / 2
8871KNU	1x E5-2680 v4 14C 2.4GHz 35MB 2400MHz 120W	1x 16GB	M5210	8x 2.5" HS / 20	Open bay	4x GbE	3 / 9	Option^	Option^^	1x 900W HS / 2
8871K5U	1x E5-2680 v4 14C 2.4GHz 35MB 2400MHz 120W	1x 32GB	M5210	8x 2.5" HS / 28	Open bay	4x GbE	3 / 9	None	None	1x 900W HS / 2
887116G	1x E5-2680 v4 14C 2.4GHz 35MB 2400MHz 120W	1x 32GB	M5210	24x 2.5" HS / 28	Open bay	4x GbE	3 / 9	None	None	1x 900W HS / 2
8871KPU	1x E5-2690 v4 14C 2.6GHz 35MB 2400MHz 135W	1x 16GB	M5210	8x 2.5" HS / 20	Open bay	4x GbE	3 / 9	Option^	Option^^	1x 900W HS / 2
887116D	1x E5-2690 v4 14C 2.6GHz 35MB 2400MHz 135W	1x 16GB	M5210	24x 2.5" HS / 28	Open bay	4x GbE	3 / 9	None	None	1x 900W HS / 2
8871KUU	2x E5-2690 v4 14C 2.6GHz 35MB 2400MHz 135W	2x 16GB	M5210	8x 2.5" HS / 20	Open bay	4x GbE	3 / 9	Option^	Option^^	2x 900W HS / 2
8871KWU	2x E5-2690 v4 14C 2.6GHz 35MB 2400MHz 135W	8x 16GB	M5210	8x 2.5" HS / 20	2x 240GB SSD	4x GbE	3 / 9	Option^	Option^^	2x 900W HS / 2
88711A1~	2x E5-2695 v4 18C 2.1GHz 45MB 2400MHz 120W	8x 32GB	N2215	8x 2.5" HS / 26	Open bay	4x GbE	5 / 9	None	None	2x 1300W HS / 2
887110U*	2x E5-2695 v4 18C 2.1GHz 45MB 2400MHz 120W	8x 16GB	N2215	14x 3.5" HS / 14	Open bay	4x GbE	6 / 9	None	None	2x 900W HS / 2
88711A3~	2x E5-2695 v4 18C 2.1GHz 45MB 2400MHz 120W	8x 16GB	N2215	14x 3.5" HS / 14	Open bay	4x GbE	5 / 9	None	None	2x 1300W HS / 2
887110V*	2x E5-2695 v4 18C 2.1GHz 45MB 2400MHz 120W	8x 32GB	N2215	14x 3.5" HS / 14	Open bay	4x GbE	6 / 9	None	None	2x 900W HS / 2
88711A4~	2x E5-2695 v4 18C 2.1GHz 45MB 2400MHz 120W	8x 32GB	N2215	14x 3.5" HS / 14	Open bay	4x GbE	5 / 9	None	None	2x 1300W HS / 2
887110S*	2x E5-2695 v4 18C 2.1GHz 45MB 2400MHz 120W	8x 32GB	N2215	24x 2.5" HS / 26	Open bay	4x GbE	6 / 9	None	None	2x 900W HS / 2
8871KSU	1x E5-2697 v4 18C 2.3GHz 45MB 2400MHz 145W	1x 16GB	M5210	8x 2.5" HS / 20	Open bay	4x GbE	3 / 9	Option^	Option^^	1x 900W HS / 2
8871K6U	1x E5-2697 v4 18C 2.3GHz 45MB 2400MHz 145W	1x 32GB	M5210	8x 2.5" HS / 28	Open bay	4x GbE	3 / 9	None	None	1x 900W HS / 2
887116H	1x E5-2697 v4 18C 2.3GHz 45MB 2400MHz 145W	1x 32GB	M5210	24x 2.5" HS / 28	Open bay	4x GbE	3 / 9	None	None	1x 900W HS / 2
8871KTU	1x E5-2699 v4 22C 2.2GHz 55MB 2400MHz 145W	1x 16GB	M5210	8x 2.5" HS / 20	Open bay	4x GbE	3 / 9	Option^	Option^^	1x 900W HS / 2
TopSeller - Europe, Middle East and Africa										
8871EBG	1x E5-2603 v4 6C 1.7GHz 15MB 1866MHz 85W	1x 8GB	M1215	8x 2.5" HS / 20	Open bay	4x GbE	3 / 9	Option^	Option^^	1x 550W HS / 2
8871ECG	1x E5-2620 v4 8C 2.1GHz 20MB 2133MHz 85W	1x 16GB	M1215	8x 2.5" HS / 20	Open bay	4x GbE	3 / 9	Option^	Option^^	1x 550W HS / 2
8871EEG	1x E5-2620 v4 8C 2.1GHz 20MB 2133MHz 85W	1x 16GB	M5210	8x 2.5" HS / 20	Open bay	4x GbE	3 / 9	Option^	Option^^	1x 550W HS / 2
8871EFG	1x E5-2620 v4 8C 2.1GHz 20MB 2133MHz 85W	1x 16GB	M5210	8x 2.5" HS / 20	2x 10K 300GB	4x GbE	3 / 9	Option^	Option^^	2x 550W HS / 2
8871EJG	1x E5-2620 v4 8C 2.1GHz 20MB 2133MHz 85W	1x 16GB	M5210	8x 2.5" HS / 20	Open bay	4x GbE	3 / 9	Option^	Option^^	1x 750W HS / 2
8871ENG	1x E5-2620 v4 8C 2.1GHz 20MB 2133MHz 85W	1x 16GB	M5210	8x 2.5" HS / 20	Open bay	4x GbE	3 / 9	Option^	Option^^	1x 900W HS / 2

Model number	Intel Xeon processor*** (2 maximum)	Memory RDIMM#	RAID / HBA	Drive bays (std / max)	Drives	NIC	I/O slots (std / max)§	Optical drive§§	LCD display	Power supply (std / max)**
8871EWG	1x E5-2620 v4 8C 2.1GHz 20MB 2133MHz 85W	1x 16GB	M5210	8x 2.5" HS / 28	Open bay	4x GbE	3 / 9	None	None	1x 750W HS / 2
8871EAG	1x E5-2620 v4 8C 2.1GHz 20MB 2133MHz 85W	1x 16GB	M5210	8x 3.5" HS / 10†	Open bay	4x GbE	3 / 9	Option	Included	1x 750W HS / 2
887116L	1x E5-2620 v4 8C 2.1GHz 20MB 2133MHz 85W	1x 16GB	M5210 2GB (F)	8x 2.5" HS / 20	Open bay	4x GbE	3 / 9	Option^	Option^^	1x 750W HS / 2
8871EDG	1x E5-2630 v4 10C 2.2GHz 25MB 2133MHz 85W	1x 16GB	M1215	8x 2.5" HS / 20	Open bay	4x GbE	3 / 9	Option^	Option^^	1x 550W HS / 2
8871E6G	1x E5-2630 v4 10C 2.2GHz 25MB 2133MHz 85W	1x 16GB	M5210	8x 2.5" HS / 20	Open bay	4x GbE	3 / 9	Option^	Option^^	1x 900W HS / 2
8871EGG	1x E5-2630 v4 10C 2.2GHz 25MB 2133MHz 85W	1x 16GB	M5210	8x 2.5" HS / 20	Open bay	4x GbE	3 / 9	Option^	Option^^	1x 550W HS / 2
8871EKG	1x E5-2630 v4 10C 2.2GHz 25MB 2133MHz 85W	1x 16GB	M5210	8x 2.5" HS / 20	Open bay	4x GbE	3 / 9	Option^	Option^^	1x 750W HS / 2
8871EYG	1x E5-2637 v4 4C 3.5GHz 15MB 2400MHz 135W	1x 16GB	M5210	8x 2.5" HS / 28	Open bay	4x GbE	3 / 9	None	None	1x 1500W HS / 2
8871EHG	1x E5-2640 v4 10C 2.4GHz 25MB 2133MHz 90W	1x 16GB	M5210	8x 2.5" HS / 20	Open bay	4x GbE	3 / 9	Option^	Option^^	1x 550W HS / 2
8871ELG	1x E5-2640 v4 10C 2.4GHz 25MB 2133MHz 90W	1x 16GB	M5210	8x 2.5" HS / 20	Open bay	4x GbE	3 / 9	Option^	Option^^	1x 750W HS / 2
8871EPG	1x E5-2640 v4 10C 2.4GHz 25MB 2133MHz 90W	1x 16GB	M5210	8x 2.5" HS / 20	Open bay	4x GbE	3 / 9	Option^	Option^^	1x 900W HS / 2
8871EXG	1x E5-2640 v4 10C 2.4GHz 25MB 2133MHz 90W	1x 16GB	M5210	8x 2.5" HS / 28	Open bay	4x GbE	3 / 9	None	None	1x 900W HS / 2
8871E5G	1x E5-2650 v4 12C 2.2GHz 30MB 2400MHz 105W	1x 16GB	M5210	8x 2.5" HS / 20	Open bay	4x GbE	3 / 9	Option^	Option^^	1x 550W HS / 2
8871EMG	1x E5-2650 v4 12C 2.2GHz 30MB 2400MHz 105W	1x 16GB	M5210	8x 2.5" HS / 20	Open bay	4x GbE	3 / 9	Option^	Option^^	1x 750W HS / 2
8871EQG	1x E5-2650 v4 12C 2.2GHz 30MB 2400MHz 105W	1x 16GB	M5210	8x 2.5" HS / 20	Open bay	4x GbE	3 / 9	Option^	Option^^	1x 900W HS / 2
8871SCG	1x E5-2650 v4 12C 2.2GHz 30MB 2400MHz 105W	1x 32GB	M5210	8x 2.5" HS / 28	Open bay	4x GbE	3 / 9	None	None	1x 900W HS / 2
8871SDG	1x E5-2667 v4 8C 3.2GHz 25MB 2400MHz 135W	1x 32GB	M5210	8x 2.5" HS / 28	Open bay	4x GbE	3 / 9	None	None	1x 900W HS / 2
8871ERG	1x E5-2680 v4 14C 2.4GHz 35MB 2400MHz 120W	1x 16GB	M5210	8x 2.5" HS / 20	Open bay	4x GbE	3 / 9	Option^	Option^^	1x 750W HS / 2
8871ETG	1x E5-2680 v4 14C 2.4GHz 35MB 2400MHz 120W	1x 16GB	M5210	8x 2.5" HS / 20	Open bay	4x GbE	3 / 9	Option^	Option^^	1x 900W HS / 2
8871SAG	1x E5-2680 v4 14C 2.4GHz 35MB 2400MHz 120W	1x 32GB	M5210	8x 2.5" HS / 28	Open bay	4x GbE	3 / 9	None	None	1x 900W HS / 2
8871ESG	1x E5-2690 v4 14C 2.6GHz 35MB 2400MHz 135W	1x 16GB	M5210	8x 2.5" HS / 20	Open bay	4x GbE	3 / 9	Option^	Option^^	1x 750W HS / 2
8871EUG	1x E5-2690 v4 14C 2.6GHz 35MB 2400MHz 135W	1x 16GB	M5210	8x 2.5" HS / 20	Open bay	4x GbE	3 / 9	Option^	Option^^	1x 900W HS / 2
8871SBG	1x E5-2697 v4 18C 2.3GHz 45MB 2400MHz 145W	1x 32GB	M5210	8x 2.5" HS / 28	Open bay	4x GbE	3 / 9	None	None	1x 900W HS / 2
8871SEG	1x E5-2698 v4 20C 2.2GHz 50MB 2400MHz 135W	1x 32GB	M5210	8x 2.5" HS / 28	Open bay	4x GbE	3 / 9	None	None	1x 900W HS / 2
8871EVG	1x E5-2699 v4 22C 2.2GHz 55MB 2400MHz 145W	1x 16GB	M5210	8x 2.5" HS / 20	Open bay	4x GbE	3 / 9	Option^	Option^^	1x 1500W HS / 2
8871SFG	1x E5-2699 v4 22C 2.2GHz 55MB 2400MHz 145W	1x 32GB	M5210	8x 2.5" HS / 28	Open bay	4x GbE	3 / 9	None	None	1x 900W HS / 2
TopSeller - Japan										

Model number	Intel Xeon processor*** (2 maximum)	Memory RDIMM#	RAID / HBA	Drive bays (std / max)	Drives	NIC	I/O slots (std / max)§	Optical drive§§	LCD display	Power supply (std / max)**
8871E7J	1x E5-2603 v4 6C 1.7GHz 15MB 1866MHz 85W	1x 8GB	M1215	8x 3.5" HS / 10†	Open bay	4x GbE	3 / 9	Option	Included	1x 550W HS / 2
8871E2J	1x E5-2603 v4 6C 1.7GHz 15MB 1866MHz 85W	1x 8GB	M5210 1GB (F)	8x 2.5" HS / 20	Open bay	4x GbE	3 / 9	Option	Included	1x 550W HS / 2
8871E3J	1x E5-2609 v4 8C 1.7GHz 20MB 1866MHz 85W	1x 8GB	M5210 1GB (F)	8x 2.5" HS / 20	Open bay	4x GbE	3 / 9	Option	Included	1x 550W HS / 2
8871E4J	1x E5-2620 v4 8C 2.1GHz 20MB 2133MHz 85W	1x 8GB	M5210 1GB (F)	8x 2.5" HS / 20	Open bay	4x GbE	3 / 9	Option	Included	1x 550W HS / 2
TopSeller - Australia and New Zealand										
887110X	1x E5-2603 v4 6C 1.7GHz 15MB 1866MHz 85W	1x 8GB	M1215	8x 3.5" HS / 10†	Open bay	4x GbE	3 / 9	Option	Included	1x 550W HS / 2
887110Z	1x E5-2609 v4 8C 1.7GHz 20MB 1866MHz 85W	1x 16GB	M5210	8x 2.5" HS / 20	Open bay	4x GbE	3 / 9	Option^	Option^^	1x 750W HS / 2
88711A0	1x E5-2620 v4 8C 2.1GHz 20MB 2133MHz 85W	1x 16GB	M5210	8x 2.5" HS / 20	Open bay	4x GbE	3 / 9	Option^	Option^^	1x 900W HS / 2

*** Processor details: Processor quantity and model, cores, core speed, cache, memory speed, and thermal design power (TDP).

§ With one processor, only two fixed onboard PCIe slots (Slots 4 and 9) can be used (Slot 5 requires the second processor). An internal storage controller occupies PCIe slot 9.

§§ An optional optical drive requires the ODD Cable (00AL956).

** The power supplies are 80 PLUS Platinum certified.

† The maximum number of the drive bays (10) includes 8x 3.5" front bays and 2x 2.5" rear bays.

‡ The maximum number of the drive bays (16) includes 12x 3.5" front bays, 2x 3.5" rear bays, and 2x 2.5" rear bays.

* This model includes the SD Media Adapter with two blank SD cards (00ML706), PCIe Riser 1 (2 x8 FH/FL + 1 x8 FH/HL Slots) (00KA498), and IMM Advanced Upgrade (90Y3901).

Unless otherwise specified in a footnote, the DIMMs installed are x4 RDIMMs.

8 GB 2Rx8 memory RDIMM (46W0825)

^ An optional optical drive requires the Front IO Cage Standard (00YD070) or Advanced (00YD002).

^^ An optional LCD display is included in the optional Front IO Cage Advanced (00YD002).

~ This model includes the dual-rotor fan base, SD Media Adapter with two blank SD cards (00ML706), PCIe Riser 1 (1 x16 FH/FL + 1 x8 FH/HL Slots) (00KA489), and IMM Advanced Upgrade (90Y3901).

The TopSeller models of the System x3650 M5 listed in this section are shipped with the following items:

- *Rack Installation Guide*
- *Electronic Publications Flyer*
- System x Enterprise Slides Kit
- One or two 2.8 m IEC 320-C13 to C14 rack power cords (matches the quantity of power supplies)

Note: Cable Management Arm (CMA) is not included; see [Rack installation](#) for ordering information.

Processors

The System x3650 M5 supports up to two processors of the Intel Xeon processor E5-2600 v4 product family. Also, support for the Intel Xeon processor E5-2600 v3 product family is available via CTO only. The following tables list the specifications of the processors for the System x3650 M5.

Table 4. E5-2600 v4 specifications (HT = Hyper-Threading, TB = Turbo Boost, VT = Virtualization Technology)

Processor model	Core frequency (Base / TB Max)	Number of cores / threads	Cache	Max DDR4 frequency	QPI speed	TDP	HT	TB	VT-x	VT-d
E5-2603 v4	1.7 GHz	6 / 6	15 MB	1866 MHz	6.4 GT/s	85 W	No	No	Yes	Yes
E5-2608L v4	1.6 GHz	8 / 16	20 MB	1866 MHz	6.4 GT/s	50 W	Yes	No	Yes	Yes
E5-2609 v4	1.7 GHz	8 / 8	20 MB	1866 MHz	6.4 GT/s	85 W	No	No	Yes	Yes
E5-2618L v4	2.2 / 3.2 GHz	10 / 20	25 MB	2133 MHz	8.0 GT/s	75 W	Yes	Yes	Yes	Yes
E5-2620 v4	2.1 / 3 GHz	8 / 16	20 MB	2133 MHz	8.0 GT/s	85 W	Yes	Yes	Yes	Yes
E5-2623 v4	2.6 / 3.2 GHz	4 / 8	10 MB	2133 MHz	8.0 GT/s	85 W	Yes	Yes	Yes	Yes
E5-2628L v4	1.9 / 2.4 GHz	12 / 24	30 MB	2133 MHz	8.0 GT/s	75 W	Yes	Yes	Yes	Yes
E5-2630 v4	2.2 / 3.1 GHz	10 / 20	25 MB	2133 MHz	8.0 GT/s	85 W	Yes	Yes	Yes	Yes
E5-2630L v4	1.8 / 2.9 GHz	10 / 20	25 MB	2133 MHz	8.0 GT/s	55 W	Yes	Yes	Yes	Yes
E5-2637 v4	3.5 / 3.7 GHz	4 / 8	15 MB	2400 MHz	9.6 GT/s	135 W	Yes	Yes	Yes	Yes
E5-2640 v4	2.4 / 3.4 GHz	10 / 20	25 MB	2133 MHz	8.0 GT/s	90 W	Yes	Yes	Yes	Yes
E5-2643 v4	3.4 / 3.7 GHz	6 / 12	20 MB	2400 MHz	9.6 GT/s	135 W	Yes	Yes	Yes	Yes
E5-2648L v4	1.8 / 2.5 GHz	14 / 28	35 MB	2400 MHz	9.6 GT/s	75 W	Yes	Yes	Yes	Yes
E5-2650 v4	2.2 / 2.9 GHz	12 / 24	30 MB	2400 MHz	9.6 GT/s	105 W	Yes	Yes	Yes	Yes
E5-2650L v4	1.7 / 2.5 GHz	14 / 28	35 MB	2400 MHz	9.6 GT/s	65 W	Yes	Yes	Yes	Yes
E5-2658 v4	2.3 / 2.8 GHz	14 / 28	35 MB	2400 MHz	9.6 GT/s	105 W	Yes	Yes	Yes	Yes
E5-2660 v4	2 / 3.2 GHz	14 / 28	35 MB	2400 MHz	9.6 GT/s	105 W	Yes	Yes	Yes	Yes
E5-2667 v4	3.2 / 3.6 GHz	8 / 16	25 MB	2400 MHz	9.6 GT/s	135 W	Yes	Yes	Yes	Yes
E5-2680 v4	2.4 / 3.3 GHz	14 / 28	35 MB	2400 MHz	9.6 GT/s	120 W	Yes	Yes	Yes	Yes
E5-2683 v4	2.1 / 3 GHz	16 / 32	40 MB	2400 MHz	9.6 GT/s	120 W	Yes	Yes	Yes	Yes
E5-2690 v4	2.6 / 3.5 GHz	14 / 28	35 MB	2400 MHz	9.6 GT/s	135 W	Yes	Yes	Yes	Yes
E5-2695 v4	2.1 / 3.3 GHz	18 / 36	45 MB	2400 MHz	9.6 GT/s	120 W	Yes	Yes	Yes	Yes
E5-2697 v4	2.3 / 3.6 GHz	18 / 36	45 MB	2400 MHz	9.6 GT/s	145 W	Yes	Yes	Yes	Yes
E5-2697A v4	2.6 / 3.6 GHz	16 / 32	40 MB	2400 MHz	9.6 GT/s	145 W	Yes	Yes	Yes	Yes
E5-2698 v4	2.2 / 3.6 GHz	20 / 40	50 MB	2400 MHz	9.6 GT/s	135 W	Yes	Yes	Yes	Yes
E5-2699 v4	2.2 / 3.6 GHz	22 / 44	55 MB	2400 MHz	9.6 GT/s	145 W	Yes	Yes	Yes	Yes
E5-2699R v4	2.2 / 3.6 GHz	22 / 44	55 MB	2400 MHz	9.6 GT/s	145 W	Yes	Yes	Yes	Yes
E5-2699A v4	2.4 / 3.6 GHz	22 / 44	55 MB	2400 MHz	9.6 GT/s	145 W	Yes	Yes	Yes	Yes

Table 5. E5-2600 v3 specifications (HT = Hyper-Threading, TB = Turbo Boost, VT = Virtualization Technology)

Processor model	Core frequency (Base / TB Max)	Number of cores / threads	Cache	Max DDR4 frequency	QPI speed	TDP	HT	TB	VT-x	VT-d
E5-2603 v3	1.6 GHz	6 / 6	15 MB	1600 MHz	6.4 GT/s	85 W	No	No	Yes	Yes
E5-2609 v3	1.9 GHz	6 / 6	15 MB	1600 MHz	6.4 GT/s	85 W	No	No	Yes	Yes
E5-2620 v3	2.4 / 3.2 GHz	6 / 12	15 MB	1866 MHz	8 GT/s	85 W	Yes	Yes	Yes	Yes
E5-2630 v3	2.4 / 3.2 GHz	8 / 16	20 MB	1866 MHz	8 GT/s	85 W	Yes	Yes	Yes	Yes
E5-2640 v3	2.6 / 3.4 GHz	8 / 16	20 MB	1866 MHz	8 GT/s	90 W	Yes	Yes	Yes	Yes
E5-2650 v3	2.3 / 3 GHz	10 / 20	25 MB	2133 MHz	9.6 GT/s	105 W	Yes	Yes	Yes	Yes
E5-2660 v3	2.6 / 3.3 GHz	10 / 20	25 MB	2133 MHz	9.6 GT/s	105 W	Yes	Yes	Yes	Yes
E5-2670 v3	2.3 / 3.1 GHz	12 / 24	30 MB	2133 MHz	9.6 GT/s	120 W	Yes	Yes	Yes	Yes
E5-2680 v3	2.5 / 3.3 GHz	12 / 24	30 MB	2133 MHz	9.6 GT/s	120 W	Yes	Yes	Yes	Yes
E5-2690 v3	2.6 / 3.5 GHz	12 / 24	30 MB	2133 MHz	9.6 GT/s	135 W	Yes	Yes	Yes	Yes
E5-2695 v3	2.3 / 3.3 GHz	14 / 28	35 MB	2133 MHz	9.6 GT/s	120 W	Yes	Yes	Yes	Yes
E5-2697 v3	2.6 / 3.6 GHz	14 / 28	35 MB	2133 MHz	9.6 GT/s	145 W	Yes	Yes	Yes	Yes

For System x3650 M5 server models that come standard with one processor, the second processor can be ordered, if required (see the following table for ordering information). The second processor must be of the same model as the first processor. The second processor option includes two system fans.

Table 6. Processor options

Description	Part number	Feature codes*
Intel Xeon Processor E5-2600 v4 product family		
Intel Xeon Processor E5-2603 v4 6C 1.7GHz 15MB Cache 1866MHz 85W	00YJ203	ATEU / ATFK
Intel Xeon Processor E5-2608L v4 8C 1.6GHz 20MB Cache 1866MHz 50W	00YJ219	ATFA / ATG1
Intel Xeon Processor E5-2609 v4 8C 1.7GHz 20MB Cache 1866MHz 85W	00YJ196	ATEM / ATFC
Intel Xeon Processor E5-2618L v4 10C 2.2GHz 25MB Cache 2133MHz 75W	00YJ218	ATF9 / ATG0
Intel Xeon Processor E5-2620 v4 8C 2.1GHz 20MB Cache 2133MHz 85W	00YJ195	ATEL / ATFB
Intel Xeon Processor E5-2623 v4 4C 2.6GHz 10MB Cache 2133MHz 85W	00YJ217	ATF8 / ATFZ
Intel Xeon Processor E5-2628L v4 12C 1.9GHz 30MB Cache 2133MHz 75W	00YJ215	ATF6 / ATFX
Intel Xeon Processor E5-2630 v4 10C 2.2GHz 25MB Cache 2133MHz 85W	00YJ198	ATEP / ATFE
Intel Xeon Processor E5-2630L v4 10C 1.8GHz 25MB Cache 2133MHz 55W	00YJ209	ATF0 / ATFR
Intel Xeon Processor E5-2637 v4 4C 3.5GHz 15MB Cache 2400MHz 135W	00YJ208	ATEZ / ATFQ
Intel Xeon Processor E5-2640 v4 10C 2.4GHz 25MB Cache 2133MHz 90W	00YJ199	ATEQ / ATFF
Intel Xeon Processor E5-2643 v4 6C 3.4GHz 20MB Cache 2400MHz 135W	00YJ207	ATEY / ATFP
Intel Xeon Processor E5-2648L v4 14C 1.8GHz 35MB Cache 2400MHz 75W	00YJ213	ATF4 / ATFV
Intel Xeon Processor E5-2650 v4 12C 2.2GHz 30MB Cache 2400MHz 105W	00YJ197	ATEN / ATFD
Intel Xeon Processor E5-2650L v4 14C 1.7GHz 35MB Cache 2400MHz 65W	00YJ210	ATF1 / ATFS
Intel Xeon Processor E5-2658 v4 14C 2.3GHz 35MB Cache 2400MHz 105W	00YJ214	ATF5 / ATFW
Intel Xeon Processor E5-2660 v4 14C 2.0GHz 35MB Cache 2400MHz 105W	00YJ205	ATEW / ATFM
Intel Xeon Processor E5-2667 v4 8C 3.2GHz 25MB Cache 2400MHz 135W	00YJ201	ATES / ATFH
Intel Xeon Processor E5-2680 v4 14C 2.4GHz 35MB Cache 2400MHz 120W	00YJ202	ATET / ATFJ
Intel Xeon Processor E5-2683 v4 16C 2.1GHz 40MB Cache 2400MHz 120W	00YJ216	ATF7 / ATFY
Intel Xeon Processor E5-2690 v4 14C 2.6GHz 35MB Cache 2400MHz 135W	00YJ200	ATER / ATFG
Intel Xeon Processor E5-2695 v4 18C 2.1GHz 45MB Cache 2400MHz 120W	00YJ206	ATEX / ATFN
Intel Xeon Processor E5-2697 v4 18C 2.3GHz 45MB Cache 2400MHz 145W	00YJ204	ATEV / ATFL
Intel Xeon Processor E5-2697A v4 16C 2.6GHz 40MB Cache 2400MHz 145W	01GT188	AUDY / AUE0
Intel Xeon Processor E5-2698 v4 20C 2.2GHz 50MB Cache 2400MHz 135W	00YJ212	ATF3 / ATFU
Intel Xeon Processor E5-2699 v4 22C 2.2GHz 55MB Cache 2400MHz 145W	00YJ211	ATF2 / ATFT
Intel Xeon Processor E5-2699R v4 22C 2.2GHz 55MB Cache 2400MHz 145W	01GV376	AVHA / AVHJ
Intel Xeon Processor E5-2699A v4 22C 2.4GHz 55MB Cache 2400MHz 145W	01GV377	AVHB / AVHK
Intel Xeon Processor E5-2600 v3 product family		
Intel Xeon Processor E5-2603 v3 6C 1.6GHz 15MB 1600MHz 85W	00FK640	A5EB / A5EG
Intel Xeon Processor E5-2609 v3 6C 1.9GHz 15MB 1600MHz 85W	00FK641	A5EC / A5EH
Intel Xeon Processor E5-2620 v3 6C 2.4GHz 15MB 1866MHz 85W	00FK642	A5ED / A5EJ
Intel Xeon Processor E5-2630 v3 8C 2.4GHz 20MB 1866MHz 85W	00FK643	A5EE / A5EK
Intel Xeon Processor E5-2640 v3 8C 2.6GHz 20MB 1866MHz 90W	00FK644	A5GT / A5EL
Intel Xeon Processor E5-2650 v3 10C 2.3GHz 25MB 2133MHz 105W	00FK645	A5GU / A5EM
Intel Xeon Processor E5-2660 v3 10C 2.6GHz 25MB 2133MHz 105W	00KG839	ASDA / ASDM
Intel Xeon Processor E5-2670 v3 12C 2.3GHz 30MB 2133MHz 120W	00FK647	A5GV / A5EN
Intel Xeon Processor E5-2680 v3 12C 2.5GHz 30MB 2133MHz 120W	00FK648	A5GW / A5EP

Description	Part number	Feature codes*
Intel Xeon Processor E5-2690 v3 12C 2.6GHz 30MB 2133MHz 135W	00FK649	A5GX / A5EQ
Intel Xeon Processor E5-2697 v3 14C 2.6GHz 35MB 2133MHz 145W	00KG843	ASDE / ASDR

* The first feature code is for the first processor; the second feature code is for the second processor.

Memory

The System x3650 M5 supports TruDDR4 memory. TruDDR4 memory uses the highest-quality components sourced from Tier 1 DRAM suppliers and only memory that meets strict requirements is selected. It is compatibility tested and tuned on every System x server to maximize performance and reliability.

TruDDR4 memory has a unique signature programmed into the DIMM, which enables System x servers to verify whether the memory installed is qualified and supported. Because TruDDR4 memory is authenticated, certain extended memory performance features can be enabled to extend performance over industry standards. From a service and support standpoint, System x memory automatically assumes the system's warranty, and service and support provided worldwide.

The System x3650 M5 supports up to 12 DIMMs with one processor and up to 24 DIMMs when two processors are installed. Each processor has four memory channels, and there are three DIMMs per channel.

The following rules apply when selecting the memory configuration:

- The server supports RDIMMs and LRDIMMs.
- Mixing different types of memory (RDIMMs and LRDIMMs) is not supported.
- All DIMMs in the server operate at the same speed, which is determined as the lowest value of:
 - Memory speed that is supported by the specific processor.
 - Memory speed for selected quantity of DIMMs per channel.

Note: Maximum memory speed can be achieved when Max performance mode is enabled in UEFI.

The following memory protection technologies are supported:

- ECC
- Chipkill (for x4-based memory DIMMs)
- Memory mirroring
- Memory rank sparing

Chipkill works only in independent channel mode (the default operational mode) and supports only x4-based memory DIMMs.

If memory mirroring is used, then DIMMs must be installed in pairs (a minimum of one pair per each processor), and both DIMMs in a pair must be identical in type and size.

If memory rank sparing is used, then a minimum of one quad-rank DIMM or two single-rank or dual-rank DIMMs must be installed per populated channel (the DIMMs do not need being identical). In rank sparing mode, one rank of a DIMM in each populated channel is reserved as spare memory. The size of a rank varies depending on the DIMMs installed.

Chipkill, memory mirroring, and memory rank sparing modes are mutually exclusive. Only one operational memory mode can be enabled on a server, and it is a system-wide setting.

System x engineering tested and validated system designs that support memory speeds beyond Intel memory specifications, which provides benefits for workloads that require memory speed and density. System x TruDDR4 memory is fully supported up to the rated speeds that are shown in the following table. Table cells highlighted with a gray background indicate when the DIMMs are allowed to operate at a higher speed than Intel specifications define.

Table 7. System x3650 M5 maximum memory speeds and capacities

DIMMs per channel	RDIMM		LR-DIMM	
	Memory bus speed	Maximum capacity*	Memory bus speed	Maximum capacity*
Intel Xeon processor E5-2600 v4 product family				
1 DPC	2400 MHz	256 GB (8x 32 GB)	2400 MHz	512 GB (8x 64 GB)
2 DPC	2400 MHz	512 GB (16x 32 GB)	2400 MHz	1,024 GB (16x 64 GB)
3 DPC	1866 MHz	768 GB (24x 32 GB)	2133 MHz	1,536 GB (24x 64 GB)
Intel Xeon processor E5-2600 v3 product family				
1 DPC	2133 MHz	256 GB (8x 32 GB)	2133 MHz	512 GB (8x 64 GB)
2 DPC	2133 MHz	512 GB (16x 32 GB)	2133 MHz	1,024 GB (16x 64 GB)
3 DPC	1866 MHz	768 GB (24x 32 GB)	1866 MHz	1,536 GB (24x 64 GB)

* Maximum memory capacity is achieved with two processors installed. With one processor, the capacity is a half of what is shown.

The following table lists memory options available for the System x3650 M5 server.

Table 8. Memory options

Description	Part number	Feature code	Maximum supported*
RDIMMs - 2400 MHz			
8GB TruDDR4 Memory (1Rx4, 1.2V) PC4-19200 CL17 2400MHz LP RDIMM	46W0821	ATC8	12 / 24
8GB TruDDR4 Memory (2Rx8, 1.2V) PC4-19200 CL17 2400MHz LP RDIMM	46W0825	ATC9	12 / 24
16GB TruDDR4 Memory (2Rx4, 1.2V) PC4-19200 CL17 2400MHz LP RDIMM	46W0829	ATCA	12 / 24
16GB TruDDR4 Memory (2Rx8, 1.2V) PC4-19200 CL17 2400MHz LP RDIMM	01KN301	AVP0	12 / 24**
32GB TruDDR4 Memory (2Rx4, 1.2V) PC4-19200 CL17 2400MHz LP RDIMM	46W0833	ATCB	12 / 24
LRDIMMs - 2400 MHz			
64GB TruDDR4 Memory (4Rx4, 1.2V) PC4-19200 PC4 2400MHz LP LRDIMM	46W0841	ATGG	12 / 24

* One processor / two processors.

** Not supported with the Intel Xeon processor E5-2600 v3 product family.

Internal storage

The System x3650 M5 server supports the following drive bay configurations:

- Models with 8x 2.5-inch SAS/SATA hot-swap drive bays that can be upgraded to the following drive bay configurations:
 - 8x 2.5-inch (front) + 2x 2.5-inch (rear) SAS/SATA hot-swap + 4x 2.5-inch PCIe SSD (front) hot-swap drive bays
 - 8x 2.5-inch SAS/SATA (front) + 8x 2.5-inch PCIe SSD (front) hot-swap drive bays
 - 16x 2.5-inch SAS/SATA (front) + 4x 2.5-inch PCIe SSD (front) hot-swap drive bays
 - 16x 2.5-inch (front) + 2x 2.5-inch (rear) + 2x 2.5-inch (rear) SAS/SATA hot-swap drive bays
- Storage dense models with 8x 2.5-inch SAS/SATA hot-swap drive bays that can be upgraded to up to 28x (up to 24 on the front; up to 4 on the rear) 2.5-inch SAS/SATA hot-swap drive bays
- Models with 8x 3.5-inch SAS/SATA hot-swap drive bays that can be upgraded to the following drive bay configurations (for a total of 10 drive bays):
 - 8x 3.5-inch (front) + 2x 3.5-inch (rear) SAS/SATA hot-swap drive bays
 - 8x 3.5-inch (front) + 2x 2.5-inch (rear) SAS/SATA hot-swap drive bays
- Models with 12x 3.5-inch SAS/SATA hot-swap drive bays that can be upgraded to up to 16x SAS/SATA hot-swap drive bays: 12x 3.5-inch (front) + 2x 3.5-inch (rear) + 2x 2.5-inch (rear)

The following figure shows the SAS/SATA drive bay configurations.

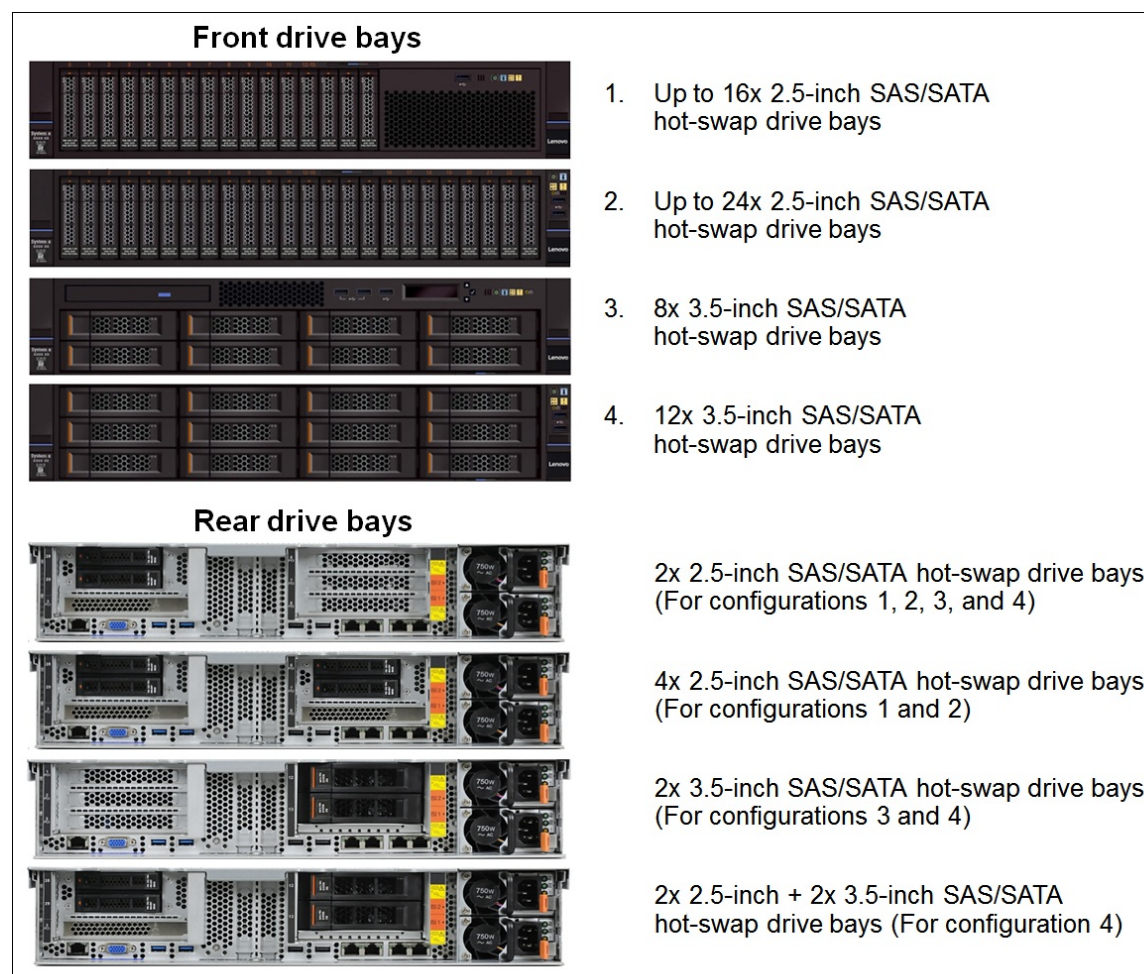


Figure 12. Internal SAS/SATA drive bay configurations

The following figure shows the SAS/SATA and PCIe drive bay configurations.




Figure 13. Internal SAS/SATA and PCIe drive bay configurations

8x 3.5-inch drive bay models of the System x3650 M5 have one optical disk drive (ODD) bay. For models with up to 16x 2.5-inch drive bays, the optional Front IO Cage Standard or Advanced provides one optical drive bay and 3x USB 2.0 ports. In addition, the Front IO Cage Advanced provides an LCD display. These options are listed in the following table.

Table 9. Front panel options

Description	Part number	Feature code	Maximum supported
x3650 M5 Front IO Cage Entry (1x USB only)	None*	ATE5	1
x3650 M5 Front IO Cage Std. (3x USB, Optional LCD/Optical drive)	00YD070	ATE6	1
x3650 M5 Front IO Cage Adv. (3x USB, LCD, Optional Optical Drive)	00YD002**	None**	1

* Included with select standard and TopSeller models or configurable via CTO.

** The Front IO Cage Advanced part number (00YD002) includes the Front IO Cage Standard (feature code ATE6), System x3650 M5 2.5" Bezel with LCD Light Path (feature code ATE8), and LCD display (feature code A4VH). If configured via CTO, the LCD display (feature code A4VH) is derived when the Front IO Cage Standard (feature code ATE6) and System x3650 M5 2.5" Bezel with LCD Light Path (feature code ATE8) are selected.

The following table shows the internal storage options available for the System x3650 M5 server.

Table 10. Internal storage options

Description	Part number	Feature code	Maximum supported
Base drive kits (factory installed)*			
System x3650 M5 8x 2.5" HS HDD Assembly Kit (Single RAID)	None*	A5G6	1
System x3650 M5 16x 2.5" HS HDD Assembly Kit (Single RAID)	None*	A5GF	1
System x3650 M5 16x 2.5" HS HDD Assembly Kit (Dual RAID)	None*	A5GG	1
System x3650 M5 24x 2.5" HS HDD Assembly Kit (Single RAID)	None*	A5G7	1
System x3650 M5 24x 2.5" HS HDD Assembly Kit (Dual RAID)	None*	A5TN	1
System x3650 M5 24x 2.5" HS HDD Assembly Kit (Triple RAID)	None*	A5G8	1
System x3650 M5 8x 3.5" HS HDD Assembly Kit	None*	ATEG	1
System x3650 M5 12x 3.5" HS HDD Assembly Kit	None*	A5GE	1
System x3650 M5 Rear 2x 2.5" HDD Kit (Independent RAID)	None*	A5GH	2
System x3650 M5 Rear 2x 3.5" HDD Kit (Cascaded)**	None*	A5GL	1
System x3650 M5 Rear 2x 3.5" HDD Kit (Independent RAID)	None*	A5GK	1
System x3650 M5 Plus 4x 2.5" NVMe PCIe SSD Upgrade Kit	None*	ASRL	2
Upgrade drive kits (require the base drive kit)			
System x3650 M5 Plus 8x 2.5" HS HDD Assembly Kit with Expander	00FK661	AS44	2
System x3650 M5 Plus 8x 2.5" HS HDD Assembly Kit	00FK676	AS45	2
System x3650 M5 Rear 2x 2.5" HDD Kit	00FK658	AS42	2
System x3650 M5 Rear 2x 3.5" HDD Kit	00FK659	AS43	1
System x3650 M5 Plus 4x 2.5" NVMe PCIe SSD Upgrade Kit	00FK677	None***	2

* Base drive kits are always factory-installed in either standard or custom (CTO or Special Bid) models, and they might not have an option part number assigned.

** The 2x 3.5-inch Rear HDD Kit is connected to the SAS expander on the 12-drive backplane, that is, to the same storage controller as 12 drive bays on the front.

*** This Upgrade kit can be installed as a field upgrade only, and it includes 1x NVMe PCIe SSD Upgrade Kit (feature code ASRL) and 2x PCIe SSD Extender Adapters (feature code AS95).

The following table lists possible factory-installed internal storage configurations and field upgrades.

Table 11. Internal storage configurations (FC=Feature Code, PN=Part Number)

Drive bay configuration	Storage controller*	Drive kits required
Front drive bays		
8x 2.5-in. SAS/SATA hot-swap (front)	1x RAID or HBA (8 drives)	Factory installed: <ul style="list-style-type: none"> 1x x3650 M5 8x 2.5" HS HDD Assembly Kit (Single RAID) (FC A5G6)
16x 2.5-in. SAS/SATA hot-swap (front)	1x RAID or HBA (16 drives)	Factory installed: <ul style="list-style-type: none"> 1x x3650 M5 16x 2.5" HS HDD Assembly Kit (Single RAID) (FC A5GF) Field upgrade for 8x 2.5-inch HS drive models: <ul style="list-style-type: none"> 1x x3650 M5 Plus 8x 2.5" HS HDD Assembly Kit with Expander (PN 00FK661)
	2x RAID or HBA (8+8 drives)	Factory installed: <ul style="list-style-type: none"> 1x x3650 M5 16x 2.5" HS HDD Assembly Kit (Dual RAID) (FC A5GG) Field upgrade for 8x 2.5-inch HS drive bay models: <ul style="list-style-type: none"> 1x x3650 M5 Plus 8x 2.5" HS HDD Assembly Kit (PN 00FK676)
24x 2.5-in. SAS/SATA hot-swap (front)	1x RAID or HBA (24 drives)	Factory installed: <ul style="list-style-type: none"> 1x x3650 M5 24x 2.5" HS HDD Assembly Kit (Single RAID) (FC A5G7) Field upgrade for 16 (8+8)x 2.5-inch HS drive models: <ul style="list-style-type: none"> 1x x3650 M5 Plus 8x 2.5" HS HDD Assembly Kit with Expander (PN 00FK661)
	2x RAID or HBA (16+8 drives)	Factory installed: <ul style="list-style-type: none"> 1x x3650 M5 24x 2.5" HS HDD Assembly Kit (Dual RAID) (FC A5TN) Field upgrade for 16 (8+8)x 2.5-inch HS drive models: <ul style="list-style-type: none"> 1x x3650 M5 Plus 8x 2.5" HS HDD Assembly Kit with Expander (PN 00FK661) Field upgrade for 16 (16)x 2.5-inch HS drive models: <ul style="list-style-type: none"> 1x x3650 M5 Plus 8x 2.5" HS HDD Assembly Kit (PN 00FK676)
	3x RAID or HBA (8+8+8 drives)	Factory installed: <ul style="list-style-type: none"> 1x x3650 M5 24x 2.5" HS HDD Assembly Kit (Triple RAID) (FC A5G8) Field upgrade for 16 (8+8)x 2.5-inch HS drive models: <ul style="list-style-type: none"> 1x x3650 M5 Plus 8x 2.5" HS HDD Assembly Kit (PN 00FK676)
4x 2.5-in. PCIe SSD hot-swap (front)	2x PCIe Extenders# (2+2)	Factory installed: <ul style="list-style-type: none"> 1x x3650 M5 Plus 4x 2.5" NVMe PCIe SSD Upgrade Kit (FC ASRL)** Field upgrade for 8x 2.5-inch HS drive models: <ul style="list-style-type: none"> 1x x3650 M5 Plus 4x 2.5" NVMe PCIe SSD Upgrade Kit (PN 00FK677)
8x 2.5-in. PCIe SSD hot-swap (front)	4x PCIe Extenders# (2+2+2+2)	Factory installed: <ul style="list-style-type: none"> 2x x3650 M5 Plus 4x 2.5" NVMe PCIe SSD Upgrade Kit (FC ASRL)## Field upgrade for 8x 2.5-inch HS drive models: <ul style="list-style-type: none"> 2x x3650 M5 Plus 4x 2.5" NVMe PCIe SSD Upgrade Kit (PN 00FK677)
8x 3.5-in. SAS/SATA hot-swap (front)	1x RAID or HBA (8 drives)	Factory installed: <ul style="list-style-type: none"> 1x x3650 M5 8x 3.5" HS HDD Assembly Kit (FC ATEG)
12x 3.5-in. SAS/SATA hot-swap (front)	1x RAID or HBA (12 drives)	Factory installed: <ul style="list-style-type: none"> 1x x3650 M5 12x 3.5" HS HDD Assembly Kit (FC A5GE)
Rear drive bays		
2x 2.5-in. SAS/SATA hot-swap (rear)	1x M1215 (2 drives)	Factory installed: <ul style="list-style-type: none"> 1x x3650 M5 Rear 2x 2.5" HDD Kit (Independent RAID) (FC A5GH) Field upgrade for 2.5-inch and 3.5-inch HS drive models: <ul style="list-style-type: none"> 1x x3650 M5 Rear 2x 2.5" HDD Kit (PN 00FK658)

Drive bay configuration	Storage controller*	Drive kits required
4x 2.5-in. SAS/SATA hot-swap (rear)	2x M1215 (2+2 drives)	Factory installed: <ul style="list-style-type: none"> 2x x3650 M5 Rear 2x 2.5" HDD Kit (Independent RAID) (FC A5GH) Field upgrade for 2.5-inch HS drive models: <ul style="list-style-type: none"> 2x x3650 M5 Rear 2x 2.5" HDD Kit (PN 00FK658)
2x 3.5-in. SAS/SATA hot-swap (rear) (Cascaded)	1x RAID or HBA (12+2 drives)***	Factory installed: <ul style="list-style-type: none"> 1x x3650 M5 Rear 2x 3.5" HDD Kit (Cascaded) (FC A5GL) Field upgrade for 3.5-inch HS drive models: <ul style="list-style-type: none"> 1x x3650 M5 Rear 2x 3.5" HDD Kit (PN 00FK659)
2x 3.5-in. SAS/SATA hot-swap (rear) (Independent RAID)	1x M1215 (2 drives)	Factory installed: <ul style="list-style-type: none"> 1x x3650 M5 Rear 2x 3.5" HDD Kit (Independent RAID) (FC A5GK) Field upgrade for 3.5-inch HS drive models: <ul style="list-style-type: none"> 1x x3650 M5 Rear 2x 3.5" HDD Kit (PN 00FK659)

* RAID or HBA indicates that any combination of the M1215, M5210, and N2215 storage controllers is supported up to a maximum quantity listed; the numbers in brackets (x+y+z) specify the quantity of drives connected to each of the controllers.

Each PCIe SSD Extender Adapter (PN 00ML997) provides connectivity for up to two PCIe SSDs, and each adapter occupies a PCIe slot. For factory configured models, two or four PCIe SSD Extender Adapters (FC AS95) must be included in the configuration. For field upgrades, the PCIe SSD Upgrade Kit (PN 00FK677) includes two PCIe SSD Extenders.

** Requires the selection of 8x or 16x 2.5-in. hot-swap drive bays (with 16x 2.5-in. drive bays, the internal optical drive cannot be used).

Requires the selection of 8x 2.5-in. hot-swap drive bays.

*** Two drives in the 2x 3.5-inch Rear HDD Kit are connected to the SAS expander on the 12-drive backplane, that is, to the same storage controller as 12 drives on the front.

Configuration notes:

- 24x 2.5-inch front drives are supported on storage dense models only (models without the Standard [feature code ATE5] or Advanced [feature code ATE6] OP Panel).
- 2x 2.5-inch rear drives (1x Rear 2x 2.5" HDD Kit) are supported on 2.5-inch and 3.5-inch drive bay models.
 - The Rear 2.5" HDD Kit is installed in place of the PCIe Riser Card 1, and PCIe slots 1, 2 and 3 are not present. The kit includes special riser that provides PCIe 3.0 x8 slot for the M1215 RAID controller that is dedicated to 2x 2.5-inch rear drives.
- 4x 2.5-inch rear drives (2x Rear 2x 2.5" HDD Kits) are supported on 2.5-inch hot-swap drive bay models only.
 - The first Rear 2.5" HDD Kit is installed in place of the PCIe Riser Card 1, and PCIe slots 1, 2 and 3 are not present.
 - The second Rear 2.5" HDD Kit is installed in place of the PCIe Riser Card 2, and PCIe slots 6, 7 and 8 are not present.
 - Each kit includes special riser that provides PCIe 3.0 x8 slot for the M1215 RAID controller that is dedicated to 2x 2.5-inch rear drives.
- 2x 3.5-inch rear drives are supported on 3.5-inch hot-swap drive bay models only.
 - With 8x 3.5-inch HS drive bay models, the 2x 3.5-inch Rear HDD Kit is connected to a dedicated M1215 controller (Independent RAID).
 - With 12x 3.5-inch HS drive bay models, the 2x 3.5-inch Rear HDD Kit can be connected to a dedicated M1215 controller (Independent RAID) or SAS expander on the 12-drive backplane (Cascaded).
 - The Rear 3.5" HDD Kit is installed in place of PCIe Riser Card 2; PCIe slots 6, 7, and 8 are not present.
- For 8x 3.5-inch and 12x 3.5-inch drive bay models, either 1x Rear 2x 3.5" HDD Kit (Independent RAID) or 1x Rear 2x 2.5" HDD Kit (Independent RAID) can be used in the configuration, but not both.
- For 12x 3.5-inch drive bay models, either 1x Rear 2x 3.5" HDD Kit (Independent RAID) or 1x Rear 2x 3.5" HDD Kit (Cascaded) can be used in the configuration, but not both. If the Cascaded Kit is used, 1x Rear 2x 2.5" HDD Kit (Independent RAID) also can be used in the configuration.

- NVMe PCIe SSDs are supported on 8x or 16x 2.5-inch SAS/SATA hot-swap drive bay models only.
 - With one processor, up to one NVMe PCIe SDD Upgrade Kit is supported, and it requires one of the Riser 1 card options with PCIe x8 slots:
 - For the Riser 1 options with 3x PCIe x8 slots (part numbers 00KA519 or 00KA498), the PCIe SSD extenders are supported in PCIe slots 1 and 2.
 - For the Riser 1 options with 1x PCIe x8 slot (part number 00KA489), the PCIe SSD extenders are supported in PCIe slots 3 and 4.
 - With two processors, up to two NVMe PCIe SDD Upgrade Kits are supported, and they require a combination of the Riser 1 and Riser 2 card options with PCIe x8 slots:
 - For the Riser 1 and Riser 2 options with 3x PCIe x8 slots (part numbers 00KA519 [Riser 1] or 00KA498 [Riser 1 or Riser 2]), the PCIe SSD extenders are supported in PCIe slots 1 and 2 (Riser 1), and 6 and 7 (Riser 2).
 - For the Riser 1 and Riser 2 options with 1x PCIe x8 slot (part number 00KA489), the PCIe SSD extenders are supported in PCIe slots 3, 4, 5, and 8.
 - For 16x 2.5-inch SAS/SATA hot-swap drive bay configurations, the internal optical drive is not supported in the configurations with NVMe PCIe SSDs.
 - If only one NVMe PCIe SSD Upgrade Kit is used in the configurations with two processors, up to one 2.5-inch Rear HDD Kit is supported. In other configurations with the NVMe PCIe SSD Upgrade Kits, the 2.5-inch Rear HDD Kit cannot be used.

Controllers for internal storage

The following table lists the storage controllers and options used for internal storage of the System x3650 M5.

Note: SAS RAID controllers and HBAs are supported in low profile PCIe x8 slots on the system board and full-high PCIe x8 and x16 slots supplied by the riser cards 1 and 2.

Table 12. RAID controllers and HBAs for internal storage

Description	Part number	Feature code	Maximum supported	I/O slots supported
12 Gb SAS/SATA controllers				
ServeRAID M5210 SAS/SATA Controller	46C9110	A3YZ	3	9, 4, 1, 6
ServeRAID M1215 SAS/SATA Controller	46C9114	A45W	3	9, 4, 1, 6, 3, 8
N2215 SAS/SATA HBA	47C8675	A3YY	3	9, 4, 1, 6, 2, 7, 5
Hardware upgrades for the M5210 (one per controller)				
ServeRAID M5200 Series 1GB Cache/RAID 5 Upgrade	47C8656	A3Z0	3	-
ServeRAID M5200 Series 1GB Flash/RAID 5 Upgrade	47C8660	A3Z1	3	-
ServeRAID M5200 Series 2GB Flash/RAID 5 Upgrade	47C8664	A3Z2	3	-
ServeRAID M5200 Series 4GB Flash/RAID 5 Upgrade	47C8668	A3Z3	3	-
Features on Demand upgrades for the M5210 (system-wide)*				
ServeRAID M5200 Series Zero Cache/RAID 5 Upgrade (FOD)	47C8708	A3Z6	1	-
ServeRAID M5200 Series RAID 6 Upgrade (FOD)	47C8706	A3Z5	1**	-
ServeRAID M5200 Series Performance Accelerator (FOD)	47C8710	A3Z7	1**	-
ServeRAID M5200 Series SSD Caching Enabler (FOD)	47C8712	A3Z8	1**	-
Features on Demand upgrades for the M1215 (system-wide)*				
ServeRAID M1200 Zero Cache/RAID 5 Upgrade (FOD)	00AE930	A5H5	1	-
PCIe extenders (for NVMe PCIe SSDs)				
System x NVMe PCIe SSD Extender Adapter	00ML997	AS95	4	1, 2, 3, 4, 5, 6, 7, 8

* One FoD upgrade enables the feature on all ServeRAID adapters of the same family (M5200 or M1200) installed in the server.

** Requires cache memory upgrade (47C8656, 47C8660, 47C8664, or 47C8668).

The following table summarizes features of supported storage controllers.

Table 13. Storage controller features and specifications summary

Feature	M1215	M5210	N2215
Part number	46C9114	46C9110	47C8675
Form factor	PCIe low profile	PCIe low profile	PCIe low profile
Controller chip	LSI SAS3008	LSI SAS3108	LSI SAS3008
Host interface	PCIe 3.0 x8	PCIe 3.0 x8	PCIe 3.0 x8
Port interface	12 Gbps SAS	12 Gbps SAS	12 Gbps SAS
Number of ports	8	8	8
Port connectors	2x Mini-SAS HD x4 (SFF-8643)	2x Mini-SAS HD x4 (SFF-8643)	2x Mini-SAS HD x4 (SFF-8643)
Drive interface	SAS, SATA	SAS, SATA	SAS, SATA
Drive type	HDD, SSD, SED	HDD, SSD, SED	HDD, SSD
Drive form factor	SFF, LFF	SFF, LFF	SFF, LFF
Hot-swap drives	Yes	Yes	Yes
Max devices	32 (RAID); 64 (JBOD)	240	1024
RAID levels	0/1/10; Optional 5/50 (00AE930)	0/1/10; Optional 5/50 (RAID 5 FoD, 47C8708, or cache upgrades); Optional 6/60 (47C8706)	None
JBOD mode	Yes	Yes (without cache)	Yes
Cache	None	1 GB no backup (47C8656) 1 GB flash backup (47C8660) 2 GB flash backup (47C8664) 4 GB flash backup (47C8668)	None
SED support (SafeStore)	Yes (with RAID 5 FoD upgrade)	Yes (with RAID 5 FoD upgrade or any cache upgrade)	No
Performance Accelerator (FastPath)	No	Optional (47C8710)	No
SSD Caching (CacheCade Pro 2.0)	No	Optional (47C8712)	No

For more information, see the list of Product Guides in the RAID adapters category:

<https://lenovopress.com/servers/options/raid>

The following table lists supported combinations of the storage controllers and drive types for the System x3650 M5 drive bay configurations.

Table 14. Storage controllers, drive types, and internal drive bays

Drive bay configuration	Storage Controller	Drive type						
		SAS HDD	NL SAS HDD	NL SATA HDD	SAS SED	SAS SSD	SATA SSD	PCIe SSD
Front drive bays								
8/16/24x 2.5-inch SAS/SATA hot-swap (front)	M1215	Yes	Yes	Yes	Yes*	Yes	Yes	No
	M5210	Yes	Yes	Yes	Yes**	Yes	Yes	No
	N2215	Yes	Yes	Yes	No	Yes	Yes	No
8/12x 3.5-inch SAS/SATA hot-swap (front)	M1215	Yes	Yes	Yes	No	No	Yes	No
	M5210	Yes	Yes	Yes	No	No	Yes	No
	N2215	Yes	Yes	Yes	No	No	Yes	No
4/8x 2.5-inch NVMe PCIe hot-swap (front)	PCIe SSD Extender	No	No	No	No	No	No	Yes
Rear drive bays								
2/4x 2.5-inch SAS/SATA hot-swap (rear; independent RAID)	M1215	Yes	Yes	Yes	Yes*	Yes	Yes	No
2x 3.5-inch SAS/SATA hot-swap (rear; cascaded RAID)#	M1215	Yes	Yes	Yes	No	No	Yes	No
	M5210	Yes	Yes	Yes	No	No	Yes	No
	N2215	Yes	Yes	Yes	No	No	Yes	No
2x 3.5-inch SAS/SATA hot-swap (rear; independent RAID)	M1215	Yes	Yes	Yes	No	No	Yes	No

3.5" rear drives support cascaded connections only to the SAS expander on the 12-drive backplane (12x 3.5" drive bay models).

* SEDs are supported with the RAID 5 FoD upgrade (00AE930).

** SEDs are supported with the RAID 5 FoD upgrade (47C8708) or any cache upgrade (47C8656, 47C8660, 47C8664, 47C8668).

Drives for internal storage

The following tables list drive options for the System x3650 M5.

Table 15. Drive options for internal storage: 2.5-inch hot-swap drives

Description	Part number	Feature code	Maximum supported
2.5-inch hot-swap HDDs - 12 Gbps SAS			
300GB 10K 12Gbps SAS 2.5" G3HS HDD	00WG685	AT89	28
300GB 15K 12Gbps SAS 2.5" G3HS HDD	00WG660	AT84	28
600GB 10K 12Gbps SAS 2.5" G3HS HDD	00WG690	AT8A	28
600GB 15K 12Gbps SAS 2.5" G3HS HDD	00WG665	AT85	28
900GB 10K 12Gbps SAS 2.5" G3HS HDD	00WG695	AT8B	28
900GB 15K 12Gbps SAS 2.5" G3HS 512e HDD	01GV035	AVKU	28*
1.2TB 10K 12Gbps SAS 2.5" G3HS HDD	00WG700	AT8C	28
1.8TB 10K 12Gbps SAS 2.5" G3HS 512e HDD	00NA271	ASBM	28
2.4TB 10K 12Gbps SAS 2.5" G3HS 512e HDD	01GV070	B0YT	28*
2.5-inch hot-swap HDDs - 12 Gbps NL SAS			
1TB 7.2K 12Gbps NL SAS 2.5" G3HS HDD	00NA491	AT7Z	28
2TB 7.2K 12Gbps NL SAS 2.5" G3HS HDD	00NA496	AT80	28

Description	Part number	Feature code	Maximum supported
2.5-inch hot-swap HDDs - 6 Gbps NL SATA			
500GB 7.2K 6Gbps NL SATA 2.5" G3HS HDD	00AJ136	A4TW	28
1TB 7.2K 6Gbps NL SATA 2.5" G3HS HDD	00AJ141	A4TX	28
2TB 7.2K 6Gbps NL SATA 2.5" G3HS 512e HDD	00NA526	AT81	28
2.5-inch hot-swap SEDs - 12 Gbps SAS			
300GB 10K 12Gbps SAS 2.5" G3HS SED	00WG705	AT8D	28
600GB 10K 12Gbps SAS 2.5" G3HS SED	00WG710	AT8E	28
900GB 10K 12Gbps SAS 2.5" G3HS SED	00WG715	AT8F	28
1.2TB 10K 12Gbps SAS 2.5" G3HS SED	00WG720	AT8G	28
2.4TB 10K 12Gbps SAS 2.5" G3HS 512e FIPS 140-2 SED	01GV080	B0YW	28*
2.5-inch hot-swap SEDs - 12 Gbps NL SAS			
2TB 7.2K 12Gbps NL SAS 2.5" G3HS 512e FIPS 140-2 SED	01GR670	AUCF	28*
2.5-inch hot-swap SSDs - Enterprise Performance 12 Gbps SAS (SS300)			
400GB Enterprise Performance 12G SAS G3HS 2.5" SSD	01GV711	AVL0	28*
800GB Enterprise Performance 12G SAS G3HS 2.5" SSD	01GV716	AVL1	28*
1.6TB Enterprise Performance 12G SAS G3HS 2.5" SSD	01GV721	AVL2	28*
2.5-inch hot-swap SSDs - Enterprise 12 Gbps SAS			
200GB 12G SAS 2.5" MLC G3HS Enterprise SSD	00FN379	AS7C	28
400GB 12G SAS 2.5" MLC G3HS Enterprise SSD	00FN389	AS7E	28
800GB 12G SAS 2.5" MLC G3HS Enterprise SSD	00FN399	AS7G	28
1.6TB 12G SAS 2.5" MLC G3HS Enterprise SSD	00FN409	AS7J	28
2.5-inch hot-swap SSDs - Enterprise Mainstream 12 Gbps SAS			
800GB Enterprise Mainstream 12Gb SAS G3HS 2.5" SSD	00YC465	AT9N	28
2.5-inch hot-swap SSDs - PM1635a Enterprise Mainstream 12 Gbps SAS			
PM1635a 400GB Enterprise Mainstream 12Gb SAS G3HS 2.5" SSD	01GV761	AWEY	28*
PM1635a 800GB Enterprise Mainstream 12Gb SAS G3HS 2.5" SSD	01GV766	AWEZ	28*
PM1635a 1.6TB Enterprise Mainstream 12Gb SAS G3HS 2.5" SSD	01GV771	AWF0	28*
2.5-inch hot-swap SSDs - PM1635a Enterprise Capacity 12 Gbps SAS			
PM1643 3.84TB Enterprise Capacity 12Gb SAS G3HS 2.5" SSD	4XB7A13665	B4A9	28*
2.5-inch hot-swap SSDs - Enterprise Capacity 12 Gbps SAS			
PM1633a 3.84TB Enterprise Capacity 12Gb SAS G3HS 2.5" SSD	01GR786	AVKV	28*
PM1633a 7.68TB Enterprise Capacity 12Gb SAS G3HS 2.5" SSD	01GR771	AUEJ	28*
2.5-inch hot-swap SSDs - Enterprise Performance PCIe 3.0 x4**			
Intel P3700 400GB NVMe 2.5" G3HS Enterprise Performance PCIe SSD	00YA818	AT7V	8
Intel P3700 800GB NVMe 2.5" G3HS Enterprise Performance PCIe SSD	00YA821	AT7W	8
2.5-inch hot-swap SSDs - 5100 Enterprise Mainstream 6 Gbps SATA			
5100 240GB Enterprise Mainstream SATA G3HS 2.5" SSD	01GV843	AXFV	28*
5100 480GB Enterprise Mainstream SATA G3HS 2.5" SSD	01GV848	AXFW	28*
5100 960GB Enterprise Mainstream SATA G3HS 2.5" SSD	01GV853	AXFX	28*
5100 1.92TB Enterprise Mainstream SATA G3HS 2.5" SSD	01GV858	AXFY	28*
5100 3.84TB Enterprise Mainstream SATA G3HS 2.5" SSD	01GV863	AXFZ	28*
2.5-inch hot-swap SSDs - S3610 Enterprise Mainstream 6 Gbps SATA			
Intel S3610 480GB Enterprise Mainstream SATA G3HS 2.5" SSD	00YK212	AU3C	28

Description	Part number	Feature code	Maximum supported
Intel S3610 800GB Enterprise Mainstream SATA G3HS 2.5" SSD	00YK217	AU3D	28
Intel S3610 1.2TB Enterprise Mainstream SATA G3HS 2.5" SSD	00YK222	AU3E	28
2.5-inch hot-swap SSDs - S4600 Enterprise Mainstream 6 Gbps SATA			
Intel S4600 240GB Enterprise Mainstream SATA G3HS 2.5" SSD	4XB7A08499	B10A	28*
Intel S4600 480GB Enterprise Mainstream SATA G3HS 2.5" SSD	7SD7A05713	B10B	28*
Intel S4600 960GB Enterprise Mainstream SATA G3HS 2.5" SSD	7SD7A05712	B10C	28*
Intel S4600 1.92TB Enterprise Mainstream SATA G3HS 2.5" SSD	7SD7A05711	B10D	28*
2.5-inch hot-swap SSDs - P4600 Enterprise Mainstream PCIe 3.0 x4**			
Intel P4600 1.6TB NVMe 2.5" Enterprise Mainstream PCIe SSD	7SD7A05767	B11M	8*
Intel P4600 3.2TB NVMe 2.5" Enterprise Mainstream PCIe SSD	7SD7A05766	B11N	8*
2.5-inch hot-swap SSDs - PX04PMB Enterprise Mainstream PCIe 3.0 x4**			
960GB NVMe 2.5" Enterprise Mainstream PCIe SSD	00YK284	AVP1	8*
1.92TB NVMe 2.5" Enterprise Mainstream PCIe SSD	00YK285	AVP2	8*
2.5-inch hot-swap SSDs - PM963 Enterprise Mainstream PCIe 3.0 x4**			
PM963 1.92TB NVMe 2.5" Enterprise Value PCIe SSD	01GR660	AVPN	8*
PM963 3.84TB NVMe 2.5" Enterprise Value PCIe SSD	01GT715	AVPP	8*
2.5-inch hot-swap SSDs - M500DC Enterprise Mainstream 6 Gbps SATA			
M500DC 480GB Enterprise Mainstream Plus SATA G3HS 2.5" SSD	00YC529	ATDW	28
2.5-inch hot-swap SSDs - 5100 Enterprise Entry 6 Gbps SATA			
5100 480GB Enterprise Entry SATA G3HS 2.5" SSD	01KR496	AXGL	28*
5100 960GB Enterprise Entry SATA G3HS 2.5" SSD	01KR501	AXGM	28*
5100 1.92TB Enterprise Entry SATA G3HS 2.5" SSD	01KR506	AXGN	28*
5100 3.84TB Enterprise Entry SATA G3HS 2.5" SSD	01KR511	AXGP	28*
2.5-inch hot-swap SSDs - Enterprise Entry 6 Gbps SATA			
1.92TB Enterprise Entry SATA G3HS 2.5" SSD	01GR711	AUE7	28
2.5-inch hot-swap SSDs - S3520 Enterprise Entry 6 Gbps SATA			
Intel S3520 240GB Enterprise Entry SATA G3HS 2.5" SSD	01GR726	AUEM	28
Intel S3520 480GB Enterprise Entry SATA G3HS 2.5" SSD	01GR731	AUEP	28
Intel S3520 800GB Enterprise Entry SATA G3HS 2.5" SSD	01KR466	AXGB	28
Intel S3520 960GB Enterprise Entry SATA G3HS 2.5" SSD	01GR736	AUER	28
Intel S3520 1.2TB Enterprise Entry SATA G3HS 2.5" SSD	01GR802	AXGD	28
Intel S3520 1.6TB Enterprise Entry SATA G3HS 2.5" SSD	01GR817	AXGF	28
2.5-inch hot-swap SSDs - S4500 Enterprise Entry 6 Gbps SATA			
Intel S4500 240GB Enterprise Entry SATA G3HS 2.5" SSD	7SD7A05732	B0Z8	28*
Intel S4500 480GB Enterprise Entry SATA G3HS 2.5" SSD	7SD7A05731	B0Z9	28*
Intel S4500 960GB Enterprise Entry SATA G3HS 2.5" SSD	7SD7A05730	B0ZA	28*
Intel S4500 1.92TB Enterprise Entry SATA G3HS 2.5" SSD	4XB7A08493	B0ZB	28*
Intel S4500 3.84TB Enterprise Entry SATA G3HS 2.5" SSD	4XB7A08494	B0ZC	28*
2.5-inch hot-swap SSDs - PM863a Enterprise Entry 6 Gbps SATA			
PM863a 240GB Enterprise Entry SATA G3HS 2.5" SSD	01GR836	AVHP	28
PM863a 480GB Enterprise Entry SATA G3HS 2.5" SSD	01GR841	AVHQ	28
PM863a 960GB Enterprise Entry SATA G3HS 2.5" SSD	01GR846	AVHR	28
2.5-inch hot-swap SSDs - Enterprise Value 6 Gbps SATA			

Description	Part number	Feature code	Maximum supported
480GB SATA 2.5" MLC G3HS Enterprise Value SSD	00AJ405	A579	28
800GB SATA 2.5" MLC G3HS Enterprise Value SSD	00AJ410	A57A	28
2.5-inch hot-swap SSDs - P4500 Enterprise Entry PCIe 3.0 x4**			
Intel P4500 1.0TB NVMe 2.5" Enterprise Entry PCIe SSD	7SD7A05774	B11F	8*
Intel P4500 2.0TB NVMe 2.5" Enterprise Entry PCIe SSD	7SD7A05773	B11G	8*
Intel P4500 4.0TB NVMe 2.5" Enterprise Entry PCIe SSD	4XB7A08539	B1JK	8*
2.5-inch hot-swap SSDs - P3600 Enterprise Value PCIe 3.0 x4**			
Intel P3600 400GB NVMe 2.5" G3HS Enterprise Value PCIe SSD	90Y3227	A5RW	8
Intel P3600 1.6TB NVMe 2.5" G3HS Enterprise Value PCIe SSD	90Y3233	A5RY	8
2.5-inch hot-swap SED SSDs - Enterprise Performance 12 Gbps SAS (SS300)			
400GB Enterprise Performance 12Gbps SAS G3HS 2.5" SSD FIPS	7SD7A05748	AXG5	28*
800GB Enterprise Performance 12Gbps SAS G3HS 2.5" SSD FIPS	7SD7A05747	AXG6	28*
1.6TB Enterprise Performance 12Gbps SAS G3HS 2.5" SSD FIPS	7SD7A05746	AXG7	28*
2.5-inch hot-swap SED SSDs - Enterprise 12 Gbps SAS			
HGST SSC+ 400GB 12Gb SAS FIPS SED 2.5" Enterprise G3HS SSD	01GR600	AUCC	28*
HGST SSC+ 800GB 12Gb SAS FIPS SED 2.5" Enterprise G3HS SSD	01GR605	AUCD	28*
HGST SSC+ 1.6TB 12Gb SAS FIPS SED 2.5" Enterprise G3HS SSD	01GR610	AUCE	28*

* Not supported with the Intel Xeon processor E5-2600 v3 product family.

** NVMe PCIe SSDs support informed hot removal and hot insertion, provided the operating system supports PCIe SSD hot-swap.

Table 16. Drive options for internal storage: 3.5-inch hot-swap drives

Description	Part number	Feature code	Maximum supported
3.5-inch hot-swap HDDs - 12 Gbps SAS			
300GB 10K 12Gbps SAS 3.5" G2HS HDD (2.5" HDD with 3.5" tray)	4XB7A08542	B1JN	14*
300GB 15K 12Gbps SAS 3.5" G2HS HDD (2.5" HDD with 3.5" tray)	00WG675	AT87	14
600GB 15K 12Gbps SAS 3.5" G2HS HDD (2.5" HDD with 3.5" tray)	00WG680	AT88	14
900GB 15K 12Gbps SAS 3.5" G2HS 512e HDD (2.5" HDD with 3.5" tray)	01GV040	AVL9	14*
3.5-inch hot-swap HDDs - 12 Gbps NL SAS			
1TB 7.2K 12Gbps NL SAS 3.5" G2HS HDD	00YL702	ATYM	14
2TB 7.2K 12Gbps NL SAS 3.5" G2HS HDD	00YK000	ATYL	14
2TB 7.2K 12Gbps NL SAS 3.5" G2HS 512e HDD	00FN188	A5VP	14
4TB 7.2K 12Gbps NL SAS 3.5" G2HS HDD	00YK005	ATYN	14
6TB 7.2K 12Gbps NL SAS 3.5" G2HS 512e HDD	00FN228	A5VR	14
8TB 7.2K 12Gbps NL SAS 3.5" G2HS 512e HDD	00WH121	ATRS	14
10TB 7.2K 12Gbps NL SAS 3.5" G2HS 512e HDD	00YK336	AU7R	14
12TB 7.2K 12Gbps NL SAS 3.5" G2HS 512e HDD	01GV055	B119	14*
3.5-inch hot-swap HDDs - 6 Gbps NL SAS			
2TB 7.2K 6Gbps NL SAS 3.5" G2HS HDD	90Y8572	A2U0	14
3.5-inch hot-swap HDDs - 6 Gbps NL SATA			
500GB 7.2K 6Gbps NL SATA 3.5" G2HS HDD	81Y9786	A22Y	14
1TB 7.2K 6Gbps NL SATA 3.5" G2HS HDD	81Y9790	A22P	14
2TB 7.2K 6Gbps NL SATA 3.5" G2HS HDD	81Y9794	A22T	14

Description	Part number	Feature code	Maximum supported
4TB 7.2K 6Gbps NL SATA 3.5" G2HS HDD	49Y6002	A3W9	14
4TB 7.2K 6Gbps NL SATA 3.5" G2HS 512e HDD	00FN143	A5VH	14
6TB 7.2K 6Gbps NL SATA 3.5" G2HS 512e HDD	00FN173	A5VM	14
8TB 7.2K 6Gbps NL SATA 3.5" G2HS 512e HDD	00WH126	ATRT	14
10TB 7.2K 6Gbps NL SATA 3.5" G2HS 512e HDD	00YK341	AU7S	14
12TB 7.2K 6Gbps NL SATA 3.5" G2HS 512e HDD	01GV060	B11A	14*
3.5-inch hot-swap SEDs - 12 Gbps NL SAS			
2TB 7.2K 12Gbps NL SAS 3.5" G2HS 512e FIPS 140-2 SED	01GR676	AUCM	14*
4TB 7.2K 12Gbps NL SAS 3.5" G2HS FIPS 140-2 SED	01GR682	AUCN	14*
6TB 7.2K 12Gbps NL SAS 3.5" G2HS 512e FIPS 140-2 SED	01GR688	AUCP	14*
8TB 7.2K 12Gbps NL SAS 3.5" G2HS 512e FIPS 140-2 SED	01GR694	AUCQ	14*
3.5-inch hot-swap SSDs - Enterprise Performance 12 Gbps SAS (SS300)			
400GB Enterprise Performance 12G SAS HS 3.5" SSD	01GV726	AVL3	14*
800GB Enterprise Performance 12G SAS HS 3.5" SSD	01GV731	AVL4	14*
1.6TB Enterprise Performance 12G SAS HS 3.5" SSD	01GV736	AVL5	14*
3.5-inch hot-swap SSDs - Enterprise 12 Gbps SAS			
1.6TB 12Gb SAS 3.5" MLC HS Enterprise SSD	01GR881	AUBU	14
3.5-inch hot-swap SSDs - Enterprise Capacity 12 Gbps SAS			
PM1633a 3.84TB Enterprise Capacity 12Gb SAS HS 3.5" SSD	01GR791	AVKW	14*
3.5-inch hot-swap SSDs - 5100 Enterprise Mainstream 6 Gbps SATA			
5100 240GB Enterprise Mainstream SATA HS 3.5" SSD	01GV868	AXG0	14*
5100 480GB Enterprise Mainstream SATA HS 3.5" SSD	01GV873	AXG1	14*
5100 960GB Enterprise Mainstream SATA HS 3.5" SSD	01GV878	AXG2	14*
5100 1.92TB Enterprise Mainstream SATA HS 3.5" SSD	01GV883	AXG3	14*
5100 3.84TB Enterprise Mainstream SATA HS 3.5" SSD	01GV090	AXG4	14*
3.5-inch hot-swap SSDs - S3610 Enterprise Mainstream 6 Gbps SATA			
Intel S3610 480GB Enterprise Mainstream SATA HS 3.5" SSD	00YK237	AU3H	14
Intel S3610 800GB Enterprise Mainstream SATA HS 3.5" SSD	00YK242	AU3J	14
Intel S3610 1.2TB Enterprise Mainstream SATA HS 3.5" SSD	00YK247	AU3K	14
3.5-inch hot-swap SSDs (2.5" SSD in 3.5" drive tray) - S4600 Enterprise Mainstream 6 Gbps SATA			
Intel S4600 240GB Enterprise Mainstream SATA HS 3.5" SSD	4XB7A08500	B10E	14*
Intel S4600 480GB Enterprise Mainstream SATA HS 3.5" SSD	7SD7A05710	B10F	14*
Intel S4600 960GB Enterprise Mainstream SATA HS 3.5" SSD	7SD7A05709	B10G	14*
Intel S4600 1.92TB Enterprise Mainstream SATA HS 3.5" SSD	7SD7A05708	B10H	14*
3.5-inch hot-swap SSDs - 5100 Enterprise Entry 6 Gbps SATA			
5100 480GB Enterprise Entry SATA HS 3.5" SSD	01KR516	AXGQ	14*
5100 960GB Enterprise Entry SATA HS 3.5" SSD	01KR521	AXGR	14*
5100 1.92TB Enterprise Entry SATA HS 3.5" SSD	01KR526	AXGS	14*
5100 3.84TB Enterprise Entry SATA HS 3.5" SSD	01KR531	AXGT	14*
3.5-inch hot-swap SSDs - PM863a Enterprise Entry 6 Gbps SATA			
PM863a 240GB Enterprise Entry SATA HS 3.5" SSD	01GR899	AVHS	14
PM863a 480GB Enterprise Entry SATA HS 3.5" SSD	01GR851	AVHT	14
PM863a 960GB Enterprise Entry SATA HS 3.5" SSD	01GR856	AVHU	14

Description	Part number	Feature code	Maximum supported
3.5-inch hot-swap SSDs - S3520 Enterprise Entry 6 Gbps SATA			
Intel S3520 240GB Enterprise Entry SATA HS 3.5" SSD	01GR741	AUF0	14
Intel S3520 480GB Enterprise Entry SATA HS 3.5" SSD	01GR746	AUF1	14
Intel S3520 800GB Enterprise Entry SATA HS 3.5" SSD	01KR471	AXGC	14
Intel S3520 960GB Enterprise Entry SATA HS 3.5" SSD	01GR751	AUF2	14
Intel S3520 1.2TB Enterprise Entry SATA HS 3.5" SSD	01GR807	AXGE	14
Intel S3520 1.6TB Enterprise Entry SATA HS 3.5" SSD	01GR822	AXGG	14
3.5-inch hot-swap SSDs (2.5" SSD in 3.5" drive tray) - S4500 Enterprise Entry 6 Gbps SATA			
Intel S4500 240GB Enterprise Entry SATA HS 3.5" SSD	7SD7A05729	B0ZD	14*
Intel S4500 480GB Enterprise Entry SATA HS 3.5" SSD	7SD7A05728	B0ZE	14*
Intel S4500 960GB Enterprise Entry SATA HS 3.5" SSD	7SD7A05727	B0ZF	14*
Intel S4500 1.92TB Enterprise Entry SATA HS 3.5" SSD	4XB7A08495	B0ZG	14*
Intel S4500 3.84TB Enterprise Entry SATA HS 3.5" SSD	4XB7A08496	B0ZH	14*
3.5-inch hot-swap SSDs - Enterprise Entry 6 Gbps SATA			
1.92TB Enterprise Entry SATA HS 3.5" SSD	01GR721	AUE9	14
3.5-inch hot-swap SSDs - Enterprise Value 6 Gbps SATA			
480GB SATA 3.5" MLC HS Enterprise Value SSD	00AJ445	A57H	14
3.5-inch hot-swap SED SSDs - Enterprise Performance 12 Gbps SAS (SS300)			
400GB Enterprise Performance 12Gb SAS HS 3.5" SSD FIPS	7SD7A05745	AXG8	14*
800GB Enterprise Performance 12Gb SAS HS 3.5" SSD FIPS	7SD7A05744	AXG9	14*
1.6TB Enterprise Performance 12Gb SAS HS 3.5" SSD FIPS	7SD7A05743	AXGA	14*

* Not supported with the Intel Xeon processor E5-2600 v3 product family.

Optical drives

The System x3650 M5 server supports the optical drive options listed in the following table. Storage dense models with 12x 3.5-inch or up to 24x 2.5-inch drive bays on the front do not support internal optical drive; a supported external optical drive can be used instead.

Table 17. Optical drives

Description	Part number	Feature code	Maximum supported
Optical drives			
Ultraslim 9.5mm SATA DVD-ROM	00AM066	A5KG	1
Ultraslim 9.5mm SATA Multi Burner	00AM067	A5KH	1
Optical drive cable (Required)			
System x3650 M5 ODD Cable Kit	00AL956	None*	1

* The ODD Cable Kit part number (00AL956) includes two cables: ODD Cable for 3.5" Model (feature code A5GM) and ODD Cable for 2.5" Model (feature code A5V7).

Ultrastim 9.5mm SATA DVD-ROM (part number 00AM066) supports the following media and speeds for reading:

- CD-ROM/CD-DA (DAE) 24X
- CD-R/RW 24X
- DVD-ROM 8X
- DVD-R 8X
- DVD+R 8X
- DVD-R DL 6X
- DVD+R DL 8X
- DVD-RW 8X
- DVD+RW 8X

Ultrastim 9.5mm SATA Multi Burner (part number 00AM067) supports the same media and speeds for reading as DVD-ROM (part number 00AM066), and it supports the following media and speeds for writing:

- CD-R 24X
- CD-RW 4X, High Speed CD-RW 10X, Ultra Speed CD-RW 24X
- DVD-R 8X
- DVD+R 8X
- DVD-R DL 6X
- DVD+R DL 6X
- DVD-RW 6X
- DVD+RW 8X

I/O expansion

The System x3650 M5 server supports up to nine PCIe slots: one slot on the system planar that is dedicated for an internal storage controller, two regular PCIe slots on the system planar, and up to six PCIe slots with different riser cards installed into two riser sockets on the system planar (one riser socket supports installation of one riser card). The slot form factors are as follows:

- Slot 1: PCIe 3.0 x16 or PCIe 3.0 x8; full-height, full-length (PCIe x16 slot is double-wide)
- Slot 2: PCIe 3.0 x8; full-height, full-length (not present if the slot 1 is PCIe x16)
- Slot 3: PCIe 3.0 x8 or ML2; full-height, half-length
- Slot 4: PCIe 3.0 x8; low profile (vertical slot on system planar)
- Slot 5: PCIe 3.0 x8; low profile (vertical slot on system planar)
- Slot 6: PCIe 3.0 x16 or PCIe 3.0 x8; full-height, full-length (PCIe x16 slot is double-wide)
- Slot 7: PCIe 3.0 x8; full-height, full-length (not present if the slot 6 is PCIe x16)
- Slot 8: PCIe 3.0 x8; full-height, half-length
- Slot 9: PCIe 3.0 x8 (dedicated for an internal RAID controller)

Notes:

- Slots 5, 6, 7, and 8 require the second processor to be installed.
- For customers who need three PCIe 3.0 x16 slots in the System x3650 M5 for their specific workloads, a special base model 8871-AC3 that can be configured with 3x PCIe 3.0 x16 slots (onboard slot 5 + slots 1 and 6 on the riser cards) is available via CTO (x-config only).

The locations of the PCIe slots are shown in the following figure.

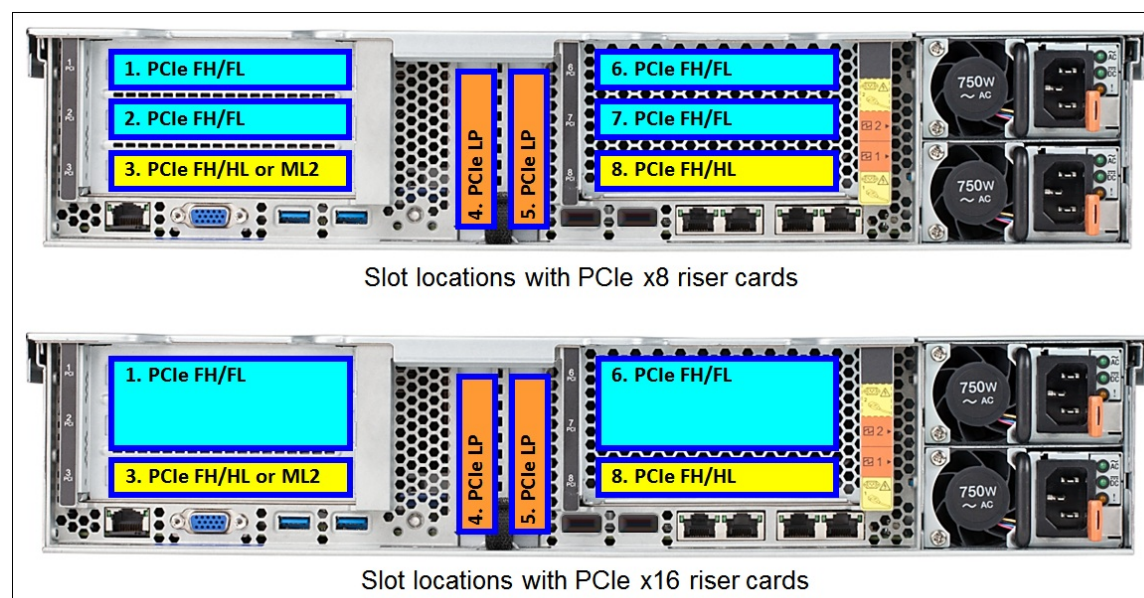


Figure 14. Slot locations

Riser 1 supplies slots 1, 2, and 3, and Riser 2 supplies slots 6, 7, and 8. The slots that are available for use depend on the number of riser cards that are installed and whether the second processor is installed, as shown in the following table.

Notes:

- PCIe x8 riser card part numbers are 00KA519 (Riser Card 1) and 00KA498 (Riser Card 1 or 2).
- PCIe x16 riser card part numbers are 00KA504 (Riser Card 1) and 00KA489 (Riser Card 1 or 2).

Table 18. Slots available for use

Riser Card 1	Riser Card 2	Slots available for use
One processor		
None	None	4, 9
PCIe x8	None	1, 2, 3, 4, 9
PCIe x16	None	1, 3, 4, 9
Two processors		
None	None	4, 5, 9
PCIe x8	None	1, 2, 3, 4, 5, 9
PCIe x8	PCIe x8	1, 2, 3, 4, 5, 6, 7, 8, 9
PCIe x8	PCIe x16	1, 2, 3, 4, 5, 6, 8, 9
PCIe x16	None	1, 3, 4, 5, 9
PCIe x16	PCIe x8	1, 3, 4, 5, 6, 7, 8, 9
PCIe x16	PCIe x16	1, 3, 4, 5, 6, 8, 9

Standard models do not include any riser cards. The following table lists available PCIe riser card options.

Table 19. PCIe riser cards and miscellaneous options

Description	Part number	Feature code	Maximum supported
Riser 1 options (PCIe x8 riser supplies slots 1, 2 and 3; PCIe x16 riser supplies slots 1 and 3)			
System x3650 M5 PCIe Riser 1 (1 x16 FH/FL + 1 x8 ML2 Slots)	00KA504	A5FR	1
System x3650 M5 PCIe Riser 1 (2 x8 FH/FL + 1 x8 ML2 Slots)	00KA519	A5FQ	1
System x3650 M5 PCIe Riser (1 x16 FH/FL + 1 x8 FH/HL Slots)	00KA489	A5FN	1
System x3650 M5 PCIe Riser (2 x8 FH/FL + 1 x8 FH/HL Slots)	00KA498	A5FP	1
Riser 2 options (PCIe x8 riser supplies slots 6, 7 and 8; PCIe x16 riser supplies slots 6 and 8)			
System x3650 M5 PCIe Riser (1 x16 FH/FL + 1 x8 FH/HL Slots)	00KA489	A5R5	1
System x3650 M5 PCIe Riser (2 x8 FH/FL + 1 x8 FH/HL Slots)	00KA498	A5R6	1
Serial port bracket			
COM Port Bracket	00KA161	A5AN	1

Riser option part numbers 00KA489 and 00KA498 can be installed in both riser slots 1 and 2; for CTO or special bid orders these option part numbers have different feature codes depending on the riser slot into which they are installed.

The COM Port Bracket, part number 00KA161, is used for mounting the external serial port on the rear of the System x3650 M5. This option includes the bracket and the cable. The COM Port option is mounted in place of the PCIe slot 5, and the PCIe slot 5 cannot be used.

Network adapters

The System x3650 M5 supports four integrated Gigabit Ethernet ports. Optionally, the server supports ML2 adapters that are installed in the custom ML2 slot provided by the PCIe ML2 riser cards (part numbers 00KA504 and 00KA519). This slot supports adapters with either two 10 Gb ports or four Gigabit Ethernet ports and supports direct connectivity to the IMM2.1 service processor for out-of-band systems management.

The integrated network interface controller (NIC) has the following features:

- A Broadcom BCM5719 chip
- Four Gigabit Ethernet ports
- NIC Teaming (load balancing and failover)
- Ethernet features:
 - Compliant with 1 Gb Ethernet IEEE 802.3, 802.3u, and 802.3ab PHY specifications
 - Integrated PHY for 10/100/1000 Mbps for multispeed, full, and half-duplex auto-negotiation
 - Automatic MDI crossover
 - IEEE 802.3x-compliant flow control support
 - IEEE 1588 protocol and 802.1AS time synchronization implementation
 - IEEE802.3az - Energy Efficient Ethernet (EEE)
- I/O Virtualization features:
 - I/O Virtualization support for VMware NetQueue and Microsoft virtual machine queue (VMQ)
 - Function Level Reset (FLR)
 - IEEE 802.1q Virtual Local Area Network (VLAN) tagging support
- Stateless offload and performance features:
 - TCP, IP, and User Datagram Protocol (UDP) checksum offload
 - TCP segmentation offload (TCO)
 - Large Send Offload (LSO)
 - Receive Side Scaling (RSS) and Transmit Side Scaling (TSS)
 - Message Signal Interrupt (MSI) and Message Signal Interrupt Extension (MSI-X) support
 - Support for jumbo frames up to 9600 bytes

The following table lists additional supported Ethernet network adapters, transceivers, and cables.

Table 20. Ethernet network adapters, transceivers, and cables

Description	Part number	Feature code	Maximum supported#	I/O slots supported
100 Gb Ethernet / EDR InfiniBand - PCIe				
Mellanox ConnectX-4 1x100GbE/EDR IB QSFP28 VPI Adpt.	00KH924	ASWQ	1 / 2*	1, 6†
Mellanox ConnectX-4 2x100GbE/EDR IB QSFP28 VPI Adpt.	00MM960	ATRP	1 / 2*	1, 6†
Intel Omni-Path - PCIe				
Intel OPA 100 Series Single-port PCIe 3.0 x8 HFA	00WE023	AU0A	2 / 2*	1, 2, 4, 5, 6, 7
Intel OPA 100 Series Single-port PCIe 3.0 x16 HFA	00WE027	AU0B	1 / 2*	1, 6†
40 Gb Ethernet / FDR InfiniBand - ML2				
Mellanox ConnectX-3 Pro ML2 2x40GbE/FDR VPI Adapter	00FP650	A5RK	1*	3
40 Gb Ethernet - PCIe				
Mellanox ConnectX-4 Lx 1x40GbE QSFP+ Adapter	00MM950	ATRN	3 / 6*	1, 2, 3, 4, 5, 6, 7, 8‡
40 Gb Ethernet / FDR InfiniBand - PCIe				
Mellanox ConnectX-3 2x40GbE/FDR IB VPI QSFP+ Adapter	00D9550	A3PN	3 / 6*	1, 2, 3, 4, 5, 6, 7, 8‡
25 Gb Ethernet - ML2				
Mellanox ConnectX-4 Lx ML2 1x25GbE SFP28 Adapter	00MN990	ATZR	1*	3
25 Gb Ethernet - PCIe				
Mellanox ConnectX-4 Lx 2x25GbE SFP28 Adapter	01GR250	AUAJ	3 / 6*	1, 2, 3, 4, 5, 6, 7, 8‡

Description	Part number	Feature code	Maximum supported#	I/O slots supported
10 Gb Ethernet - ML2				
Broadcom NetXtreme II ML2 Dual Port 10GbBaseT	00D2026	A40S	1	3
Broadcom NetXtreme II ML2 Dual Port 10GbE SFP+	00D2028	A40T	1*	3
Emulex VFA5.2 ML2 Dual Port 10GbE SFP+ Adapter	00AG560	AT7U	1*	3
Emulex VFA5 ML2 FCoE/iSCSI License (FoD) (Upgrade for 00AG560 - one per adapter)	00D8544	A4NZ	1	-
Emulex VFA5.2 ML2 2x10GbE SFP+ Adapter & FCoE/iSCSI	01CV770	AU7Z	1*	3
Intel X540 ML2 Dual Port 10GbBaseT Adapter	00D1994	A40P	1	3
Intel X710-DA2 ML2 2x10GbE SFP+ Adapter	00JY940	ATRH	1*	3
10 Gb Ethernet - PCIe				
Broadcom NetXtreme 2x10GbE BaseT Adapter	44T1370	A5GZ	4 / 8	1, 2, 3, 4, 5, 6, 7, 8
Broadcom NetXtreme Dual Port 10GbE SFP+ Adapter	94Y5180	A4Z6	3 / 6*	1, 2, 3, 4, 5, 6, 7, 8†
Emulex VFA5 2x10 GbE SFP+ PCIe Adapter	00JY820	A5UT	3 / 6*	1, 2, 3, 4, 5, 6, 7, 8†
Emulex VFA5.2 2x10 GbE SFP+ PCIe Adapter	00AG570	AT7S	3 / 6*	1, 2, 3, 4, 5, 6, 7, 8†
Emulex VFA5 FCoE/iSCSI SW for PCIe Adapter (FoD) (Upgrade for 00JY820 and 00AG570 - one per adapter)	00JY824	A5UV	3 / 6	-
Emulex VFA5.2 2x10 GbE SFP+ Adapter & FCoE/iSCSI SW	00AG580	AT7T	3 / 6*	1, 2, 3, 4, 5, 6, 7, 8†
Intel X520 Dual Port 10GbE SFP+ Adapter	49Y7960	A2EC	4 / 8*	1, 2, 3, 4, 5, 6, 7, 8
Intel X540-T2 Dual Port 10GBBaseT Adapter	49Y7970	A2ED	4 / 8	1, 2, 3, 4, 5, 6, 7, 8
Intel X550-T1 Single Port 10GBBase-T Adapter	00MM850	ATRY	4 / 8§	1, 2, 3, 4, 5, 6, 7, 8
Intel X550-T2 Dual Port 10GBBase-T Adapter	00MM860	ATPX	4 / 8	1, 2, 3, 4, 5, 6, 7, 8
Intel X710-DA2 2x10GbE SFP+ Adapter	01DA900	AU2Y	3 / 6*	1, 2, 3, 4, 5, 6, 7, 8†
Intel X710-DA4 4x10Gb SFP+ Adapter	7XC7A05525	B0YL	3 / 6*	1, 2, 3, 6, 7, 8
Mellanox ConnectX-3 10 GbE Adapter	00D9690	A3PM	3 / 6*	1, 2, 3, 4, 5, 6, 7, 8†
1 Gb Ethernet - ML2				
Intel I350-T4 ML2 Quad Port GbE Adapter	00D1998	A40R	1	3
1 Gb Ethernet - PCIe				
Broadcom NetXtreme 2xGbE BaseT Adapter	42C1780	2995	4 / 8	1, 2, 3, 4, 5, 6, 7, 8
Broadcom NetXtreme I Dual Port GbE Adapter	90Y9370	A2V4	4 / 8	1, 2, 3, 4, 5, 6, 7, 8
Broadcom NetXtreme I Quad Port GbE Adapter	90Y9352	A2V3	4 / 8	1, 2, 3, 4, 5, 6, 7, 8
Intel I350-F1 1xGbE Fiber Adapter	00AG500	A56K	4 / 8	1, 2, 3, 4, 5, 6, 7, 8
Intel I350-T2 2xGbE BaseT Adapter	00AG510	A56L	4 / 8	1, 2, 3, 4, 5, 6, 7, 8
Intel I350-T4 4xGbE BaseT Adapter	00AG520	A56M	4 / 8	1, 2, 3, 4, 5, 6, 7, 8

The maximum quantity shown is with one processor / two processors (this does not apply to ML2 adapters).

† Supported only in the PCIe 3.0 x16 slots supplied by the PCIe x16 riser cards (part numbers 00KA504 and 00KA489).

* The adapter comes without transceivers or cables; for ordering transceivers or cables, see the configuration notes below the table.

‡ Slot 3 is supported only with the PCIe x16 Riser 1 (feature code A5FN). Slot 8 is supported only with the PCIe x16 Riser 2 (feature code A5R5).

§ Not supported with the Intel Xeon processor E5-2600 v3 product family.

Configuration notes:

- ML2 network adapters are supported in the ML2 slot 1 supplied by one of the ML2 Riser Cards (part numbers 00KA504 and 00KA519).
- Unless otherwise specified in the table footnote for the specific adapter, PCIe x4 and x8 Low Profile network adapters are supported in the low profile PCIe x8 slots on the system board and full-high PCIe x8 and x16 slots supplied by the riser cards 1 and 2.
- PCIe x8 full-height network adapters are supported in the full-height PCIe x8 and x16 slots supplied by the riser cards 1 and 2.
- PCIe x16 Low Profile network adapters are supported in the full-height PCIe x16 slots supplied by the riser cards 1 and 2.
- Some adapters require supported transceivers or DAC cables to be purchased for the adapter. The maximum number of transceivers or cables that are supported per adapter equals the quantity of the adapter ports, and all adapter ports must have the same type of the transceiver or cable selected. The following transceiver and cables can be purchased:
 - [UTP cables for 10 GbE and 1 GbE RJ-45 adapters](#)
 - [Transceivers and cables for 10 GbE SFP+ adapters](#)
 - [Transceivers and cables for 25 GbE SFP28 adapters](#)
 - [Transceivers and cables for 40 GbE QSFP+ adapters](#)
 - [Cables for Mellanox FDR InfiniBand QSFP adapters](#)
 - [Transceivers and cables for 100 GbE QSFP28 network adapters](#)
 - [Cables for Mellanox EDR InfiniBand QSFP28 adapters](#)
 - [Cables for Intel Omni-Path QSFP28 adapters](#)

The following table lists UTP cables for the 10 GbE and 1 GbE RJ-45 adapters.

Table 21. UTP cables for 10 GbE and 1 GbE RJ-45 adapters

Description	Part number	Feature code
UTP Category 6 cables (Blue) for 10 GbE and 1 GbE RJ-45 adapters		
10m Cat6 Blue Cable	90Y3721	A1MU
25m Cat6 Blue Cable	90Y3730	A1MX
UTP Category 6 cables (Green) for 10 GbE and 1 GbE RJ-45 adapters		
0.75m Cat6 Green Cable	00WE123	AVFW
1.0m Cat6 Green Cable	00WE127	AVFX
1.25m Cat6 Green Cable	00WE131	AVFY
1.5m Cat6 Green Cable	00WE135	AVFZ
3m Cat6 Green Cable	00WE139	AVG0
10m Cat6 Green Cable	90Y3718	A1MT
25m Cat6 Green Cable	90Y3727	A1MW
UTP Category 6 cables (Yellow) for 10 GbE and 1 GbE RJ-45 adapters		
10m Cat6 Yellow Cable	90Y3715	A1MS
25m Cat6 Yellow Cable	90Y3724	A1MV
UTP Category 5e cables (Blue) for 1 GbE RJ-45 adapters		
0.6m Blue Cat5e Cable	40K5679	3801
0.75m Blue Cat5e Cable	00WE111	AVFT
1.0m Blue Cat5e Cable	00WE115	AVFU
1.25m Blue Cat5e Cable	00WE119	AVFV
1.5m Blue Cat5e Cable	40K8785	3802
3m Blue Cat5e Cable	40K5581	3803

Description	Part number	Feature code
10m Blue Cat5e Cable	40K8927	3804
25m Blue Cat5e Cable	40K8930	3805
UTP Category 5e cables (Green) for 1 GbE RJ-45 adapters		
0.6m Green Cat5e Cable	40K5563	3796
0.75m Green Cat5e Cable	00WE099	AVFQ
1.0m Green Cat5e Cable	00WE103	AVFR
1.25m Green Cat5e Cable	00WE107	AVFS
1.5m Green Cat5e Cable	40K5643	3797
3m Green Cat5e Cable	40K5793	3798
10m Green Cat5e Cable	40K5794	3799
25m Green Cat5e Cable	40K8869	3800
UTP Category 5e cables (Yellow) for 1 GbE RJ-45 adapters		
0.6m Yellow Cat5e Cable	40K8933	3791
1.5m Yellow Cat5e Cable	40K8951	3792
3m Yellow Cat5e Cable	40K8957	3793
10m Yellow Cat5e Cable	40K8801	3794
25m Yellow Cat5e Cable	40K8807	3795

The following table lists transceivers and cables for the 10 GbE SFP+ adapters.

Table 22. Transceivers and cables for 10 GbE SFP+ adapters

Description	Part number	Feature code
10 GbE SFP+ SR transceivers for 10 GbE SFP+ adapters		
Lenovo 10GBASE-SR SFP+ Transceiver	46C3447	5053
Optical cables for 10 GbE SFP+ SR transceivers		
Lenovo 0.5m LC-LC OM3 MMF Cable	00MN499	ASR5
Lenovo 1m LC-LC OM3 MMF Cable	00MN502	ASR6
Lenovo 3m LC-LC OM3 MMF Cable	00MN505	ASR7
Lenovo 5m LC-LC OM3 MMF Cable	00MN508	ASR8
Lenovo 10m LC-LC OM3 MMF Cable	00MN511	ASR9
Lenovo 15m LC-LC OM3 MMF Cable	00MN514	ASRA
Lenovo 25m LC-LC OM3 MMF Cable	00MN517	ASRB
Lenovo 30m LC-LC OM3 MMF Cable	00MN520	ASRC
Passive SFP+ DAC cables for 10 GbE SFP+ adapters		
Lenovo 0.5m Passive SFP+ DAC Cable	00D6288	A3RG
Lenovo 1m Passive SFP+ DAC Cable	90Y9427	A1PH
Lenovo 1.5m Passive SFP+ DAC Cable	00AY764	A51N
Lenovo 2m Passive SFP+ DAC Cable	00AY765	A51P
Lenovo 3m Passive SFP+ DAC Cable	90Y9430	A1PJ
Lenovo 5m Passive SFP+ DAC Cable	90Y9433	A1PK
Lenovo 7m Passive SFP+ DAC Cable	00D6151	A3RH

The following table lists transceivers and cables for the 25 GbE SFP28 adapters.

Table 23. Transceivers and cables for 25 GbE SFP28 adapters

Description	Part number	Feature code
25 GbE SFP28 SR transceivers for 25 GbE SFP+ adapters		
Lenovo 25GBase-SR SFP28 Transceiver	7G17A03537	AV1B
Passive copper cables for 25 GbE SFP28 network adapters		
Lenovo 1m Passive 25G SFP28 DAC Cable	7Z57A03557	AV1W
Lenovo 3m Passive 25G SFP28 DAC Cable	7Z57A03558	AV1X
Lenovo 5m Passive 25G SFP28 DAC Cable	7Z57A03559	AV1Y

The following table lists transceivers and cables for the 40 GbE QSFP+ adapters.

Table 24. Transceivers and cables for 40 GbE QSFP+ adapters

Description	Part number	Feature code
40 GbE QSFP+ transceivers for 40 GbE network adapters		
Lenovo 40GBASE-SR4 QSFP+ Transceiver	49Y7884	A1DR
Optical cables for 40 GbE QSFP+ SR4 transceivers		
Lenovo 10m QSFP+ MPO-MPO OM3 MMF Cable	00VX003	AT2U
Lenovo 30m QSFP+ MPO-MPO OM3 MMF Cable	00VX005	AT2V
Passive copper cables for 40 GbE QSFP+ network adapters		
Lenovo 1m Passive QSFP+ DAC Cable	49Y7890	A1DP
Lenovo 3m Passive QSFP+ DAC Cable	49Y7891	A1DQ

The following table lists cables for the Mellanox FDR InfiniBand QSFP adapters.

Table 25. Cables for Mellanox FDR InfiniBand QSFP adapters

Description	Part number	Feature code
Passive copper cables for Mellanox FDR InfiniBand QSFP adapters		
0.75m Mellanox QSFP Passive DAC Cable	00KF002	ARZB
1m Mellanox QSFP Passive DAC Cable	00KF003	ARZC
1.25m Mellanox QSFP Passive DAC Cable	00KF004	ARZD
1.5m Mellanox QSFP Passive DAC Cable	00KF005	ARZE
3m Mellanox QSFP Passive DAC Cable	00KF006	ARZF
Active optical cables for Mellanox FDR InfiniBand QSFP adapters		
3m Mellanox IB FDR Active Optical Fiber Cable	00KF007	ARYC
5m Mellanox IB FDR Active Optical Fiber Cable	00KF008	ARYD
10m Mellanox IB FDR Active Optical Fiber Cable	00KF009	ARYE
15m Mellanox IB FDR Active Optical Fiber Cable	00KF010	ARYF
20m Mellanox IB FDR Active Optical Fiber Cable	00KF011	ARYG
30m Mellanox IB FDR Active Optical Fiber Cable	00KF012	ARYH

The following table lists transceivers and cables for the 100 GbE QSFP28 network adapters.

Table 26. Transceivers and cables for 100 GbE QSFP28 network adapters

Description	Part number	Feature code
100 GbE QSFP28 transceivers for 100 GbE QSFP28 network adapters		
Lenovo 100GBase-SR4 QSFP28 Transceiver	7G17A03539	AV1D
Optical cables for 100 GbE QSFP28 SR4 transceivers		
Lenovo 5m MPO-MPO OM4 MMF Cable	7Z57A03567	AV25
Lenovo 10m MPO-MPO OM4 MMF Cable	7Z57A03569	AV27
Lenovo 20m MPO-MPO OM4 MMF Cable	7Z57A03571	AV29
Optical breakout cables for 100 GbE QSFP28 SR4 transceivers		
Lenovo 1m MPO-MPO Breakout OM4 MMF Cable	7Z57A03573	AV2B
Lenovo 3m MPO-MPO Breakout OM4 MMF Cable	7Z57A03574	AV2C
Lenovo 5m MPO-MPO Breakout OM4 MMF Cable	7Z57A03575	AV2D
Passive copper cables for 100 GbE QSFP28 network adapters		
Lenovo 1m Passive 100G QSFP28 DAC Cable	7Z57A03561	AV1Z
Lenovo 3m Passive 100G QSFP28 DAC Cable	7Z57A03562	AV20
Lenovo 5m Passive 100G QSFP28 DAC Cable	7Z57A03563	AV21
Passive copper breakout cables for 100 GbE QSFP28 network adapters		
Lenovo 1m 100G QSFP28 to 4x25G SFP28 Breakout DAC Cable	7Z57A03564	AV22
Lenovo 3m 100G QSFP28 to 4x25G SFP28 Breakout DAC Cable	7Z57A03565	AV23
Lenovo 5m 100G QSFP28 to 4x25G SFP28 Breakout DAC Cable	7Z57A03566	AV24
Active optical cables for 100 GbE QSFP28 network adapters		
Lenovo 3m 100G QSFP28 Active Optical Cable	7Z57A03546	AV1L
Lenovo 5m 100G QSFP28 Active Optical Cable	7Z57A03547	AV1M
Lenovo 10m 100G QSFP28 Active Optical Cable	7Z57A03548	AV1N
Lenovo 15m 100G QSFP28 Active Optical Cable	7Z57A03549	AV1P
Lenovo 20m 100G QSFP28 Active Optical Cable	7Z57A03550	AV1Q

The following table lists cables for the Mellanox EDR InfiniBand QSFP28 adapters.

Table 27. Cables for Mellanox EDR InfiniBand QSFP28 adapters

Description	Part number	Feature code
Passive copper cables for Mellanox EDR InfiniBand QSFP28 adapters*		
0.5m Mellanox EDR IB Passive Copper QSFP28 Cable	00MP516	ASQT
0.75m Mellanox EDR IB Passive Copper QSFP28 Cable	00MP520	ASQU
1m Mellanox EDR IB Passive Copper QSFP28 Cable	00MP524	ASQV
1.25m Mellanox EDR IB Passive Copper QSFP28 Cable	00MP528	ASQW
1.5m Mellanox EDR IB Passive Copper QSFP28 Cable	00MP532	ASQX
2m Mellanox EDR IB Passive Copper QSFP28 Cable	00MP536	ASQY
3m Mellanox EDR IB Passive Copper QSFP28 Cable	00MP560	ASRM
Active optical cables for Mellanox EDR InfiniBand QSFP28 adapters*		
3m Mellanox EDR IB Active Optical QSFP28 Cable	00MP563	ASRN
5m Mellanox EDR IB Active Optical QSFP28 Cable	00MP540	ASQZ
10m Mellanox EDR IB Active Optical QSFP28 Cable	00MP544	ASR0

Description	Part number	Feature code
15m Mellanox EDR IB Active Optical QSFP28 Cable	00MP548	ASR1
20m Mellanox EDR IB Active Optical QSFP28 Cable	00MP552	ASR2
30m Mellanox EDR IB Active Optical QSFP28 Cable	00MP556	ASR3
50m Mellanox EDR IB Active Optical QSFP28 Cable	00MP566	ASRP

* The Mellanox ConnectX-4 2x100GbE/EDR IB QSFP28 VPI Adapter (00MM960) supports only a subset of the EDR InfiniBand cables listed in the table: 00MP516, 00MP524, 00MP536, and 00MP544.

The following table lists cables for the Intel Omni-Path QSFP28 adapters.

Table 28. Cables for Intel Omni-Path QSFP28 adapters

Description	Part number	Feature code
Passive copper cables for Intel Omni-Path QSFP28 adapters		
0.5m Intel OPA 100 Series Passive Copper QSFP28 Cable	00WE031	AU0E
0.75m Intel OPA 100 Series Passive Copper QSFP28 Cable	00WE035	AU0F
1m Intel OPA 100 Series Passive Copper QSFP28 Cable	00WE039	AU0G
1.25m Intel OPA 100 Series Passive Copper QSFP28 Cable	00WE043	AU0H
1.5m Intel OPA 100 Series Passive Copper QSFP28 Cable	00WE047	AU0J
2m Intel OPA 100 Series Passive Copper QSFP28 Cable	00WE051	AU0K
3m Intel OPA 100 Series Passive Copper QSFP28 Cable	00WE055	AU0L
Active optical cables for Intel Omni-Path QSFP28 adapters		
5m Intel OPA 100 Series Active Optical QSFP28 Cable	00WE059	AU0M
10m Intel OPA 100 Series Active Optical QSFP28 Cable	00WE063	AU0N
15m Intel OPA 100 Series Active Optical QSFP28 Cable	00WE067	AU0P
20m Intel OPA 100 Series Active Optical QSFP28 Cable	00WE071	AU0Q

For more information, see the list of Product Guides in the following categories:

- Ethernet Adapters
<http://lenovopress.com/servers/options/ethernet?rt=product-guide>
- InfiniBand / OPA Adapters
<http://lenovopress.com/servers/options/infiniband?rt=product-guide>

SAS adapters for external storage

The following table lists SAS RAID controllers and HBAs for external storage attachments that are supported by the System x3650 M5 server.

Table 29. SAS RAID adapters and HBAs for external storage

Description	Part number	Feature code	Maximum supported*	I/O slots supported
12 Gbps SAS RAID adapters				
ServeRAID M5225-2GB SAS/SATA Controller	00AE938	A5ND	2 / 3	1, 2, 3, 6‡
Feature on Demand (FoD) upgrades for the M5225 (one per server)**				
ServeRAID M5200 Series RAID 6 Upgrade	47C8706	A3Z5	1**	-
ServeRAID M5200 Series Performance Accelerator	47C8710	A3Z7	1**	-
ServeRAID M5200 Series SSD Caching Enabler	47C8712	A3Z8	1**	-
12 Gbps SAS HBAs				
N2225 SAS/SATA HBA	00AE912	A5M0	2 / 5	1, 2, 3, 6, 7, 8‡
N2226 SAS/SATA HBA	00AE916	A5M1	2 / 5	1, 2, 3, 6, 7, 8‡

* The maximum quantity shown is with one processor / two processors.

‡ Slot 3 is supported only with the PCIe x16 Riser 1 (feature code A5FN).

** One FoD upgrade for the M5225 activates the feature on all M5200 series controllers (M5210, M5225) installed in the server.

Configuration note: Unless otherwise specified in the table footnote for the specific adapter, SAS RAID controllers and HBAs are supported in low profile PCIe x8 slots on the system board and full-high PCIe x8 and x16 slots supplied by the riser cards 1 and 2.

The following table summarizes features of supported RAID controllers and HBAs.

Table 30. SAS RAID controller and HBA features and specifications summary (PN = Part number)

Feature	M5225-2GB	N2226	N2225
Part number	00AE938	00AE916	00AE912
Form factor	Low profile	Full height	Low profile
Controller chip	LSI SAS3108	LSI SAS3008	LSI SAS3008
Host interface	PCIe 3.0 x8	PCIe 3.0 x8	PCIe 3.0 x8
Port interface	12 Gbps SAS	12 Gbps SAS	12 Gbps SAS
Number of external ports	8	16	8
External port connectors	2x Mini-SAS HD (SFF-8644)	4x Mini-SAS HD (SFF-8644)	2x Mini-SAS HD (SFF-8644)
Drive interface	SAS, SATA	SAS, SATA	SAS, SATA
Drive type	HDD, SED, SSD	HDD, SSD	HDD, SSD
Maximum number of devices	240	1024	1024
RAID levels	0/1/10/5/50; Optional 6/60 (PN 47C8706)	None	None
JBOD mode	No	Yes	Yes
Cache	2 GB (included)	None	None
Cache protection	Flash (included)	None	None
Performance Accelerator (FastPath)	Optional (PN 47C8710)	None	None
SSD Caching (CacheCade Pro 2.0)	Optional (PN 47C8712)	None	None

For more information about the ServeRAID M5225-2GB, see the Lenovo Press Product Guide:
<http://lenovopress.com/tips1258>

For more information about SAS HBAs, see the list of Product Guides in the Host bus adapters category:
<https://lenovopress.com/servers/options/hba>

Fibre Channel host bus adapters

The following table lists Fibre Channel HBAs supported by the System x3650 M5 server.

Note: FC HBAs are supported in low profile PCIe x8 slots on the system board and full-high PCIe x8 and x16 slots supplied by the riser cards 1 and 2.

Table 31. Fibre Channel HBAs

Description	Part number	Feature code	Maximum supported*	I/O slots supported
16 Gb Fibre Channel - PCIe				
Emulex 16Gb Gen6 FC Single-port HBA	01CV830	ATZU	3 / 7	2, 3, 4, 5, 6, 7, 8
Emulex 16Gb FC Single-port HBA	81Y1655	A2W5	3 / 7	2, 3, 4, 5, 6, 7, 8
Emulex 16Gb Gen6 FC Dual-port HBA	01CV840	ATZV	3 / 7	2, 3, 4, 5, 6, 7, 8
Emulex 16Gb FC Dual-port HBA	81Y1662	A2W6	3 / 7	2, 3, 4, 5, 6, 7, 8
QLogic 16Gb Enhanced Gen5 FC Single-port HBA	01CV750	ATZB	4 / 8	1, 2, 3, 4, 5, 6, 7, 8
QLogic 16Gb FC Single-port HBA	00Y3337	A3KW	4 / 8	1, 2, 3, 4, 5, 6, 7, 8
QLogic 16Gb Enhanced Gen5 FC Dual-port HBA	01CV760	ATZC	4 / 8	1, 2, 3, 4, 5, 6, 7, 8
QLogic 16Gb FC Dual-port HBA	00Y3341	A3KX	4 / 8	1, 2, 3, 4, 5, 6, 7, 8
8 Gb Fibre Channel - PCIe				
Emulex 8Gb FC Dual-port HBA	42D0494	3581	4 / 8	1, 2, 3, 4, 5, 6, 7, 8
Emulex 8Gb FC Single-port HBA	42D0485	3580	4 / 8	1, 2, 3, 4, 5, 6, 7, 8
QLogic 8Gb FC Dual-port HBA	42D0510	3579	4 / 8	1, 2, 3, 4, 5, 6, 7, 8
QLogic 8Gb FC Single-port HBA	42D0501	3578	4 / 8	1, 2, 3, 4, 5, 6, 7, 8

* The maximum quantity shown is with one processor / two processors.

For more information, see the list of Product Guides in the Host bus adapters category:
<https://lenovopress.com/servers/options/hba>

GPU adapters

The System x3650 M5 server supports graphics processing units (GPUs) listed in the following table.

Table 32. GPU adapters

Description	Part number	Feature code	Maximum supported**	I/O slots supported
Full-high PCIe x16 adapters (x16-wired)				
NVIDIA Grid K1 (Actively Cooled)	00YL374	AS3G	1 / 2	1, 6
NVIDIA Quadro K6000	None*	A3YV	1 / 2	1, 6
NVIDIA Quadro M5000 GPU, PCIe (active)	00YL378	ATZF	1 / 2	1, 6
NVIDIA Quadro M6000 24GB GPU, PCIe (active)	90Y2495	AU3W	1 / 2	1, 6
NVIDIA Tesla M10 GPU, PCIe (passive)	7C57A02891	AX8L	1 / 2***	1, 6
NVIDIA Tesla M60 GPU, PCIe (active)	00YL377	ASQL	1 / 2	1, 6
NVIDIA Tesla P40 GPU, PCIe (passive)	7C57A02888	AVNZ	1 / 2***	1, 6
NVIDIA Tesla P100 PCIe 16GB (passive)	7X67A00068	AUV5	1 / 2***	1, 6
Full-high PCIe x16 adapters (x8-wired)				
NVIDIA Quadro K420	00YL370	ASPN	2 / 4	1, 2, 6, 7
NVIDIA Quadro K620	00YL371	ASPP	2 / 4	1, 2, 6, 7
NVIDIA Quadro K2200	00YL372	ASQM	2 / 4	1, 2, 6, 7

* These GPU adapters are available only through Special Bid or CTO.

** The maximum quantity shown is with one processor / two processors.

*** Not supported with the Intel Xeon processor E5-2600 v3 product family.

Configuration notes:

- The NVIDIA PCIe x16 adapters (x16-wired) require PCIe x16 riser cards.
- The NVIDIA PCIe x16 adapters (x8-wired) are supported with PCIe x8 or PCIe x16 riser cards, or a combination of PCIe x8 and PCIe x16 riser cards (with PCIe x16 riser cards, slots 2 [Riser 1] and 7 [Riser 2] are not available).
- All GPUs installed in the server must be the same.
- The maximum memory that can be installed is 1 TB.
- Each M6000 GPU requires at least 48 GB of memory.
- The GPU adapters are supported only in the environments with the air temperature of up to 35 °C (95 °F).
- Passively cooled GPU adapters (part numbers 7C57A02891, 7C57A02888, and 7X67A00068) require the dual-rotor fans (included in a dual-rotor fan CTO base or in the optional x3650 M5 Dual Rotor Fan Thermal Kit [part number 00YD003]) and the optional x3650 M5 Passive GPU Thermal Kit (part number 01GV396).
- Further restrictions may apply depending on the power supplies installed (see [Power supplies and cables](#)).

Cooling

The System x3650 M5 server supports up to six system fans that provide dual fan zones cooling with N+1 fan redundancy, and each system fan has one or two rotors depending on the model. System x3650 M5 servers with single-rotor fans can be upgraded to dual-rotor fan systems by replacing the existing single-rotor fans and cage with the dual-rotor fans and cage by using the optional Dual Rotor Fan Thermal Kit (part number 00YD003).

Single rotor fan-based server models of the System x3650 M5 with one processor include four system fans, and server models with two processors include six system fans. Dual-rotor fan server models of the System x3650 M5 include six system fans.

The following table shows additional cooling options.

Table 33. Cooling options

Description	Part number	Feature code	Maximum supported
System x3650 M5 PCIe Thermal Solution Kit	00MU908	ASQD	1
System x3650 M5 Dual Rotor Fan Thermal Kit	00YD003	None	1
System x3650 M5 Passive GPU Thermal Kit	01GV396	None	1

Configuration notes:

- The PCIe thermal solution kit (part number 00MU908) is required if any of the ML2 adapters are present in the configuration. The PCIe thermal kit contains an air baffle.
- The Passive GPU Thermal Kit (part number 01GV396) is required when passively cooled GPU adapters (part numbers 7C57A02891, 7C57A02888, and 7X67A00068) are present in the configuration. The Passive GPU Thermal Kit contains an air duct, two low-profile heatsinks, four GPU power cables, and a full-length card holder.
- The Dual Rotor Fan Thermal Kit (part number 00YD003) is required for single-rotor fan server models of the System x3650 M5 when passively cooled GPU adapters (part numbers 7C57A02891, 7C57A02888, and 7X67A00068) are present in the configuration. The Dual Rotor Fan Thermal Kit contains six dual-rotor fans and a fan cage.

Power supplies and cables

The System x3650 M5 server supports up to two redundant power supplies, and is capable of N+N redundancy depending on the configuration. Standard models come with one power supply. The following table lists the power supply options.

Table 34. Power supplies

Description	Part number	Feature code	Maximum supported
System x 550W High Efficiency Platinum AC Power Supply	00FK930	A5ET	2
System x 750W High Efficiency Platinum AC Power Supply	00FK932	A5EU	2
System x 750W High Efficiency Titanium AC Power Supply (200-240V)	00FK934	A5EV	2
System x 900W High Efficiency Platinum AC Power Supply	00FK936	A5EW	2
System x 900W High Efficiency -48 V DC Power Supply	00MU910	ASQF	2
System x 1300W High Efficiency Titanium AC Power Supply (200-240V)	00MU911	ASQG	2
System x 1500W High Efficiency Platinum AC Power Supply (200-240V)	00MU909	ASQE	2

General power supply rules are as follows:

- Minimum of 1 and maximum of 2 power supplies per system.
- If 2 are installed, power supplies must be identical.

Important: The Standalone Solution Configuration Tool (SSCT) and Lenovo Data Center Advisor and Configurator Tool (DCACT) power supply selection rules allow a subset of possible configurations due to power restrictions. Configurations that cannot be built in SSCT or DCACT due to power restrictions may still be supported. To verify support and ensure that the right power supply is chosen for optimal performance, you should always validate your server configuration using the latest version of the System x Power Configurator: <https://support.lenovo.com/documents/LNVO-PWRCONF>

The System x3650 M5 servers ship standard with or without a power cord (model dependent). The 900 W AC power supply option ships with one 2.8m, 13A/125V-10A/250V, IEC 320-C13 to C14 rack power cable (feature code 6400), and the other hot-swap AC power supply options ship standard with one 2.8m, 10A/100-250V, IEC 320-C13 to C14 rack power cable (feature code 6311).

Table 35. Power cables

Description	Part number	Feature code
Rack power cables		
1.5m, 10A/100-250V, C13 to IEC 320-C14 Rack Power Cable	39Y7937	6201
2.0m, 10A/125-250V, C13 to IEC 320-C14 Rack Power Cable	None*	6316
2.8m, 10A/100-250V, C13 to IEC 320-C14 Rack Power Cable	None*	6311
2.8m, 13A/125V-10A/250V, C13 to IEC 320-C14 Rack Power Cable	None*	6400
2.8m, 10A/100-250V, C13 to IEC 320-C20 Rack Power Cable	39Y7938	6204
4.3m, 10A/100-250V, C13 to IEC 320-C14 Rack Power Cable	39Y7932	6263
Line cords		
Argentina 10A/250V C13 to IEC 320-C14 2.8m line cord	39Y7930	6222
Australia/NZ 10A/250V C13 to AS/NZ 3112 2.8m line cord	39Y7924	6211
Brazil 10A/125V C13 to 2P+Gnd 1.8m line cord	None*	6599
Brazil 10A/250V C13 to 2P+Gnd 1.8m line cord	None*	6364
Brazil 10A/125V C13 to NBR 6147 2.8m line cord	39Y7929	6223
Brazil 10A/250V C13 to NBR 14136 2.8m line cord	69Y1988	6532
China 10A/250V C13 to GB 2099.1 2.8m line cord	39Y7928	6210
Denmark 10A/250V C13 to DK2-5a 2.8m line cord	39Y7918	6213
Europe 10A/230V C13 to CEE7-VII 2.8m line cord	39Y7917	6212
Europe 10A/250V, C13 to IEC 309 2P+Gnd 2.8m line cord	None*	6377
Europe 10A/250V C13 to 2P+Gnd 4.3m line cord	None*	6374
India 10A/250V C13 to IS 6538 2.8m line cord	39Y7927	6269
Israel 10A/250V C13 to SI 32 2.8m line cord	39Y7920	6218
Italy 10A/250V C13 to CEI 23-16 2.8m line cord	39Y7921	6217
Japan 12A/125V C13 to JIS C-8303 2.8m line cord	46M2593	A1RE
Korea 12A/250V C13 to KETI 2.8m line cord	39Y7925	6219
South Africa 10A/250V C13 to SABS 164 2.8m line cord	39Y7922	6214
Switzerland 10A/250V C13 to SEV 1011-S24507 2.8m line cord	39Y7919	6216
Taiwan 10A/125V C13 to CNS 10917-3 1.8m line cord	None*	6526
Taiwan 10A/250V C13 to CNS 10917-3 2.8m line cord	00CG265	6317
Taiwan 15A/125V C13 to CNS 10917-3 2.8m line cord	00CG267	6386
United Kingdom 10A/250V C13 to BS 1363/A 2.8m line cord	39Y7923	6215
United States 10A/125V C13 to NEMA 5-15P 1.8m line cord	None*	6369
United States 10A/120V C13 to NEMA 5-15P 2.8m line cord	90Y3016	6313
United States 10A/125V C13 to NEMA 5-15P 4.3m line cord	39Y7931	6207

Description	Part number	Feature code
United States 10A/250V C13 to NEMA 6-15P 1.8m line cord	None*	6351
United States 10A/250V C13 to NEMA 6-15P 2.8m line cord	46M2592	A1RF

* Available via Configure to Order (CTO).

Configuration note: If the 900 W AC power supplies (00FK936) in the System x3650 M5 server are connected to a low-voltage power source (100 - 125 V), the only supported power cables are those that are rated above 10A; cables that are rated at 10A are not supported.

Integrated virtualization

The System x3650 M5 server supports VMware ESXi installed on a USB memory key or one or two SD cards in the SD Media Adapter. The USB memory key is installed in a USB socket inside the server. The SD Media Adapter is installed in a dedicated slot inside the server.

When only one SD card is installed in the SD Media Adapter, you can create up to 16 volumes, each of which is presented to UEFI as a bootable device. When two SD Media cards are inserted, volumes can be mirrored (RAID 1) across both cards, up to a total of eight mirrored volumes. The RAID functionality is handled internally by the SD Media Adapter.

The following table lists the virtualization option.

Table 36. Virtualization option

Description	Part number	Feature code	Maximum supported
USB memory key			
USB Memory Key for VMware ESXi 5.1 Update 2	00ML233	ASN6	1
USB Memory Key for VMware ESXi 5.5 Update 2	00ML235	ASN7	1
USB Memory Key for VMware ESXi 5.5 Update 3B	00WH150	ATZG	1
USB Memory Key 4G for VMware ESXi 6.0 Update 1A	00WH138	ATRL	1
USB Memory Key for VMware ESXi 6.0 Update 2	00WH151	ATZH	1
USB Memory Key for VMware ESXi 6.5	None**	AVNW	1
Blank USB Memory Key 4G SLC for VMware ESXi Downloads	00WH140	ATRM	1
Blank USB Memory Key for VMware ESXi Downloads	41Y8298	A2G0	1
SD Media Adapter and SD cards			
SD Media Adapter (Option 00ML706 includes 2 blank 32GB SD cards)	00ML706*	A5TJ	1
Blank SD Media for System x	00ML700	AS2V	2
RAID Adapter for SD Media w/ VMware ESXi 5.1 U2 (2 SD Media, RAIDed)	None**	AS4B	1
RAID Adapter for SD Media w/ VMware ESXi 5.5 U2 (2 SD Media, RAIDed)	None**	AS4C	1
RAID Adapter for SD Media w/ VMware ESXi 5.1 U2 (1 SD Media)	None**	ASCG	1
RAID Adapter for SD Media w/ VMware ESXi 5.5 U2 (1 SD Media)	None**	ASCH	1
RAID Adapter for SD Media w/ VMware ESXi 5.5 U3B (1 SD Media)	None**	ATZK	1
RAID Adapter for SD Media w/ VMware ESXi 5.5 U3B (2 SD Media, RAIDed)	None**	ATZJ	1
RAID Adapter for SD Media w/ VMware ESXi 6.0 U1A (1 SD Media)	None**	ATSA	1
RAID Adapter for SD Media w/ VMware ESXi 6.0 U1A (2 SD Media, RAIDed)	None**	ATS9	1
RAID Adapter for SD Media w/ VMware ESXi 6.0 U2 (1 SD Media)	None**	ATZM	1
RAID Adapter for SD Media w/ VMware ESXi 6.0 U2 (2 SD Media, RAIDed)	None**	ATZL	1
Lenovo SD Media RAID Adapter w/ VMware ESXi 6.0 U3 (1 SD)	None**	B17A	1
Lenovo SD Media RAID Adapter w/ VMware ESXi 6.0 U3 (2 SD, Raided)	None**	B179	1

Description	Part number	Feature code	Maximum supported
Adapter for SD Media w/ VMware ESXi 6.5 (1 SD Media)	None**	AVNX	1
Adapter for SD Media w/ VMware ESXi 6.5 (2 SD Media, RAIDed)	None**	AVNY	1
Lenovo SD Media RAID Adapter w/ VMware ESXi 6.5 U1 (1 SD)	None**	B178	1
Lenovo SD Media RAID Adapter w/ VMware ESXi 6.5 U1 (2 SD, Raided)	None**	B177	1

* Option 00ML706 includes two 32GB SD cards; however, for CTO orders, feature code A5TJ does not include SD media and the 32 GB cards and VMware vSphere preload must be selected separately.

** CTO only.

Operating systems

The System x3650 M5 server supports the following operating systems:

- Microsoft Windows Server 2008 R2 SP1
- Microsoft Windows Server 2012
- Microsoft Windows Server 2012 R2
- Microsoft Windows Server 2016
- Microsoft Windows Server 2019
- Microsoft Windows Server, version 1709
- Microsoft Windows Server, version 1803
- Red Hat Enterprise Linux 6.7 x64
- Red Hat Enterprise Linux 6.8 x64
- Red Hat Enterprise Linux 6.10 x64
- Red Hat Enterprise Linux 7.2
- Red Hat Enterprise Linux 7.3
- Red Hat Enterprise Linux 7.4
- Red Hat Enterprise Linux 7.5
- Red Hat Enterprise Linux 7.6
- Red Hat Enterprise Linux 7.7
- Red Hat Enterprise Linux 7.8
- Red Hat Enterprise Linux 7.9
- SUSE Linux Enterprise Server 11 Xen x64 SP4
- SUSE Linux Enterprise Server 11 x64 SP4
- SUSE Linux Enterprise Server 12 SP1
- SUSE Linux Enterprise Server 12 SP2
- SUSE Linux Enterprise Server 12 SP3
- SUSE Linux Enterprise Server 12 SP4
- SUSE Linux Enterprise Server 12 SP5
- SUSE Linux Enterprise Server 12 Xen SP1
- SUSE Linux Enterprise Server 12 Xen SP2
- SUSE Linux Enterprise Server 12 Xen SP3
- SUSE Linux Enterprise Server 12 Xen SP4
- SUSE Linux Enterprise Server 12 Xen SP5
- SUSE Linux Enterprise Server 15
- SUSE Linux Enterprise Server 15 SP1
- SUSE Linux Enterprise Server 15 SP2
- SUSE Linux Enterprise Server 15 SP3
- SUSE Linux Enterprise Server 15 SP4
- SUSE Linux Enterprise Server 15 Xen
- SUSE Linux Enterprise Server 15 Xen SP1
- SUSE Linux Enterprise Server 15 Xen SP2
- SUSE Linux Enterprise Server 15 Xen SP3
- SUSE Linux Enterprise Server 15 Xen SP4
- VMware ESXi 5.5 U3
- VMware ESXi 6.0 U1
- VMware ESXi 6.0 U2
- VMware ESXi 6.0 U3

- VMware ESXi 6.5
- VMware ESXi 6.5 U1
- VMware ESXi 6.5 U2
- VMware ESXi 6.5 U3
- VMware ESXi 6.7
- VMware ESXi 6.7 U1
- VMware ESXi 6.7 U2
- VMware ESXi 6.7 U3

Systems management

The System x3650 M5 supports the following systems management tools:

- Integrated Management Module 2.1
- Light path diagnostics
- Lenovo ToolsCenter
- Lenovo XClarity Administrator
- Lenovo XClarity Energy Manager

Integrated Management Module 2.1

The System x3650 M5 server contains Integrated Management Module II (IMM2.1), which provides advanced service-processor control, monitoring, and an alerting function. If an environmental condition exceeds a threshold or if a system component fails, the IMM2.1 lights LEDs to help you diagnose the problem, records the error in the event log, and alerts you to the problem. Optionally, the IMM2.1 also provides a virtual presence capability for remote server management capabilities.

The IMM2.1 provides remote server management through industry-standard interfaces:

- Intelligent Platform Management Interface (IPMI) Version 2.0
- Simple Network Management Protocol (SNMP) Version 3
- Common Information Model (CIM)
- Web browser

The optional Integrated Management Module Advanced Upgrade is required to enable the remote presence and blue-screen capture features. The remote presence feature provides the following functions:

- Remotely viewing video with graphics resolutions up to 1600x1200 at 75 Hz with up to 23 bits per pixel
- Remotely accessing the server using the keyboard and mouse from a remote client
- Mapping the CD or DVD drive, diskette drive, and USB flash drive on a remote client, and mapping ISO and diskette image files as virtual drives that are available for use by the server
- Uploading a diskette image to the IMM memory and mapping it to the server as a virtual drive

The blue-screen capture feature captures the video display contents before the IMM2.1 restarts the server when the IMM2.1 detects an operating system hang condition. A system administrator can use the blue-screen capture to assist in determining the cause of the hang condition.

The following table lists the remote management option.

Table 37. Remote management option

Description	Part number	Feature code	Maximum supported
Integrated Management Module Advanced Upgrade	90Y3901	A1ML	1

Light path diagnostics

All System x3650 M5 server models include basic light path diagnostics, which provides the system LEDs on the front of the server (see Components and connectors) and the LEDs near the monitored components (for example, the DIMM error LED on the system board).

Server models with 8x 3.5-inch or 8x or 16x 2.5-inch front drive bays support a next-gen light path diagnostics LCD display panel (standard on 8x 3.5-inch models; available as an option for 8x or 16x 2.5-inch models). With LCD display, you have quick access to system status, firmware, network, and health information.

Storage dense server models (models with USB ports and system LEDs that are located on the right EIA bracket) with 8x or 16x 2.5-inch front drive bays that are upgradeable to 24x 2.5-inch front drive bays and models with 12x 3.5-inch front drive bays do not support an LCD display panel.

The following table shows the LCD display panel ordering information.

Table 38. Light path diagnostics options

Description	Part number	Feature code	Maximum supported
x3650 M5 Front IO Cage Adv. (3x USB, LCD, Optional Optical Drive)	00YD002*	None*	1

* The Front IO Cage Advanced part number (00YD002) includes the Front IO Cage Standard (feature code ATE6), System x3650 M5 2.5" Bezel with LCD Light Path (feature code ATE8), and LCD display (feature code A4VH). If configured via CTO, the LCD display (feature code A4VH) is derived when the Front IO Cage Standard (feature code ATE6) and System x3650 M5 2.5" Bezel with LCD Light Path (feature code ATE8) are selected.

Lenovo ToolsCenter

Lenovo offers the following ToolsCenter software tools that can help you set up, use, and maintain the server at no additional cost:

- **Lenovo ToolsCenter Suite**
The ToolsCenter Suite tool is a consolidation of server management tools that helps simplify the management of System x servers. It provides functions to collect full system health information (including health status), configure system setting, update system firmware and drivers, and FoD mass activation key management for multiple endpoints.
- **Lenovo ServerGuide**
The ServerGuide tool simplifies the process of configuring RAID and installing supported Microsoft Windows Server operating systems and device drivers on a System x server.
- **Lenovo UpdateXpress System Packs**
The UpdateXpress System Packs (UXSPs) are integration-tested bundles that enable you to maintain your server firmware and device drivers up-to-date and help you avoid unnecessary server outages.
- **Lenovo Dynamic System Analysis**
The Dynamic System Analysis (DSA) pre-boot or standalone diagnostics software speeds up troubleshooting tasks to reduce service time.

For more information and downloads, visit the ToolsCenter web page:

<http://support.lenovo.com/us/en/documents/LNVO-center>

Lenovo XClarity Administrator

Lenovo XClarity is a centralized systems management solution that helps administrators deliver infrastructure faster. This solution integrates easily with Lenovo x86 rack servers, Flex System, and RackSwitch switches, providing automated agent-less discovery, monitoring, firmware updates, configuration management, and bare metal deployment of operating systems and hypervisors across multiple systems.

Lenovo XClarity Administrator is an optional software component for the System x3650 M5 which can be downloaded and used at no charge to discover and monitor the x3650 M5 and manage firmware upgrades for them.

If software support is required for Lenovo XClarity Administrator, or Lenovo XClarity Administrator premium features (such as configuration management and operating system deployment) are required, or both, Lenovo XClarity Pro software subscription should be ordered. Lenovo XClarity Pro is licensed on a per managed system basis, that is, each managed Lenovo system requires a license.

The following table lists the geo-specific Lenovo XClarity software license options.

Table 39. Lenovo XClarity software options

Description	Part number (NA, AP, Japan)*	Part number (EMEA, LA)**	Quantity
Lenovo XClarity Pro, per Mngd Server w/1 Yr SW S&S	00MT201	00MT207	1
Lenovo XClarity Pro, per Mngd Server w/3 Yr SW S&S	00MT202	00MT208	1
Lenovo XClarity Pro, per Mngd Server w/5 Yr SW S&S	00MT203	00MT209	1

* NA = North America; AP = Asia Pacific

** EMEA = Europe, Middle East, Africa; LA = Latin America

Lenovo XClarity Administrator offers the following standard features that are available at no charge:

- Auto-discovery and monitoring of Lenovo x86 servers, RackSwitch switches, and Flex System chassis
- Firmware updates and compliance enforcement
- External alerts and notifications via SNMP traps, syslog remote logging, and e-mail
- Secure connections to managed endpoints
- NIST 800-131A or FIPS 140-2 compliant cryptographic standards between the management solution and managed endpoints
- Integration into existing higher level management systems such as cloud automation and orchestration tools through REST APIs, providing extensive external visibility and control over hardware resources
- An intuitive, easy-to-use GUI
- Scripting with Windows PowerShell, providing command-line visibility and control over hardware resources

Lenovo XClarity Administrator offers the following premium features that require an optional Pro license:

- Pattern-based configuration management that allows to define configurations once and apply repeatedly without errors when deploying new servers or redeploying existing servers without disrupting the fabric
- Bare-metal deployment of operating systems and hypervisors to streamline infrastructure provisioning

In addition, Lenovo XClarity Administrator offers two software plug-in modules (Lenovo XClarity Integrators) at no charge (if software support is required, a Lenovo XClarity Pro software subscription license should be ordered):

- Lenovo XClarity Integrator for Microsoft System Center
- Lenovo XClarity Integrator for VMware vCenter

Lenovo XClarity Integrators allow administrators to manage physical infrastructure from leading external virtualization management software tools from Microsoft and VMware. Lenovo XClarity Integrators offer the following additional features:

- Ability to discover, manage, and monitor Lenovo server hardware from VMware vCenter or Microsoft System Center
- Deployment of firmware updates and configuration patterns to System x M5, M6, and X6 rack servers and Flex System from the virtualization management tool
- Non-disruptive server maintenance in clustered environments that reduces workload downtime by dynamically migrating workloads from affected hosts during rolling server updates or reboots
- Greater service level uptime and assurance in clustered environments during unplanned hardware events by dynamically triggering workload migration from impacted hosts when impending hardware failures are predicted

For more information, refer to the Lenovo XClarity Administrator Product Guide:

<http://lenovopress.com/tips1200>

Lenovo XClarity Energy Manager

Lenovo XClarity Energy Manager provides a stand-alone, web-based agent-less power management console that provides real time data and enables you to observe, plan and manage power and cooling for Lenovo System x and ThinkServer x86 servers. Using built-in intelligence, it identifies server power consumption trends and ideal power settings and performs cooling analysis so that you can define and optimize power-saving policies.

Lenovo XClarity Energy Manager offers the following capabilities:

- Reports vital server information, such as power, temperature and resource utilization
- Monitors inlet temperature to locate hot spots, reducing the risk of data or device damage
- Provides finely-grained controls to limit platform power in compliance with IT policy
- Generates alerts when a user-defined threshold is reached

Lenovo XClarity Energy Manager is an optional software component for the System x3650 M5 that is licensed on a per managed node basis, that is, each managed server requires a license.

The following table lists the geo-specific Lenovo XClarity Energy Manager software license options.

Table 40. Lenovo XClarity Energy Manager software options

Description	Part number (NA, AP, Japan)*	Part number (EMEA, LA)**	Quantity
Lenovo XClarity Energy Manager, 1 Node w/ 1 Yr S&S	01DA225	01DA228	1
Lenovo XClarity Energy Manager, 5 Nodes w/ 1 Yr S&S	01DA226	01DA229	1
Lenovo XClarity Energy Manager, 50 Nodes w/ 1 Yr S&S	01DA227	01DA230	1

* NA = North America; AP = Asia Pacific

** EMEA = Europe, Middle East, Africa; LA = Latin America

Security

The System x3650 M5 server offers the following security features:

- Power-on password
- Administrator's password
- Onboard Trusted Platform Module (TPM) version 1.2 or 2.0 (configurable UEFI system setting)
- Lockable front bezel (optional)
- Security Key Lifecycle Manager (SKLM) encryption key management for SEDs - FoD upgrade (optional)

The following table lists the security options that are available for the System x3650 M5 server.

Table 41. Security options

Description	Part number	Feature code	Maximum supported
Lockable front bezel			
System x3650 M5 Lockable Bezel	00FK660	A5G0	1
Security Key Lifecycle Manager - FoD (United States, Canada, Asia Pacific, and Japan)			
SKLM for System x/ThinkSystem w/SEDs - FoD per Install w/1Yr S&S	00D9998	A5U1	1
SKLM for System x/ThinkSystem w/SEDs - FoD per Install w/3Yr S&S	00D9999	AS6C	1
Security Key Lifecycle Manager - FoD (Latin America, Europe, Middle East, and Africa)			
SKLM for System x/ThinkSystem w/SEDs - FoD per Install w/1Yr S&S	00FP648	A5U1	1
SKLM for System x/ThinkSystem w/SEDs - FoD per Install w/3Yr S&S	00FP649	AS6C	1

Rack installation

The following table lists the rack installation options that are available for the System x3650 M5 server.

Table 42. Rack installation options

Description	Part number	Feature code	Maximum supported
4-post rail kits			
System x Enterprise Slides Kit	00FK656	A5FV	1
System x Gen-II Universal Slides Kit	00KA500	A5FW	1
System x M5 Custom Rail Kit	00MW239	ATLQ	1
Tool-less Short Slide Rail Kit	4M17A07279	B2S1	1
Cable management arm (CMA)			
System x Enterprise 2U Cable Management Arm (CMA)	00FK622	A5FX	1*
Front VGA port			
System x3650 M5 EIA L - VGA	00YD071	ATE9	1

* The System x CMA requires the Enterprise Slides Kit (00FK656) or Universal Slides Kit (00KA500). The Custom Rail Kit (00MW239) is not supported with the CMA.

Note: The System x Enterprise Slides Kit, part number 00FK656, is included with the standard models that are listed in Table 2 and TopSeller models that are listed in Table 3.

The following table summarizes the rail kit features and specifications.

Table 43. Rail kit features and specifications summary

Feature	System x Enterprise Slides Kit	System x M5 Custom Rail Kit	Tool-less Short Slide Rail Kit	System x Gen-II Universal Slides Kit
Part number	00FK656	00MW239	4M17A07279	00KA500
Rail type	Full-out slide (ball bearing)	Half-out slide (friction)	Full-out slide (ball bearing)	Full-out slide (ball bearing)
Tool-less installation	Yes	Yes	Yes	No
CMA support	Yes	No	No	Yes
In-rack server maintenance	Yes	No	Yes	Yes
1U PDU support	Yes	Yes	Yes	Yes
0U PDU support	Limited*	Limited**	Limited**	Limited*
Rack type	IBM and Lenovo 4-post, IEC standard-compliant			Any 4-post, IEC standard-compliant
Mounting holes	Square or round	Square or round	Square or round	Square, round, or threaded
Mounting flange thickness	2 mm (0.08 in.) – 3.3 mm (0.13 in.)	2 mm (0.08 in.) – 4 mm (0.16 in.)	2 mm (0.08 in.) – 3.3 mm (0.13 in.)	2 mm (0.08 in.) – 4.65 mm (0.18 in.)
Distance between front and rear mounting flanges	617 mm (24.29 in.) – 812 mm (31.97 in.)	595 mm (23.43 in.) – 746 mm (29.37 in.)	609.6 mm (24 in.) – 863.6 mm (34 in.)	617 mm (24.29 in.) – 812 mm (31.97 in.)
Rail length***	833.5 mm (32.81 in.)	755 mm (29.72 in.)	730 mm (28.74 in.)	836.8 mm (32.94 in.)

* The rack must be at least 1100 mm (43.31 in.) deep if no CMA is used, or at least 1200 mm (47.24 in.) deep if a CMA is used.

** The rack must be at least 1000 mm (39.37 in.) deep.

*** Measured when mounted on the rack, from the front surface of the front mounting flange to the rear most point of the rail.

Physical specifications

The System x3650 M5 server has the following dimensions and weight (approximate):

- Height: 87 mm (3.4 in.)
- Width: 434 mm (17.1 in.)
- Depth: 755 mm (29.7 in.)
- Weight:
 - Minimum configuration: 19 kg (41.8 lb)
 - Maximum configuration: 34 kg (74.8 lb)

Operating environment

The System x3650 M5 server is supported in the following environment:

- Air temperature:
 - Server on: 5 °C to 40 °C (41 °F to 104 °F); altitude: 0 to 950 m (3,117 ft); decrease the maximum system temperature by 1 °C for every 175-m increase in altitude above 950 m.
 - Server off: 5 °C to 45 °C (41 °F to 113 °F)
 - Maximum altitude: 3,050 m (10,000 ft), 5 °C to 28 °C (41 °F to 82 °F)
 - Shipment: -40 °C to +60 °C (-40 °F to 140 °F) at up to 10,700 m (35,105 ft)
- Humidity:
 - Server on: 8% to 85% (non-condensing), max dew point 24 °C, max rate of change 5 °C/hr
 - Server off: 8% to 85% (non-condensing), max dew point 27 °C

- Design to ASHRAE Class A3, ambient of 36 °C to 40 °C (96.8 °F to 104 °F), with relaxed support:
 - Supports cloud-like workload with no performance degradation acceptable (Turbo-Off).
 - Under no circumstance can any combination of worst-case workload and configuration result in system shutdown or design exposure at 40 °C.
 - The worst-case workload (like Linpack, Turbo-On) might have performance degradation.
- Electrical:
 - Models with 1500 W Platinum power supplies:
 - 200 - 240 (nominal) V ac; 50 Hz or 60 Hz; 8.35 A
 - Input kilovolt-amperes (kVA) (approximately):
 - Minimum configuration: 0.15 kVA
 - Maximum configuration: 1.967 kVA
 - Models with 1300 W Titanium power supplies:
 - 200 - 240 (nominal) V ac; 50 Hz or 60 Hz; 7.137 A
 - Input kilovolt-amperes (kVA) (approximately):
 - Minimum configuration: 0.15 kVA
 - Maximum configuration: 1.700 kVA
 - Models with 900 W AC power supplies:
 - 100 to 127 (nominal) V ac; 50 Hz or 60 Hz; 10.3 A
 - 200 to 240 (nominal) V ac; 50 Hz or 60 Hz; 5.0 A
 - Input kilovolt-amperes (kVA) (approximately):
 - Minimum configuration: 0.15 kVA
 - Maximum configuration: 1.194 kVA
 - Models with 750 W Platinum AC power supplies:
 - 100 to 127 (nominal) V ac; 50 Hz or 60 Hz; 8.6 A
 - 200 to 240 (nominal) V ac; 50 Hz or 60 Hz; 4.2 A
 - Input kilovolt-amperes (kVA) (approximately):
 - Minimum configuration: 0.15 kVA
 - Maximum configuration: 1.015 kVA
 - Models with 750 W Titanium AC power supplies:
 - 200 to 240 (nominal) V ac; 50 Hz or 60 Hz; 4.2 A
 - Input kilovolt-amperes (kVA) (approximately):
 - Minimum configuration: 0.15 kVA
 - Maximum configuration: 0.965 kVA
 - Models with 550 W AC power supplies:
 - 100 to 127 (nominal) V ac; 50 Hz or 60 Hz; 6.5 A
 - 200 to 240 (nominal) V ac; 50 Hz or 60 Hz; 3.3 A
 - Input kilovolt-amperes (kVA) (approximately):
 - Minimum configuration: 0.16 kVA
 - Maximum configuration: 0.732 kVA
 - Models with -48Vdc 900 W power supplies:
 - -48 - -60 (nominal) V dc; 25.8 A
 - Input kilovolt-amperes (kVA) (approximately):
 - Minimum configuration: 0.15 kVA
 - Maximum configuration: 1.237 kVA
- BTU output:
 - Minimum configuration: 525 Btu/hr (154 watts)
 - Maximum configuration: 6667 Btu/hr (1954 watts)
- Acoustics:
 - 6.6 bels (operating)
 - 6.4 bels (idle)
- Vibration:
 - Operating: 0.21 G rms at 5 Hz to 500 Hz for 15 minutes across 3 axes
 - Non-operating: 1.04 G rms at 2 Hz to 200 Hz for 15 minutes across 6 surfaces

- Shock:
 - Operating: 15 G for 3 milliseconds in each direction (positive and negative X, Y, and Z axes)
 - Non-operating:
 - 12 kg - 22 kg: 50 G for 152 in./sec velocity change across 6 surfaces
 - 23 kg - 31 kg: 35 G for 152 in./sec velocity change across 6 surfaces

Warranty services and upgrades

The System x3650 M5 has a three-year customer-replaceable unit (CRU) and onsite (for field-replaceable units [FRUs] only) limited warranty with standard call center support during normal business hours and 9x5 Next Business Day Parts Delivered.

Some countries might have different warranty terms and conditions than the standard warranty. This is due to local business practices or laws in the specific country. Local service teams can assist in explaining country-specific terms when needed. Examples of country-specific warranty terms are second or longer business day parts delivery or parts-only base warranty.

If warranty terms and conditions include onsite labor for repair or replacement of parts, Lenovo will dispatch a service technician to the customer site to perform the replacement. Onsite labor under base warranty is limited to labor for replacement of parts that have been determined to be field-replaceable units (FRUs). Parts that are determined to be customer-replaceable units (CRUs) do not include onsite labor under base warranty.

If warranty terms include parts-only base warranty, Lenovo is responsible for delivering only replacement parts that are under base warranty (including FRUs) that will be sent to a requested location for self-service. Parts-only service does not include a service technician being dispatched onsite. Parts must be changed at customer's own cost and labor and defective parts must be returned following the instructions supplied with the spares parts.

Also available are Lenovo Services warranty maintenance upgrades and post-warranty maintenance agreements, with a well-defined scope of services, including service hours, response time, term of service, and service agreement terms and conditions.

Lenovo warranty service upgrade offerings are country-specific. Not all warranty service upgrades are available in every country. For information about Lenovo warranty service upgrade offerings that are available in your country or area, refer to the following resources:

- Service part numbers in Data Center Solution Configurator (DCSC):
<http://dcsc.lenovo.com/#/services>
- Lenovo Services Availability Locator
<https://lenovolocator.com/>

In general, the following Lenovo warranty service upgrades are available:

- Warranty and maintenance service upgrades:
 - 3, 4, or 5 years of warranty service coverage
 - 1-year or 2-year post-warranty extensions
 - Foundation Service: 9x5 service coverage with next business day onsite response
 - Essential Service: 24x7 service coverage with 4-hour onsite response or 24-hour committed repair (available only in select countries)
 - Advanced Service: 24x7 service coverage with 2-hour onsite response or 6-hour committed repair (available only in select countries)
- Premier Support
Premier Support service offers direct access to Lenovo's most advanced technicians for faster troubleshooting with single point of contact for end-to-end problem resolution and collaborative third-party software support.

- **YourDrive YourData**
Lenovo's YourDrive YourData service is a multi-drive retention offering that ensures your data is always under your control, regardless of the number of drives that are installed in your Lenovo server. In the unlikely event of a drive failure, you retain possession of your drive while Lenovo replaces the failed drive part. Your data stays safely on your premises, in your hands. The YourDrive YourData service can be purchased in convenient bundles with Foundation, Essential, or Advanced Service upgrades and extensions.
- **Enterprise Server Software Support**
Lenovo Enterprise Server Software Support can help you troubleshoot your entire server software stack. Choose support for server operating systems from Microsoft, Red Hat, SUSE, and VMware; Microsoft server applications; or both operating systems and applications. Support staff can help answer troubleshooting and diagnostic questions, address product compatibility and interoperability issues, isolate causes of problems, report defects to software vendors, and more.
- **Basic Hardware Installation Services**
Lenovo experts can seamlessly manage the physical installation of your server, storage, or networking hardware. Working at a time convenient for you (business hours or off shift), the technician will unpack and inspect the systems on your site, install options, mount in a rack cabinet, connect to power and network, check and update firmware to the latest levels, verify operation, and dispose of the packaging, allowing your team to focus on other priorities.

For service definitions, country-specific details, and service limitations, please refer to the following documents:

- **Lenovo Statement of Limited Warranty for Infrastructure Solutions Group (ISG) Servers and System Storage**
<http://pcsupport.lenovo.com/us/en/solutions/ht503310>
- **Lenovo Data Center Services Agreement**
<http://support.lenovo.com/us/en/solutions/ht116628>

Regulatory compliance

The server conforms to the following regulations:

- FCC - Verified to comply with Part 15 of the FCC Rules, Class A
- Canada ICES-003, issue 5, Class A
- UL/IEC 60950-1
- CSA C22.2 No. 60950-1
- NOM-019
- Argentina IEC60950-1
- Japan VCCI, Class A
- Australia/New Zealand AS/NZS CISPR 22, Class A; AS/NZS 60950.1
- China CCC GB4943.1, GB9254 Class A, GB17625.1
- India IS 13252 (Part 1)
- Taiwan BSMI CNS13438, Class A; CNS14336-1
- Korea KN22, Class A; KN24
- Russia, Belorussia and Kazakhstan, TR CU 020/2011 (for EMC) and TR CU 004/2011 (for safety)
- IEC 60950-1 (CB Certificate and CB Test Report)
- CE Mark (EN55022 Class A, EN60950-1, EN55024, EN61000-3-2, EN61000-3-3)
- CISPR 22, Class A
- TUV-GS (EN60950-1 /IEC60950-1,EK1-ITB2000)
- RoHS Directive
- Energy Star 2.1

External drive enclosures

The following tables list the SAS external drive enclosures that are offered by Lenovo that can be used with the System x3650 M5 for storage expansion.

Note: Information provided in this section is for ordering reference purposes only. For the operating system support details, refer to the interoperability matrix for a particular storage enclosure that can be found on the Lenovo Data Center Support web site:

<http://datacentersupport.lenovo.com>

Table 44. 6 Gbps external drive enclosures

Description	Part number
Lenovo Storage E1012 LFF Disk Expansion Single SAS IO Module, Rail Kit, 9x5 NBD	64111B1
Lenovo Storage E1012 LFF Disk Expansion Dual SAS IO Module, Rail Kit, 9x5 NBD	64111B2
Lenovo Storage E1024 SFF Disk Expansion Single SAS IO Module, Rail Kit, 9x5 NBD	64111B3
Lenovo Storage E1024 SFF Disk Expansion Dual SAS IO Module, Rail Kit, 9x5 NBD	64111B4

Table 45. External drive enclosures

Description	Part number		
	Worldwide	Japan	PRC
Lenovo Storage D1212 LFF Disk Expansion with Dual SAS IO Modules	4587A11	4587A1J	4587A1C
Lenovo Storage D1224 SFF Disk Expansion with Dual SAS IO Modules	4587A31	4587A3J	4587A3C
Lenovo Storage D3284 4TB x 84 HD Expansion Enclosure	641311F		
Lenovo Storage D3284 6TB x 84 HD Expansion Enclosure	641312F		
Lenovo Storage D3284 8TB x 84 HD Expansion Enclosure	641313F		
Lenovo Storage D3284 10TB x 84 HD Expansion Enclosure	641314F		

For details about supported drives, adapters, and cables, see the following Lenovo Press Product Guides:

- Lenovo Storage E1012 and E1024
<http://lenovopress.com/lp0043>
- Lenovo Storage D1212 and D1224:
<http://lenovopress.com/lp0512>
- Lenovo Storage D3284:
<http://lenovopress.com/lp0513>

External storage systems

The following table lists the external storage systems that are currently offered by Lenovo that can be used with the System x3650 M5 in IT solutions.

Note: Information provided in this section is for ordering reference purposes only. End-to-end storage configuration support *must* be verified through the interoperability matrix for a particular storage system that can be found on the Lenovo Data Center Support web site:

<http://datacentersupport.lenovo.com>

Table 46. External storage systems: DE Series

Description	Part number	
	Worldwide	Japan
Lenovo ThinkSystem DE Series Storage (SAS connectivity)		
Lenovo ThinkSystem DE2000H SAS Hybrid Flash Array LFF	7Y70A000WW	7Y701003JP
Lenovo ThinkSystem DE2000H SAS Hybrid Flash Array SFF	7Y71A000WW	7Y711003JP
Lenovo ThinkSystem DE4000H SAS Hybrid Flash Array 4U60	7Y77A002WW	7Y771000JP
Lenovo ThinkSystem DE4000H SAS Hybrid Flash Array LFF	7Y74A000WW	7Y74A000JP
Lenovo ThinkSystem DE4000H SAS Hybrid Flash Array SFF	7Y75A000WW	7Y75A000JP
Lenovo ThinkSystem DE4000F SAS All Flash Array SFF	7Y76A000WW	7Y76A000JP
Lenovo ThinkSystem DE6000H SAS Hybrid Flash Array 4U60	7Y80A000WW	7Y801002JP
Lenovo ThinkSystem DE6000H SAS Hybrid Flash Array SFF	7Y78A000WW	7Y781002JP
Lenovo ThinkSystem DE6000F SAS All Flash Array SFF	7Y79A000WW	7Y79A000JP
Lenovo ThinkSystem DE Series Storage (iSCSI connectivity)		
Lenovo ThinkSystem DE2000H 10GBASE-T Hybrid Flash Array LFF	7Y70A003WW	7Y701001JP
Lenovo ThinkSystem DE2000H 10GBASE-T Hybrid Flash Array SFF	7Y71A002WW	7Y711005JP
Lenovo ThinkSystem DE2000H iSCSI Hybrid Flash Array LFF	7Y70A004WW	7Y701000JP
Lenovo ThinkSystem DE2000H iSCSI Hybrid Flash Array SFF	7Y71A003WW	7Y711006JP
Lenovo ThinkSystem DE4000H iSCSI Hybrid Flash Array 4U60	7Y77A000WW	7Y771002JP
Lenovo ThinkSystem DE4000H iSCSI Hybrid Flash Array LFF	7Y74A002WW	7Y74A002JP
Lenovo ThinkSystem DE4000H iSCSI Hybrid Flash Array SFF	7Y75A001WW	7Y75A001JP
Lenovo ThinkSystem DE4000F iSCSI All Flash Array SFF	7Y76A002WW	7Y76A002JP
Lenovo ThinkSystem DE6000H iSCSI Hybrid Flash Array 4U60	7Y80A002WW	7Y801000JP
Lenovo ThinkSystem DE6000H iSCSI Hybrid Flash Array SFF	7Y78A002WW	7Y781000JP
Lenovo ThinkSystem DE6000F iSCSI All Flash Array SFF	7Y79A002WW	7Y79A002JP
Lenovo ThinkSystem DE Series Storage (FC connectivity)		
Lenovo ThinkSystem DE2000H FC Hybrid Flash Array LFF	7Y70A002WW	7Y701002JP
Lenovo ThinkSystem DE2000H FC Hybrid Flash Array SFF	7Y71A001WW	7Y711004JP
Lenovo ThinkSystem DE4000H FC Hybrid Flash Array 4U60	7Y77A001WW	7Y771001JP
Lenovo ThinkSystem DE4000H FC Hybrid Flash Array LFF	7Y74A001WW	7Y74A001JP
Lenovo ThinkSystem DE4000H FC Hybrid Flash Array SFF	7Y75A002WW	7Y75A002JP
Lenovo ThinkSystem DE4000F FC All Flash Array SFF	7Y76A001WW	7Y76A001JP
Lenovo ThinkSystem DE6000H FC Hybrid Flash Array 4U60	7Y80A001WW	7Y801001JP
Lenovo ThinkSystem DE6000H FC Hybrid Flash Array SFF	7Y78A001WW	7Y781001JP
Lenovo ThinkSystem DE6000F FC All Flash Array SFF	7Y79A001WW	7Y79A001JP

Table 47. External storage systems: DM Series

Description	Part number
Lenovo ThinkSystem DM Series Storage (iSCSI or FC connectivity)	
Lenovo ThinkSystem DM3000H Hybrid Storage Array (2U12 LFF, CTO only)	7Y42CTO1WW
Lenovo ThinkSystem DM3000H 48TB (12x 4TB HDDs) (Universal SFP+)	7Y420001EA*
Lenovo ThinkSystem DM3000H 48TB (12x 4TB HDDs) (10GBASE-T)	7Y420002EA*
Lenovo ThinkSystem DM5000H Hybrid Storage Array (2U24 SFF, CTO only)	7Y57CTO1WW
Lenovo ThinkSystem DM5000H 11.5TB (12x 960GB SSDs) (Universal SFP+)	7Y570001EA*
Lenovo ThinkSystem DM5000H 11.5TB (12x 960GB SSDs) (10GBASE-T)	7Y570002EA*
Lenovo ThinkSystem DM5000H 29TB (24x 1.2TB 10K HDDs) (Universal SFP+)	7Y570003EA*
Lenovo ThinkSystem DM5000H 29TB (24x 1.2TB 10K HDDs) (10GBASE-T)	7Y570004EA*
Lenovo ThinkSystem DM5000F Flash Storage Array (2U24 SFF, CTO only)	7Y41CTO1WW
Lenovo ThinkSystem DM7000H Hybrid Storage Array (3U, CTO only)	7Y56CTO1WW
Lenovo ThinkSystem DM7000F Flash Storage Array (3U, CTO only)	7Y40CTO1WW

* Available only in EMEA.

Table 48. External storage systems: DS Series

Description	Part number		
	Worldwide	Japan	PRC
Lenovo ThinkSystem DS Series Storage (SAS connectivity)			
Lenovo ThinkSystem DS2200 LFF SAS Dual Controller Unit	4599A41	4599A4J	4599A4C
Lenovo ThinkSystem DS2200 SFF SAS Dual Controller Unit	4599A21	4599A2J	4599A2C
Lenovo ThinkSystem DS4200 LFF SAS Dual Controller Unit	4617A41	4617A4J	4617A4C
Lenovo ThinkSystem DS4200 SFF SAS Dual Controller Unit	4617A21	4617A2J	4617A2C
Lenovo ThinkSystem DS6200 SFF SAS Dual Controller Unit	4619A21	4619A2J	4619A2C
Lenovo ThinkSystem DS Series Storage (iSCSI or FC connectivity)			
Lenovo ThinkSystem DS2200 LFF FC/iSCSI Dual Controller Unit	4599A31	4599A3J	4599A3C
Lenovo ThinkSystem DS2200 SFF FC/iSCSI Dual Controller Unit	4599A11	4599A1J	4599A1C
Lenovo ThinkSystem DS4200 LFF FC/iSCSI Dual Controller Unit	4617A31	4617A3J	4617A3C
Lenovo ThinkSystem DS4200 SFF FC/iSCSI Dual Controller Unit	4617A11	4617A1J	4617A1C
Lenovo ThinkSystem DS6200 SFF FC/iSCSI Dual Controller Unit	4619A11	4619A1J	4619A1C
DS6200F 12x 400GB 10DWD SSDs, 1x 8Gb FC SFP, 512 Snapshots, Replication	4619A1F	4619J1F	4619C1F
DS6200F 12x 800GB 3DWD SSDs, 1x 8Gb FC SFP, 512 Snapshots, Replication	4619A2F	4619J2F	4619C2F
DS6200F 12x 1.6TB 3DWD SSDs, 1x 8Gb FC SFP, 512 Snapshots, Replication	4619A3F	4619J3F	4619C3F
DS6200F 12x 3.84TB 1DWD SSDs, 1x 8Gb FC SFP, 512 Snapshots, Replication	4619A4F	4619J4F	4619C4F

Table 49. External storage systems: V Series and Storwize for Lenovo

Description	Part number
Lenovo Storage V Series (SAS [except V7000/V7000F], iSCSI, or FC connectivity)	
Lenovo Storage V3700 V2 LFF Control Enclosure	6535C1D
Lenovo Storage V3700 V2 SFF Control Enclosure	6535C2D
Lenovo Storage V3700 V2 XP LFF Control Enclosure	6535C3D
Lenovo Storage V3700 V2 XP SFF Control Enclosure	6535C4D
Lenovo Storage V5030 LFF Control Enclosure 3Yr S&S	6536C12
Lenovo Storage V5030 LFF Control Enclosure 5Yr S&S	6536C32
Lenovo Storage V5030 SFF Control Enclosure 3Yr S&S	6536C22
Lenovo Storage V5030 SFF Control Enclosure 5Yr S&S	6536C42
Lenovo Storage V5030F SFF Control Enclosure 3Yr S&S	6536B1F
Lenovo Storage V5030F SFF Control Enclosure 5Yr S&S	6536B2F
Lenovo Storage V7000 SFF Control Enclosure 3Yr S&S PRC	6538R11^
Lenovo Storage V7000 SFF Control Enclosure 5Yr S&S PRC	6538R21^
Lenovo Storage V7000F SFF Control Enclosure 3Yr S&S PRC	6538R1G^
Lenovo Storage V7000F SFF Control Enclosure 5Yr S&S PRC	6538R2G^
IBM Storwize for Lenovo (iSCSI or FC connectivity)	
IBM Storwize V7000 SFF Control Enclosure, 3YR SWMA	6195C32†
IBM Storwize V7000 SFF Control Enclosure, 3YR SWMA, LA	6195C3L‡
IBM Storwize V7000 SFF Control Enclosure, 5YR SWMA	6195C52†
IBM Storwize V7000 SFF Control Enclosure, 5YR SWMA, LA	6195C5L‡

^ Available only in PRC.

† Available worldwide except Latin America.

‡ Available only in Latin America.

For more information, see the list of Product Guides in the following categories:

- Lenovo DE Series, DM Series, DS Series, and V Series storage:
<http://lenovopress.com/storage/san/lenovo#rt=product-guide>
- IBM Storwize for Lenovo storage:
<http://lenovopress.com/storage/san/ibm#rt=product-guide>

External backup units

The following table lists the external backup options that are offered by Lenovo that can be used with the System x3650 M5 in backup solutions.

Note: Information provided in this section is for ordering reference purposes only. End-to-end LTO Ultrium configuration support for a particular tape backup unit *must* be verified through the System Storage Interoperation Center (SSIC):

<http://www.ibm.com/systems/support/storage/ssic>

Table 50. External backup options

Description	Part number
External RDX USB drives	
RDX External USB 3.0 Dock with 500GB Cartridge	00YD052
RDX External USB 3.0 Dock with 1TB Cartridge	00YD053
External SAS tape backup drives	
IBM TS2260 Tape Drive Model H6S	6160S6E
IBM TS2270 Tape Drive Model H7S	6160S7E
IBM TS2280 Tape Drive Model H8S	6160S8E
External SAS tape backup autoloaders	
IBM TS2900 Tape Autoloader w/LTO5 HH SAS	6171S5R
IBM TS2900 Tape Autoloader w/LTO6 HH SAS	6171S6R
IBM TS2900 Tape Autoloader w/LTO7 HH SAS	6171S7R
IBM TS2900 Tape Autoloader w/LTO8 HH SAS	6171S8R
External tape backup libraries	
IBM TS4300 3U Tape Library-Base Unit	6741A1F
SAS backup drives for TS4300 Tape Library	
LTO 6 HH SAS Drive	01KP934
LTO 7 HH SAS Drive	01KP937
LTO 8 HH SAS Drive	01KP953
Fibre Channel backup drives for TS4300 Tape Library	
LTO 6 FH Fibre Channel Drive	01KP935
LTO 6 HH Fibre Channel Drive	01KP933
LTO 7 FH Fibre Channel Drive	01KP938
LTO 7 HH Fibre Channel Drive	01KP936
LTO 8 FH Fibre Channel Drive	01KP954
LTO 8 HH Fibre Channel Drive	01KP952

For more information, see the list of Product Guides in the Backup units category:

<https://lenovopress.com/servers/options/backup>

Ethernet LAN switches

The following table lists the Ethernet LAN switches that are offered by Lenovo that can be used with the System x3650 M5 server in IT solutions.

Table 51. Ethernet LAN switches

Description	Part number
1 Gb Ethernet switches	
Juniper EX2300-C PoE Switch	7165H1X
Juniper EX2300-24p PoE Switch	7165H2X
Lenovo ThinkSystem NE0152T RackSwitch (Rear to Front)	7Y810011WW
Lenovo ThinkSystem NE0152TO RackSwitch (Rear to Front, ONIE)	7Z320011WW
Lenovo RackSwitch G7028 (Rear to Front)	7159BAX
Lenovo RackSwitch G7052 (Rear to Front)	7159CAX
Lenovo RackSwitch G8052 (Rear to Front)	7159G52
10 Gb Ethernet switches	
Lenovo ThinkSystem NE1032 RackSwitch (Rear to Front)	7159A1X
Lenovo ThinkSystem NE1032T RackSwitch (Rear to Front)	7159B1X
Lenovo ThinkSystem NE1072T RackSwitch (Rear to Front)	7159C1X
Lenovo RackSwitch G8124E (Rear to Front)	7159BR6
Lenovo RackSwitch G8272 (Rear to Front)	7159CRW
Lenovo RackSwitch G8296 (Rear to Front)	7159GR6
25 Gb Ethernet switches	
Lenovo ThinkSystem NE2572 RackSwitch (Rear to Front)	7159E1X
Lenovo ThinkSystem NE2572O RackSwitch (Rear to Front, ONIE)	7Z210021WW
100 Gb Ethernet switches	
Lenovo ThinkSystem NE10032 RackSwitch (Rear to Front)	7159D1X
Lenovo ThinkSystem NE10032O RackSwitch (Rear to Front, ONIE)	7Z210011WW

For more information, see the list of Product Guides in the Top-of-rack Switches category:

<http://lenovopress.com/servers/options/switches#rt=product-guide>

Fibre Channel SAN switches

The following table lists currently available Fibre Channel SAN switches that are offered by Lenovo that can be used with the System x3650 M5 in IT solutions.

Table 52. Fibre Channel SAN switches

Description	Part number
8 Gb FC	
Lenovo B300, 8 ports licensed, 8x 8Gb SWL SFPs, 1 PS, Rail Kit, 3Yr FW	3873AR3
Lenovo B300, E_Port License, 8 ports licensed, 8x 8Gb SWL SFPs, 1 PS, Rail Kit, 1Yr FW	3873AR6
16 Gb FC	
Lenovo ThinkSystem DB610S, 8 ports licensed, 8x 16Gb SWL SFPs, 1 PS, Rail Kit, 1Yr FW	6559F2A
Lenovo ThinkSystem DB610S, ENT Bundle, 24 ports licensed, 24x 16Gb SWL SFPs, 1 PS, Rail Kit, 1Yr FW	6559F1A
Lenovo ThinkSystem DB610S, ENT Bundle, 24 ports licensed, 24x 16Gb SWL SFPs, 1 PS, Rail Kit, 3Yr FW	6559D1Y
Lenovo B6505, 12 ports licensed, 12x 16Gb SWL SFPs, 1 PS, Rail Kit, 1Yr FW	3873ER1
Lenovo B6510, 24 ports licensed, 24x 16Gb SWL SFPs, 2 PS, Rail Kit, 1Yr FW	3873IR1
Lenovo B6510, 24 ports licensed, 24x 16Gb SWL SFPs, 2 PS, Rail Kit, 3Yr FW	3873BR3
32 Gb FC	
Lenovo ThinkSystem DB610S, 8 ports licensed, No SFPs, 1 PS, Rail Kit, 1Yr FW	6559F3A
Lenovo ThinkSystem DB610S, 8 ports licensed, No SFPs, 1 PS, Rail Kit, 3Yr FW	6559D3Y
Lenovo ThinkSystem DB620S, 24 ports licensed, No SFPs, 2 PS, Rail Kit, 1Yr FW	6415G3A
Lenovo ThinkSystem DB620S, 24 ports licensed, 24x 32Gb SWL SFPs, 2 PS, Rail Kit, 1Yr FW	6415H11
Lenovo ThinkSystem DB620S, 24 ports licensed, 24x 32Gb SWL SFPs, 2 PS, Rail Kit, 3Yr FW	6415G11
Lenovo ThinkSystem DB620S, ENT Bundle, 48 ports licensed, 48x 32Gb SWL SFPs, 2 PS, Rail Kit, 1Yr FW	6415H2A
Lenovo ThinkSystem DB400D 32Gb FC Director, ENT. Feature set, 4 Blade slots, 8U, 1Yr FW	6684D2A
Lenovo ThinkSystem DB400D 32Gb FC Director, ENT. Feature set, 4 Blade slots, 8U, 3Yr FW	6684B2A
Lenovo ThinkSystem DB800D 32Gb FC Director, ENT. Feature set, 8 Blade slots, 14U, 1Yr FW	6682D1A

For more information, see the list of Product Guides in the Rack SAN Switches category:

<http://lenovopress.com/storage/switches/rack#rt=product-guide>

Rack cabinets

The following table lists the rack cabinets that are offered by Lenovo that can be used in System x3550 M5 solutions.

Table 53. Rack cabinets

Description	Part number
25U S2 Standard Rack (1000 mm deep; 2 sidewall compartments)	93072RX
25U Static S2 Standard Rack (1000 mm deep; 2 sidewall compartments)	93072PX
42U S2 Standard Rack (1000 mm deep; 6 sidewall compartments)	93074RX
42U 1100mm Enterprise V2 Dynamic Rack (6 sidewall compartments)	93634PX
42U 1100mm Enterprise V2 Dynamic Expansion Rack (6 sidewall compartments)	93634EX
42U 1200mm Deep Dynamic Rack (6 sidewall compartments)	93604PX
42U 1200mm Deep Static Rack (6 sidewall compartments)	93614PX
42U Enterprise Rack (1105 mm deep; 4 sidewall compartments)	93084PX
42U Enterprise Expansion Rack (1105 mm deep; 4 sidewall compartments)	93084EX

For more information, see the list of Product Guides in the Rack cabinets category:

<https://lenovopress.com/servers/options/racks>

KVM switches and consoles

The following table lists the KVM switches and consoles that are offered by Lenovo that can be used in System x3650 M5 solutions.

Table 54. KVM switch and console options

Description	Part number
Consoles	
1U 18.5" Standard Console (without keyboard)	17238BX
Console keyboards	
Lenovo UltraNav Keyboard USB - US Eng	00MW310
Keyboard w/ Int. Pointing Device USB - Arabic 253 RoHS v2	46W6713
Keyboard w/ Int. Pointing Device USB - Belg/UK 120 RoHS v2	46W6714
Keyboard w/ Int. Pointing Device USB - Chinese/US 467 RoHS v2	46W6715
Keyboard w/ Int. Pointing Device USB - Czech 489 RoHS v2	46W6716
Keyboard w/ Int. Pointing Device USB - Danish 159 RoHS v2	46W6717
Keyboard w/ Int. Pointing Device USB - Dutch 143 RoHS v2	46W6718
Keyboard w/ Int. Pointing Device USB - French 189 RoHS v2	46W6719
Keyboard w/ Int. Pointing Device USB - Fr/Canada 445 RoHS v2	46W6720
Keyboard w/ Int. Pointing Device USB - German 129 RoHS v2	46W6721
Keyboard w/ Int. Pointing Device USB - Greek 219 RoHS v2	46W6722
Keyboard w/ Int. Pointing Device USB - Hebrew 212 RoHS v2	46W6723
Keyboard w/ Int. Pointing Device USB - Hungarian 208 RoHS v2	46W6724
Keyboard w/ Int. Pointing Device USB - Italian 141 RoHS v2	46W6725
Keyboard w/ Int. Pointing Device USB - Japanese 194 RoHS v2	46W6726
Keyboard w/ Int. Pointing Device USB - Korean 413 RoHS v2	46W6727
Keyboard w/ Int. Pointing Device USB - LA Span 171 RoHS v2	46W6728

Description	Part number
Keyboard w/ Int. Pointing Device USB - Norwegian 155 RoHS v2	46W6729
Keyboard w/ Int. Pointing Device USB - Polish 214 RoHS v2	46W6730
Keyboard w/ Int. Pointing Device USB - Portugese 163 RoHS v2	46W6731
Keyboard w/ Int. Pointing Device USB - Russian 441 RoHS v2	46W6732
Keyboard w/ Int. Pointing Device USB - Slovak 245 RoHS v2	46W6733
Keyboard w/ Int. Pointing Device USB - Spanish 172 RoHS v2	46W6734
Keyboard w/ Int. Pointing Device USB - Swed/Finn 153 RoHS v2	46W6735
Keyboard w/ Int. Pointing Device USB - Swiss F/G 150 RoHS v2	46W6736
Keyboard w/ Int. Pointing Device USB - Thai 191 RoHS v2	46W6737
Keyboard w/ Int. Pointing Device USB - Turkish 179 RoHS v2	46W6738
Keyboard w/ Int. Pointing Device USB - UK Eng 166 RoHS v2	46W6739
Keyboard w/ Int. Pointing Device USB - US Euro 103P RoHS v2	46W6740
Keyboard w/ Int. Pointing Device USB - Slovenian 234 RoHS v2	46W6741
Console switches and cables - ThinkSystem Digital KVM	
ThinkSystem Digital 2x1x16 KVM Switch (DVI video output port)	1754D1T
ThinkSystem VGA to DVI Conversion Cable	4X97A11108
ThinkSystem Single-USB Conversion Cable for Digital KVM	4X97A11109
ThinkSystem Dual-USB Conversion Cable for Digital KVM	4X97A11107
Console switches and cables - ThinkSystem Analog KVM	
ThinkSystem Analog 1x8 KVM Switch (DVI video output port)	1754A1T
ThinkSystem VGA to DVI Conversion Cable	4X97A11108
ThinkSystem USB Conversion Cable for Analog KVM	4X97A11106
Console switches and cables - Global Console Managers	
Global 2x2x16 Console Manager (GCM16) (VGA video output port)	1754D1X
Global 4x2x32 Console Manager (GCM32) (VGA video output port)	1754D2X
Virtual Media Conversion Option Gen2 (VCO2)	46M5383
Serial Conversion Option (SCO)	46M5382
Console switches and cables - Local Console Managers	
Local 1x8 Console Manager (LCM8) (VGA video output port)	1754A1X
Local 2x16 Console Manager (LCM16) (VGA video output port)	1754A2X
Virtual Media Conversion Option Gen2 (VCO2)	46M5383

For more information, see the list of Product Guides in the KVM Switches and Consoles category:
<http://lenovopress.com/servers/options/kvm>

Uninterruptible power supply units

The following table lists the uninterruptible power supply (UPS) units that are offered by Lenovo that can be used in System x3650 M5 solutions.

Table 55. Uninterruptible power supply units

Description	Part number
Worldwide models	
RT1.5kVA 2U Rack or Tower UPS (100-125VAC) (8x NEMA 5-15R 12A outlets)	55941AX
RT1.5kVA 2U Rack or Tower UPS (200-240VAC) (8x IEC 320 C13 10A outlets)	55941KX
RT2.2kVA 2U Rack or Tower UPS (100-125VAC) (8x NEMA 5-20R 16A outlets)	55942AX
RT2.2kVA 2U Rack or Tower UPS (200-240VAC) (8x IEC 320 C13 10A, 1x IEC 320 C19 16A outlets)	55942KX
RT3kVA 2U Rack or Tower UPS (100-125VAC) (6x NEMA 5-20R 16A, 1x NEMA L5-30R 24A outlets)	55943AX
RT3kVA 2U Rack or Tower UPS (200-240VAC) (8x IEC 320 C13 10A, 1x IEC 320 C19 16A outlets)	55943KX
RT5kVA 3U Rack or Tower UPS (200-240VAC) (8x IEC 320 C13 10A, 2x IEC 320 C19 16A outlets)	55945KX
RT6kVA 3U Rack or Tower UPS (200-240VAC) (8x IEC 320 C13 10A, 2x IEC 320 C19 16A outlets)	55946KX
RT8kVA 6U Rack or Tower UPS (200-240VAC) (4x IEC 320-C19 16A outlets)	55948KX
RT11kVA 6U Rack or Tower UPS (200-240VAC) (4x IEC 320-C19 16A outlets)	55949KX
RT8kVA 6U 3:1 Phase Rack or Tower UPS (380-415VAC) (4x IEC 320-C19 16A outlets)	55948PX
RT11kVA 6U 3:1 Phase Rack or Tower UPS (380-415VAC) (4x IEC 320-C19 16A outlets)	55949PX
ASEAN, HTK, INDIA, and PRC models	
ThinkSystem RT3kVA 2U Standard UPS (200-230VAC) (2x C13 10A, 2x GB 10A, 1x C19 16A outlets)	55943KT
ThinkSystem RT3kVA 2U Long Backup UPS (200-230VAC) (2x C13 10A, 2x GB 10A, 1x C19 16A outlets)	55943LT
ThinkSystem RT6kVA 5U UPS (200-230VAC) (2x C13 10A outlets, 1x Terminal Block output)	55946KT
ThinkSystem RT10kVA 5U UPS (200-230VAC) (2x C13 10A outlets, 1x Terminal Block output)	5594XKT

For more information, see the list of Product Guides in the Uninterruptible Power Supply Units category:
<http://lenovopress.com/servers/options/ups#rt=product-guide>

Power distribution units

The following table lists the power distribution units (PDUs) that are offered by Lenovo that can be used in System x3650 M5 solutions.

Table 56. Power distribution units

Description	Part number
0U Basic PDUs	
0U 36 C13/6 C19 24A/200-240V 1 Phase PDU with NEMA L6-30P line cord	00YJ776
0U 36 C13/6 C19 32A/200-240V 1 Phase PDU with IEC60309 332P6 line cord	00YJ777
0U 21 C13/12 C19 32A/200-240V/346-415V 3 Phase PDU with IEC60309 532P6 line cord	00YJ778
0U 21 C13/12 C19 48A/200-240V 3 Phase PDU with IEC60309 460P9 line cord	00YJ779
Switched and Monitored PDUs	
0U 20 C13/4 C19 Switched and Monitored 24A/200-240V/1Ph PDU w/ NEMA L6-30P line cord	00YJ781
0U 20 C13/4 C19 Switched and Monitored 32A/200-240V/1Ph PDU w/ IEC60309 332P6 line cord	00YJ780
0U 18 C13/6 C19 Switched / Monitored 32A/200-240V/346-415V/3Ph PDU w/ IEC60309 532P6 cord	00YJ782
0U 12 C13/12 C19 Switched and Monitored 48A/200-240V/3Ph PDU w/ IEC60309 460P9 line cord	00YJ783

Description	Part number
1U 9 C19/3 C13 Switched and Monitored DPI PDU (without line cord)	46M4002
1U 9 C19/3 C13 Switched and Monitored 60A 3Ph PDU with IEC 309 3P+Gnd cord	46M4003
1U 12 C13 Switched and Monitored DPI PDU (without line cord)	46M4004
1U 12 C13 Switched and Monitored 60A 3 Phase PDU with IEC 309 3P+Gnd line cord	46M4005
Ultra Density Enterprise PDUs (9x IEC 320 C13 + 3x IEC 320 C19 outlets)	
Ultra Density Enterprise C19/C13 PDU Module (without line cord)	71762NX
Ultra Density Enterprise C19/C13 PDU 60A/208V/3ph with IEC 309 3P+Gnd line cord	71763NU
C13 Enterprise PDUs (12x IEC 320 C13 outlets)	
DPI C13 Enterprise PDU+ (without line cord)	39M2816
DPI Single Phase C13 Enterprise PDU (without line cord)	39Y8941
C19 Enterprise PDUs (6x IEC 320 C19 outlets)	
DPI Single Phase C19 Enterprise PDU (without line cord)	39Y8948
DPI 60A 3 Phase C19 Enterprise PDU with IEC 309 3P+G (208 V) fixed line cord	39Y8923
Front-end PDUs (3x IEC 320 C19 outlets)	
DPI 30amp/125V Front-end PDU with NEMA L5-30P line cord	39Y8938
DPI 30amp/250V Front-end PDU with NEMA L6-30P line cord	39Y8939
DPI 32amp/250V Front-end PDU with IEC 309 2P+Gnd line cord	39Y8934
DPI 60amp/250V Front-end PDU with IEC 309 2P+Gnd line cord	39Y8940
DPI 63amp/250V Front-end PDU with IEC 309 2P+Gnd line cord	39Y8935
Universal PDUs (7x IEC 320 C13 outlets)	
DPI Universal 7 C13 PDU (with 2 m IEC 320-C19 to C20 rack power cord)	00YE443
NEMA PDUs (6x NEMA 5-15R outlets)	
DPI 100-127V PDU with fixed NEMA L5-15P line cord	39Y8905
Line cords for PDUs that ship without a line cord	
DPI 30a Line Cord (NEMA L6-30P)	40K9614
DPI 32a Line Cord (IEC 309 P+N+G)	40K9612
DPI 32a Line Cord (IEC 309 3P+N+G)	40K9611
DPI 60a Cord (IEC 309 2P+G)	40K9615
DPI 63a Cord (IEC 309 P+N+G)	40K9613
DPI Australian/NZ 3112 Line Cord (32A)	40K9617
DPI Korean 8305 Line Cord (30A)	40K9618

For more information, see the list of Product Guides in the PDU category:

<https://lenovopress.com/servers/options/pdu>

Lenovo Financial Services

Lenovo Financial Services reinforces Lenovo's commitment to deliver pioneering products and services that are recognized for their quality, excellence, and trustworthiness. Lenovo Financial Services offers financing solutions and services that complement your technology solution anywhere in the world.

We are dedicated to delivering a positive finance experience for customers like you who want to maximize your purchase power by obtaining the technology you need today, protect against technology obsolescence, and preserve your capital for other uses.

We work with businesses, non-profit organizations, governments and educational institutions to finance their entire technology solution. We focus on making it easy to do business with us. Our highly experienced team of finance professionals operates in a work culture that emphasizes the importance of providing outstanding customer service. Our systems, processes and flexible policies support our goal of providing customers with a positive experience.

We finance your entire solution. Unlike others, we allow you to bundle everything you need from hardware and software to service contracts, installation costs, training fees, and sales tax. If you decide weeks or months later to add to your solution, we can consolidate everything into a single invoice.

Our Premier Client services provide large accounts with special handling services to ensure these complex transactions are serviced properly. As a premier client, you have a dedicated finance specialist who manages your account through its life, from first invoice through asset return or purchase. This specialist develops an in-depth understanding of your invoice and payment requirements. For you, this dedication provides a high-quality, easy, and positive financing experience.

For your region specific offers please ask your Lenovo sales representative or your technology provider about the use of Lenovo Financial Services. For more information, see the following Lenovo website:

<http://www.lenovofs.com>

Related publications and links

For more information, see these resources:

- Lenovo servers product page
<http://www.lenovo.com/systems/servers>
- Lenovo Data Center Solution Configurator (DCSC):
<http://dcsc.lenovo.com>
- ServerProven hardware compatibility page for the System x3650 M5
<http://static.lenovo.com/us/en/serverproven/xseries/8871.shtml>
- *xREF: System x Reference*
<http://lenovopress.com/xref>
- System x3650 M5 documentation
<http://datacentersupport.lenovo.com/us/en/products/servers/system-x/system-x3650-m5/documentation>
- Lenovo Support - System x3650 M5
<http://datacentersupport.lenovo.com/us/en/products/servers/system-x/system-x3650-m5>

Related product families

Product families related to this document are the following:

- [2-Socket Rack Servers](#)

Notices

Lenovo may not offer the products, services, or features discussed in this document in all countries. Consult your local Lenovo representative for information on the products and services currently available in your area. Any reference to a Lenovo product, program, or service is not intended to state or imply that only that Lenovo product, program, or service may be used. Any functionally equivalent product, program, or service that does not infringe any Lenovo intellectual property right may be used instead. However, it is the user's responsibility to evaluate and verify the operation of any other product, program, or service. Lenovo may have patents or pending patent applications covering subject matter described in this document. The furnishing of this document does not give you any license to these patents. You can send license inquiries, in writing, to:

Lenovo (United States), Inc.
8001 Development Drive
Morrisville, NC 27560
U.S.A.
Attention: Lenovo Director of Licensing

LENOVO PROVIDES THIS PUBLICATION "AS IS" WITHOUT WARRANTY OF ANY KIND, EITHER EXPRESS OR IMPLIED, INCLUDING, BUT NOT LIMITED TO, THE IMPLIED WARRANTIES OF NON-INFRINGEMENT, MERCHANTABILITY OR FITNESS FOR A PARTICULAR PURPOSE. Some jurisdictions do not allow disclaimer of express or implied warranties in certain transactions, therefore, this statement may not apply to you.

This information could include technical inaccuracies or typographical errors. Changes are periodically made to the information herein; these changes will be incorporated in new editions of the publication. Lenovo may make improvements and/or changes in the product(s) and/or the program(s) described in this publication at any time without notice.

The products described in this document are not intended for use in implantation or other life support applications where malfunction may result in injury or death to persons. The information contained in this document does not affect or change Lenovo product specifications or warranties. Nothing in this document shall operate as an express or implied license or indemnity under the intellectual property rights of Lenovo or third parties. All information contained in this document was obtained in specific environments and is presented as an illustration. The result obtained in other operating environments may vary. Lenovo may use or distribute any of the information you supply in any way it believes appropriate without incurring any obligation to you.

Any references in this publication to non-Lenovo Web sites are provided for convenience only and do not in any manner serve as an endorsement of those Web sites. The materials at those Web sites are not part of the materials for this Lenovo product, and use of those Web sites is at your own risk. Any performance data contained herein was determined in a controlled environment. Therefore, the result obtained in other operating environments may vary significantly. Some measurements may have been made on development-level systems and there is no guarantee that these measurements will be the same on generally available systems. Furthermore, some measurements may have been estimated through extrapolation. Actual results may vary. Users of this document should verify the applicable data for their specific environment.

© Copyright Lenovo 2025. All rights reserved.

This document, LP0068, was created or updated on February 6, 2019.

Send us your comments in one of the following ways:

- Use the online Contact us review form found at:
<https://lenovopress.lenovo.com/LP0068>
- Send your comments in an e-mail to:
comments@lenovopress.com

This document is available online at <https://lenovopress.lenovo.com/LP0068>.

Trademarks

Lenovo and the Lenovo logo are trademarks or registered trademarks of Lenovo in the United States, other countries, or both. A current list of Lenovo trademarks is available on the Web at <https://www.lenovo.com/us/en/legal/copytrade/>.

The following terms are trademarks of Lenovo in the United States, other countries, or both:

Lenovo®
ServerProven®
System x®
ThinkServer®
ThinkSystem®
UltraNav®
XClarity®

The following terms are trademarks of other companies:

Intel® and Xeon® are trademarks of Intel Corporation or its subsidiaries.

Linux® is the trademark of Linus Torvalds in the U.S. and other countries.

Microsoft®, PowerShell, RemoteFX®, Windows PowerShell®, Windows Server®, and Windows® are trademarks of Microsoft Corporation in the United States, other countries, or both.

IBM®, Storwize®, and ibm.com® are trademarks of IBM in the United States, other countries, or both.

Other company, product, or service names may be trademarks or service marks of others.