



## Now available: New Web Interface for the OSIG Article

The Lenovo Server [Operating System Interoperability Guide](#) (OSIG) is the official resource for information about which operating systems are supported on Lenovo servers. It was first published in PDF form about 12 months ago and so far has been downloaded more than 26,000 times.

To make the guide even easier to use, we have now replaced the PDF format with a new web-based application that you can able to access from your desktop browser or from a phone or tablet. It provides search and filtering mechanisms to quickly locate the information you need.

The new OSIG web application is now live: <http://lenovopress.com/osig>

### The web interface

The new web interface is at the same URL you use previously used to get the PDF version: <http://lenovopress.com/osig>. Even the [long form URL](#) will redirect to this URL, so there is no need to change your bookmarks.

When you first go there you'll see this page:

The screenshot shows the OSIG web interface. At the top, there's a navigation bar with tabs for SERVERS, STORAGE, NETWORKING, SOLUTIONS & SOFTWARE, and MORE... A search bar labeled 'NEW SEARCH' is on the right. The main heading is 'OS Interoperability Guide' in large red letters. Below this, a description of the OSIG is provided. To the right, there's a box with 'Last updated: 13 Sep 2016' and links for Help, Subscribe to Updates, Rate & Provide Feedback, Related Links, and Change History. Below the description, there's a section titled 'To begin:' with instructions to enter a search term or select entries from the pull-down menus. This section contains several dropdown menus: 'Select Families', 'Select Servers', 'Select OS Families', 'Select OS Versions', 'Select Form Factors', 'Select Availability', and 'Select Support'. There's also a search input field with placeholder text 'Search OSIG (see Help for examples)'. Below these are three buttons: 'Search' (blue), 'Export' (light blue), and 'Reset' (white). At the bottom, a light blue message box states 'No results displayed. Select a filter or enter a search term to begin.'

Figure 1. The OSIG web interface when you first begin

The body of the page is a series of dropdown menus, a search field, and some buttons. Characteristics of these menus:

- You can select them in any order and use as many (or as few) as you want
- You can select more than one item in a menu
- You can select from the menus with the mouse or you can type in the field to select items
- As you select from a menu, the other menus will automatically adjust to show only valid combinations
- Each time you select something from the menus, the results will be displayed immediately, just below the fields and buttons
- You can use the search field either by itself or in conjunction with the dropdown menus to further refine your search
- Press Reset to clear all selections and start again

The dropdown menus allow you to filter through the search results, and are as follows

- Select Families: System x, ThinkServer, NeXtScale System, Flex System and BladeCenter.
- Select Servers: These are all the individual servers in each of the families.
- Select OS Families: Chose from Windows, RHEL, SLES, VMware ESXi and others.
- Select OS Versions: These are the major releases of the OS.
- Select Form Factor: Not sure what server or family you want to filter on? You can start with 2-socket rack servers, for example.
- Select Availability: Filter on servers currently available or withdrawn from marketing.
- Select Support: Select from Supported, Certified or Tested.

Here's an example that shows what versions of RHEL 6 are supported on the x3650 M5 (8871, E5-2600 v4):

System x x3650 M5 (8871, E5 v4) Red Hat Enterprise Linux RHEL 6

Select Form Factors Select Availability Select Support

Search OSIG (see Help for examples) Search Export Reset

18 Matching Records

Server Family	Form Factor	Server	Server Availability	OS Specific Version	Support Statement
System x	Rack 2S	x3650 M5 (8871, E5 v4)	Available	RHEL 6.7 x64	Supported & Certified
System x	Rack 2S	x3650 M5 (8871, E5 v4)	Available	RHEL 6.8 x64	Supported & Certified
System x	Rack 2S	x3650 M5 (8871, E5 v4)	Available	RHEL 6.0 32-bit	None

Figure 2. Showing which versions of RHEL 6 are supported on the x3650 M5

Another example of use is wanting to know what currently available two-socket rack servers are certified with Ubuntu 16:

Select Families

Select Servers

Ubuntu Server

Ubuntu 16

Rack 2S

Select Availability

Select Support

Search OSIG (see Help for examples)

Search

Export

Reset

34 Matching Records

Server Family	Form Factor	Server	Server Availability	OS Specific Version	Support Statement
System x	Rack 2S	x3550 M5 (5463, E5 v3)	Available	Ubuntu 16.04 LTS 64-bit	Certified
System x	Rack 2S	x3550 M5 (8869, E5 v4)	Available	Ubuntu 16.04 LTS 64-bit	Certified
System x	Rack 2S	x3650 M5 (5462, E5 v3)	Available	Ubuntu 16.04 LTS 64-bit	Certified
System x	Rack 2S	x3650 M5 (8871, E5 v4)	Available	Ubuntu 16.04 LTS 64-bit	Certified

Figure 3. Showing which 2S rack servers are Certified with Ubuntu 16.x

## Details popup window

In each of the search results above, the support statement column contains clickable links. Clicking the link opens a popup window with details about the support.

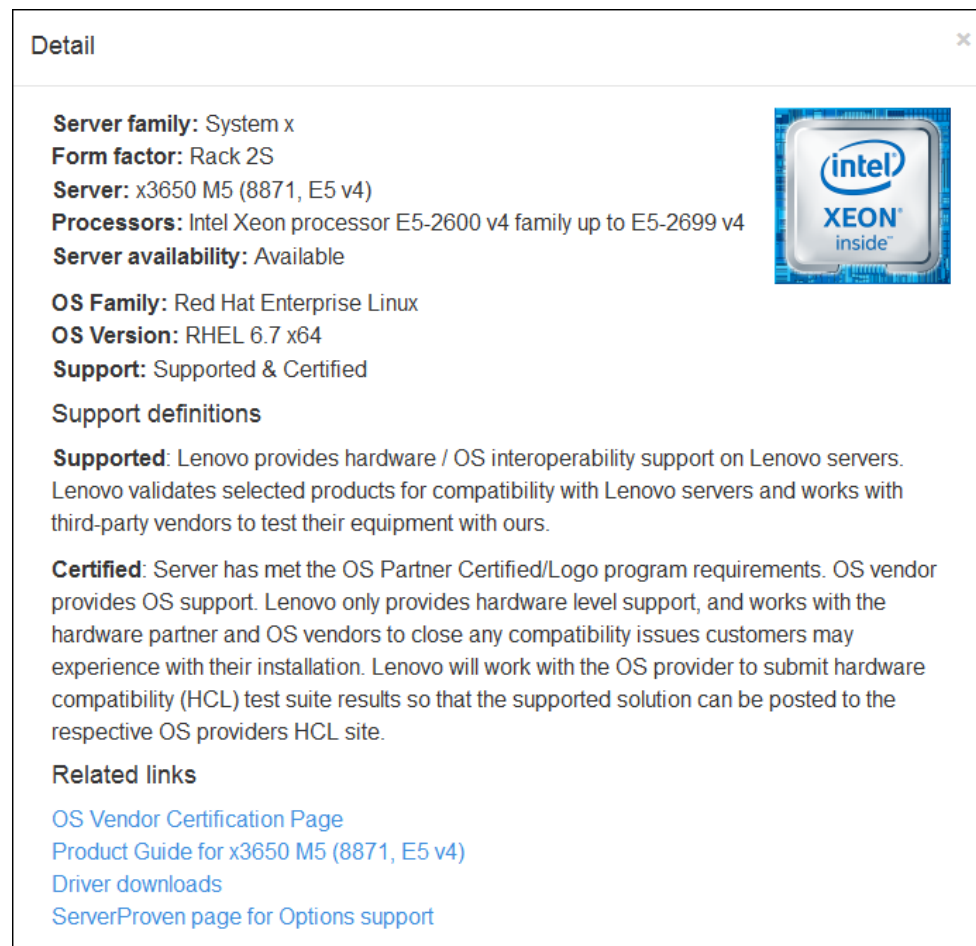


Figure 4. Details popup window

In the details popup window you'll find the following information:

- Summary of the server and OS selected
- Definitions of the support statements
- Related links:
  - The vendor HCL page showing the certification for this server
  - The Lenovo Press product guide for the server
  - The support page for this server to download drivers and user guides
  - The ServerProven page for the server listing options
- Additional support notes or restrictions (if any)

## Export function

Back on the main page, the Export button offers these choices:

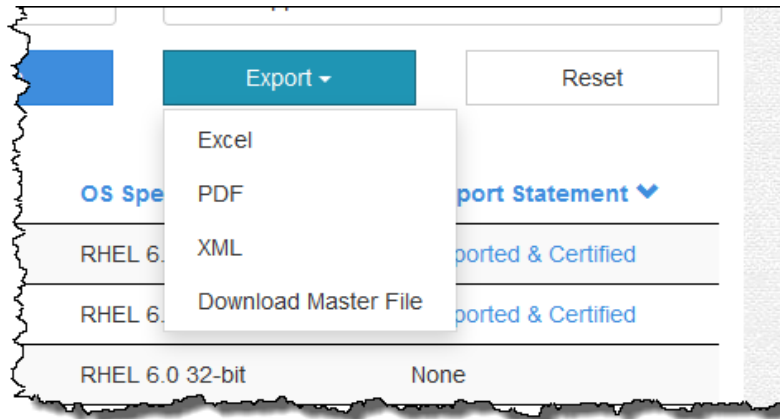


Figure 5. Export button

The functions available here are as follows:

- Export to Excel: Gives you an XLS file with the results you have displayed. Useful if you want to insert as a table into a document.
- Export to PDF: Gives you a fully formatted PDF of your search results.
- Export to XML: Do you manage a web site with content about Lenovo servers? With this XML file you can use the OSIG API to generate real-time OS data and display it on your web site. Great for business partners!
- Download Master File: If you need to work offline or perform more complex filtering on the complete OSIG dataset, then you can download this 11,000+ row spreadsheet file.

## Additional information

At the top of the OSIG page is a grey box with additional information:

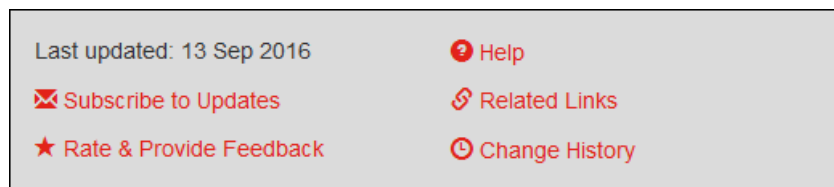


Figure 6. Additional information box

Here you will have access to the following functions:

- Subscribe to updates: Enter your email address and we'll send you an automated email whenever we make updates to the OS compatibility data (e.g., new support or new certification).
- Rate and provide feedback: Have comments or a suggestion about OSIG? Send it to us here!
- Help: Guidance on how to use the OSIG.
- Related links: Here we list links to OS vendor web sites and other useful web resources.
- Change history: We keep the OSIG data up-to-date. This page shows you all the changes made.

## Related product families

Product families related to this document are the following:

- [Microsoft Windows](#)
- [Red Hat Enterprise Linux](#)
- [SUSE Linux Enterprise Server](#)
- [VMware vSphere](#)

## Notices

Lenovo may not offer the products, services, or features discussed in this document in all countries. Consult your local Lenovo representative for information on the products and services currently available in your area. Any reference to a Lenovo product, program, or service is not intended to state or imply that only that Lenovo product, program, or service may be used. Any functionally equivalent product, program, or service that does not infringe any Lenovo intellectual property right may be used instead. However, it is the user's responsibility to evaluate and verify the operation of any other product, program, or service. Lenovo may have patents or pending patent applications covering subject matter described in this document. The furnishing of this document does not give you any license to these patents. You can send license inquiries, in writing, to:

Lenovo (United States), Inc.  
8001 Development Drive  
Morrisville, NC 27560  
U.S.A.  
Attention: Lenovo Director of Licensing

LENOVO PROVIDES THIS PUBLICATION "AS IS" WITHOUT WARRANTY OF ANY KIND, EITHER EXPRESS OR IMPLIED, INCLUDING, BUT NOT LIMITED TO, THE IMPLIED WARRANTIES OF NON-INFRINGEMENT, MERCHANTABILITY OR FITNESS FOR A PARTICULAR PURPOSE. Some jurisdictions do not allow disclaimer of express or implied warranties in certain transactions, therefore, this statement may not apply to you.

This information could include technical inaccuracies or typographical errors. Changes are periodically made to the information herein; these changes will be incorporated in new editions of the publication. Lenovo may make improvements and/or changes in the product(s) and/or the program(s) described in this publication at any time without notice.

The products described in this document are not intended for use in implantation or other life support applications where malfunction may result in injury or death to persons. The information contained in this document does not affect or change Lenovo product specifications or warranties. Nothing in this document shall operate as an express or implied license or indemnity under the intellectual property rights of Lenovo or third parties. All information contained in this document was obtained in specific environments and is presented as an illustration. The result obtained in other operating environments may vary. Lenovo may use or distribute any of the information you supply in any way it believes appropriate without incurring any obligation to you.

Any references in this publication to non-Lenovo Web sites are provided for convenience only and do not in any manner serve as an endorsement of those Web sites. The materials at those Web sites are not part of the materials for this Lenovo product, and use of those Web sites is at your own risk. Any performance data contained herein was determined in a controlled environment. Therefore, the result obtained in other operating environments may vary significantly. Some measurements may have been made on development-level systems and there is no guarantee that these measurements will be the same on generally available systems. Furthermore, some measurements may have been estimated through extrapolation. Actual results may vary. Users of this document should verify the applicable data for their specific environment.

**© Copyright Lenovo 2024. All rights reserved.**

This document, LP0559, was created or updated on September 23, 2016.

Send us your comments in one of the following ways:

- Use the online Contact us review form found at:  
<https://lenovopress.lenovo.com/LP0559>
- Send your comments in an e-mail to:  
[comments@lenovopress.com](mailto:comments@lenovopress.com)

This document is available online at <https://lenovopress.lenovo.com/LP0559>.

## Trademarks

Lenovo and the Lenovo logo are trademarks or registered trademarks of Lenovo in the United States, other countries, or both. A current list of Lenovo trademarks is available on the Web at <https://www.lenovo.com/us/en/legal/copytrade/>.

The following terms are trademarks of Lenovo in the United States, other countries, or both:

Lenovo®  
BladeCenter®  
Flex System  
NeXtScale  
NeXtScale System®  
ServerProven®  
System x®  
ThinkServer®

The following terms are trademarks of other companies:

Excel® and Windows® are trademarks of Microsoft Corporation in the United States, other countries, or both.

Other company, product, or service names may be trademarks or service marks of others.