

# Lenovo ThinkSystem DB400D and DB800D 32Gb FC SAN Directors

## Product Guide (withdrawn product)

The Lenovo ThinkSystem DB400D and DB800D 32Gb FC SAN Directors combine innovative hardware, firmware, and integrated network sensors to ensure the highest levels of operational stability and application performance. Designed to enable maximum flexibility and reliability, the Lenovo FC SAN Directors deliver market-leading 32 Gb Gen 6 Fibre Channel technology with modular building blocks for increased scalability to accommodate growth for large-scale enterprise infrastructures.

The Lenovo FC SAN Directors provide full non-blocking performance with scalability of up to four (DB400D) or eight (DB800D) port blades to deliver up to 256x (DB400D) or 512x (DB800D) ports that are FC-capable with speeds up to 32 Gbps or FCoE-capable of speeds up to 25 Gbps. The Directors also offer FCoE support with up to 64x (DB400D) or 128x (DB800D) 40 Gbps FCoE ports.

The Lenovo FC SAN Directors offer FC over IP extension capabilities with support for up to 8x 40 GbE QSFP+ ports and up to 64x 1/10 GbE SFP+ ports with up to four extension blades. For inter-chassis connectivity, the Directors provide 16x (DB400D) or 32x (DB800D) FC QSFP+ ports that support 4x 16/32 Gbps speeds.



Figure 1. Lenovo ThinkSystem DB400D (Left) and DB800D (Right) 32Gb FC SAN Directors

### Did you know?

The DB400D and DB800D 32Gb FC SAN Directors leverage storage connectivity technologies from Brocade, a leader in Fibre Channel networking.

Fabric Vision technology, an extension of Gen 6 Fibre Channel, provides unprecedented insight and visibility across the SAN with powerful built-in monitoring, management, and diagnostic tools.

With Lenovo FC SAN Switch offerings, Lenovo can be your trusted partner that offers "one stop shop" and single point of contact for delivery of leading-edge technologies and innovations from Lenovo and other leading IT vendors. These offerings can satisfy the wide range of your end-to-end IT infrastructure needs, including end-user devices, servers, storage, networking, services, management software, and financing.

## Key features

The ThinkSystem DB400D and DB800D 32Gb FC SAN Directors offer the following features and benefits:

- Enhance operational stability, maximize application performance, and increase business agility with enterprise-class Gen 6 FC SAN directors
- Scale to 256 (DB400D) or 512 (DB800D) FC or FCoE ports with industry-leading port density and consolidate infrastructure with 128 Gbps Brocade UltraScale ICL connectivity for simpler, flatter, low-latency fabrics.
- Enable “pay-as-you-grow” scalability with full-fabric enterprise capabilities, supporting Fibre Channel connectivity of up to 32 Gbps or Fibre Channel over Ethernet (FCoE) connectivity of up to 40 Gbps.
- Accelerate application response time by up to 71 percent across 32 Gbps FC links.
- Optimize fabric behavior and ensure sufficient bandwidth for mission-critical applications with advanced traffic management capabilities and adaptive networking.
- Extend replication over distance with a highly scalable extension solution for Fibre Channel, IP, and FICON.
- Protect existing device investments with auto-sensing 4, 8, 16, and 32 Gbit/sec capabilities and native operation with Fabric OS-based fabrics.
- Simplify end-to-end management of large-scale environments by automating monitoring and diagnostics.
- Run Fabric OS, which delivers distributed intelligence throughout the network and enables a wide range of value-added features.
- Leverage Fabric Vision technology’s powerful monitoring, management, and diagnostic tools to simplify administration, increase uptime, and reduce costs.
- Provide proactive, non-intrusive, real-time monitoring and alerting of VM and storage I/O health and performance with VM Insight and IO Insight through integrated network sensors.
- Leverage predefined MAPS policies to automatically identify and isolate devices that cause network performance issues.
- Supply a rich set of standard features at no extra cost, including fabric services, advanced zoning, adaptive networking, integrated 10 Gb FC, diagnostic tools, ISL trunking, advanced monitoring and alerting, long-distance fabrics, and FICON CUP.
- Expand fabric capabilities with optional licensed functions, including Inter-Chassis Links (ICLs) and FC-FC routing.
- Compress and encrypt in-flight data on up to four ports for more efficient link utilization and better security.
- Virtualize physical FC SAN switches and fabrics into logical entities for better flexibility, utilization, management, and efficiency.
- Allow organizations to seamlessly integrate Gen 6 Fibre Channel networks with the next generation of flash storage – NVMe over Fibre Channel – by being NVMe-ready, without a disruptive rip and replace, to achieve faster application response times and harness the performance of solid state drives for better scalability across virtual data centers with flash storage.
- Help optimize the performance of NVMe with real-time latency monitoring on the FC32-64 port blade.
- Designed to provide 99.999% uptime capabilities and maximize resiliency with redundant hot-swap components, including power supplies, cooling modules, blades, transceivers, online diagnostics, and non-disruptive firmware download and activation.
- Accelerate troubleshooting with built-in advanced diagnostics tools featuring ClearLink Diagnostics with D\_Ports and select adapters from QLogic and Emulex, which helps ensure optical and signal integrity for 16 Gb and 32 Gb Fibre Channel optics and cables.
- Automate repetitive daily tasks (such as fabric inventory, provisioning, and operational state monitoring) by using the standard REST APIs available directly from the switch.
- Simplify common SAN management practices by quickly integrating systems with open source PyFOS, a Python language.

## Components and connectors

The following figure shows the port-side view of the DB400D 32Gb FC SAN Director.

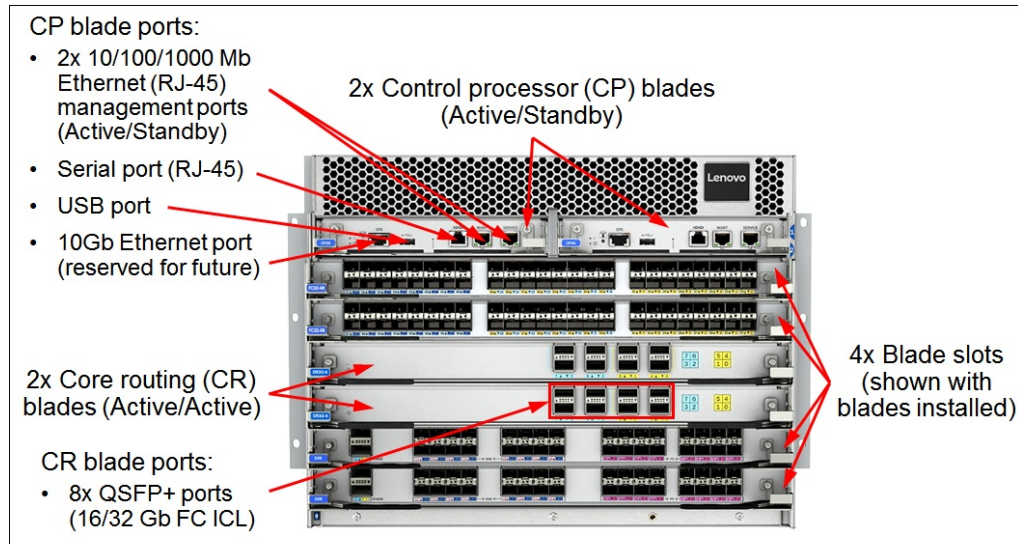


Figure 2. DB400D 32Gb FC SAN Director port-side view

The port side of the DB400D chassis has the following components:

- Two redundant hot-swap active/standby Control Processor blades (CP blades come with the chassis) A Control Processor (CP) blade contains the control plane for the device and hosts the Fabric OS that manages all hardware within the device, and it provides the following external connections for device configuration, firmware downloads, service, management, and monitoring functions:
  - USB port for firmware download and technical support data
  - Serial console RJ-45 port
  - 10/100/1000 Mb Ethernet RJ-45 port for device management and configuration
  - 10/100/1000 Mb Ethernet RJ-45 port for service
  - 10 Gb Ethernet RJ-45 port (reserved for future use)

**Note:** The two 10/100/1000 Mb Ethernet ports are configured in an active/standby pair.

- Two redundant hot-swap active/active Core Routing CR32-4 blades (CR blades come with the chassis) Core routing blades contain ASICs that allow switching between up to four port blades, and each core routing blade provides 96 Fibre Channel backplane ports for port or extension blade connections and 32 front-end FC links that are mapped to 8 QSFP+ ports for inter-chassis links (ICLs).
- Four hot-swap slots for port blades and extension blades (The chassis comes without port blades or extension blades, see [Blades](#) for ordering information)

The following figure shows the non-port side view of the DB400D 32Gb FC SAN Director.

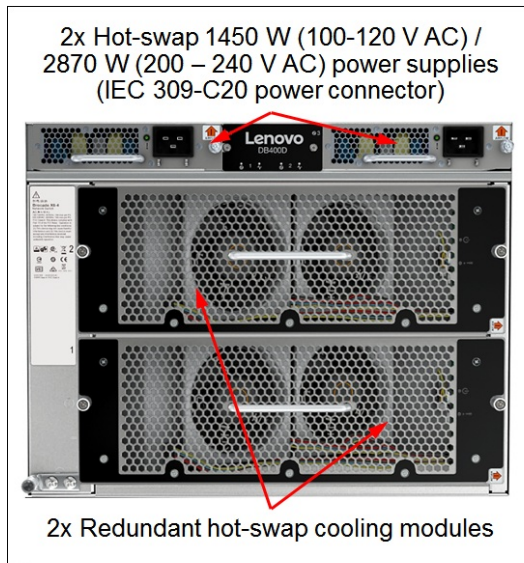


Figure 3. DB400D 32Gb FC SAN Director non-port side view

The non-port side of the DB400D chassis has the following components:

- Two hot-swap power supplies (must be ordered together with the chassis)
- Two hot-swap cooling modules (must be ordered together with the chassis)

The following figure shows the port-side view of the DB800D 32Gb FC SAN Director.

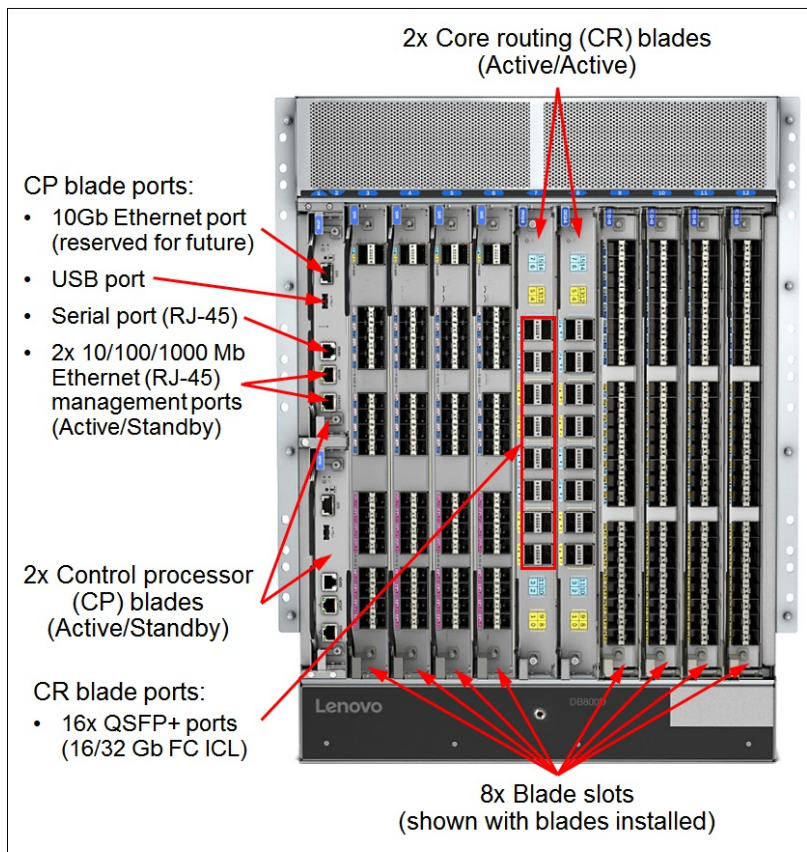


Figure 4. DB800D 32Gb FC SAN Director port-side view



The port side of the DB800D chassis has the following components:

- Two redundant hot-swap active/standby Control Processor blades (CP blades come with the chassis)  
A Control Processor (CP) blade contains the control plane for the device and hosts the Fabric OS that manages all hardware within the device, and it provides the following external connections for device configuration, firmware downloads, service, management, and monitoring functions:

- USB port for firmware download and technical support data
- Serial console RJ-45 port
- 10/100/1000 Mb Ethernet RJ-45 port for device management and configuration
- 10/100/1000 Mb Ethernet RJ-45 port for service
- 10 Gb Ethernet RJ-45 port (reserved for future use)

**Note:** The two 10/100/1000 Mb Ethernet ports are configured in an active/standby pair.

- Two redundant hot-swap active/active Core Routing CR32-8 blades (CR blades come with the chassis)  
Core routing blades contain ASICs that allow switching between up to eight port blades, and each core routing blade provides 192 Fibre Channel backplane ports for port or extension blade connections and 64 front-end FC links that are mapped to 16 QSFP+ ports for inter-chassis links (ICLs).
- Eight hot-swap slots for port blades and extension blades (The chassis comes without port blades or extension blades, see [Blades](#) for ordering information)

The following figure shows the non-port side view of the DB800D 32Gb FC SAN Director.




Figure 5. DB800D 32Gb FC SAN Director non-port side view

The non-port side of the DB800D chassis has the following components:

- Three or four hot-swap power supplies (must be ordered together with the chassis)
- Three hot-swap cooling modules (must be ordered together with the chassis)

The following figure shows the FC32-64 port blade.




Figure 6. FC32-64 port blade

The FC32-64 port blade contains 16 QSFP+/QSFP28 ports can be split out into four Fibre Channel ports capable of speeds up to 32 Gbps or four FCoE ports capable of 10 Gbps or 25 Gbps speeds. Each QSFP+ port is also capable of supporting 40 Gbps FCoE. The FC32-64 port blade enables industry-leading platform density for Gen 6 SAN configurations supporting up to 256 32-Gbps external ports in a single DB400D chassis, and up to 512 32-Gbps external ports in a single DB800D chassis.

The following figure shows the FC32-48 port blade.




Figure 7. FC32-48 port blade

The FC32-48 port blade contains 48 ports capable of Fibre Channel speeds up to 32 Gbps. The FC32-48 port blade enables Gen 6 SAN configurations supporting up to 192 32-Gbps external ports in a single DB400D chassis, and up to 384 32-Gbps external ports in a single DB800D chassis.

The following figure shows the SX6 extension blade.




Figure 8. SX6 extension blade

The SX6 Extension blade is intended as an extension platform to support Fibre Channel, FICON, and IP based storage data flows. Extension features enable you to use the existing IP wide area network (WAN) infrastructure to connect Fibre Channel and IP fabrics. Extension features support applications such as remote data replication (RDR), centralized backup, and data migration over very long distances. Extension tunnels, built on a physical connection between two extension switches or blades, allow Fibre Channel and IP I/O to pass through the IP WAN. The SX6 Extension blade can connect with an SX6 blade in another DB400D or DB800D 32Gb FC SAN Director or with a Brocade 7840 Extension Switch.

## System specifications

The following table lists the ThinkSystem DB400D and DB800D 32Gb FC SAN Director system specifications.

**Note:** The supported hardware options and firmware features listed in this product guide are based on the Fabric OS version 8.2. For details about specific firmware releases that introduced support for certain hardware options and firmware features, refer to the Release notes of the particular firmware release that can be found at:

<http://datacentersupport.lenovo.com/us/en/products/storage/fibre-channel-switches/db400d-fc-switch/6682/downloads>

<http://datacentersupport.lenovo.com/us/en/products/storage/fibre-channel-switches/db800d-fc-switch/6684/downloads>

Table 1. ThinkSystem DB400D and DB800D 32Gb FC SAN Director system specifications

Attribute	Specification	
	DB400D	DB800D
Machine type	6684	6682
Form factor	8U rack mount 9U rack mount with the airflow diversion kit	14U rack mount
Blades	<ul style="list-style-type: none"> <li>● 2x Redundant control processor blades</li> <li>● 2x Redundant CR32-4 core routing blades</li> <li>● 4x slots for port and extension blades:               <ul style="list-style-type: none"> <li>○ Up to 4x FC32-64 port blades</li> <li>○ Up to 4x FC32-48 port blades</li> <li>○ Up to 4x SX6 extension blades</li> </ul> </li> </ul>	<ul style="list-style-type: none"> <li>● 2x Redundant Control processor blades</li> <li>● 2x Redundant CR32-8 core routing blades</li> <li>● 8x slots for port and extension blades:               <ul style="list-style-type: none"> <li>○ Up to 8x FC32-64 port blades</li> <li>○ Up to 8x FC32-48 port blades</li> <li>○ Up to 4x SX6 extension blades</li> </ul> </li> </ul>
Ports	<ul style="list-style-type: none"> <li>● CR32-4 core routing blade:               <ul style="list-style-type: none"> <li>○ 8x 64/128 Gb FC QSFP+ ports</li> </ul> </li> </ul>	<ul style="list-style-type: none"> <li>● CR32-8 core routing blade:               <ul style="list-style-type: none"> <li>○ 16x 64/128 Gb FC QSFP+ ports</li> </ul> </li> </ul>
	<ul style="list-style-type: none"> <li>● FC32-64 port blade:               <ul style="list-style-type: none"> <li>○ 16x QSFP+/QSFP28 ports; each port is capable of:                   <ul style="list-style-type: none"> <li>■ 4x 4/8/16/32 Gb FC; or</li> <li>■ 4x 10 Gb or 4x 25 Gb FCoE; or</li> <li>■ 1x 40 Gb FCoE</li> </ul> </li> </ul> </li> <li>● FC32-48 port blade:               <ul style="list-style-type: none"> <li>○ 48x 4/8/10/16/32 Gb FC SFP+ ports</li> </ul> </li> <li>● SX6 extension blade:               <ul style="list-style-type: none"> <li>○ 16x 4/8/10/16/32 Gb FC SFP+ ports</li> <li>○ 16x 1/10 Gb Ethernet SFP+ ports</li> <li>○ 2x 40 Gb Ethernet QSFP+ ports</li> </ul> </li> </ul>	
Media types	<ul style="list-style-type: none"> <li>● Fibre Channel transceivers:               <ul style="list-style-type: none"> <li>○ 128 Gb (4x 32 Gb, supports 16/32Gb/s) FC QSFP+: short-wavelength (SWL), long-wavelength (LWL).</li> <li>○ 4x 16 Gb (supports 4/8/16 Gb/s) FC QSFP+: SWL, LWL.</li> <li>○ 32 Gb FC SFP+: SWL, LWL.</li> <li>○ 16 Gb FC SFP+: SWL, LWL, extended long-wavelength (ELWL).</li> <li>○ 10 Gb FC SFP+: SWL, LWL.</li> </ul> </li> <li>● Fibre Channel over Ethernet (FCoE) transceivers:               <ul style="list-style-type: none"> <li>○ 100 Gb (4x 25 Gb) FCoE QSFP28: SWL.</li> <li>○ 40 Gb (4x 10 Gb) FCoE QSFP+: SWL.</li> <li>○ 40 Gb BiDi FCoE QSFP+: SWL.</li> </ul> </li> <li>● Ethernet transceivers:               <ul style="list-style-type: none"> <li>○ 40 GbE QSFP+: short-range (SR4), long-range (LR4), extended range (ER4).</li> <li>○ 10 GbE SFP+: short-range (SR), long-range (LR), Dense Wavelength Division Multiplexing (DWDM).</li> <li>○ 1 GbE SFP: short-wavelength (SX), long-wavelength (LX), RJ-45 unshielded twisted pair (UTP).</li> </ul> </li> </ul>	

Attribute	Specification	
	DB400D	DB800D
Port speeds	<ul style="list-style-type: none"> <li>● Fibre Channel transceivers: <ul style="list-style-type: none"> <li>○ 128 Gb (4x 32 Gb) FC SWL QSFP+: 4x 32 Gbps or 4x 16 Gbps.</li> <li>○ 128 Gb (4x 32 Gb) FC LWL QSFP+: 4x 32 Gbps fixed.</li> <li>○ 4x 16 Gb FC QSFP+: 4x 16 Gbps fixed.</li> <li>○ 32 Gb FC SFP+: 32/16/8 Gbps auto-sensing.</li> <li>○ 16 Gb FC SFP+: 16/8/4 Gbps auto-sensing.</li> <li>○ 10 Gb FC SFP+: 10 Gbps fixed.</li> </ul> </li> <li>● Fibre Channel over Ethernet (FCoE) transceivers: <ul style="list-style-type: none"> <li>○ 100 Gb (4x 25 Gb) FCoE QSFP28: 4x 25 Gbps fixed.</li> <li>○ 40 Gb (4x 10 Gb) FCoE QSFP+: 40 Gbps or 4x 10 Gbps.</li> <li>○ 40 Gb BiDi FCoE QSFP+: 40 Gbps fixed.</li> </ul> </li> <li>● Ethernet transceivers: <ul style="list-style-type: none"> <li>○ 40 GbE QSFP+: 40 Gbps fixed</li> <li>○ 10 GbE SFP+: 10 Gbps fixed</li> <li>○ 1 GbE SFP: 1 Gbps fixed</li> </ul> </li> </ul>	
FC port types	<ul style="list-style-type: none"> <li>● FC32-64 port blade: <ul style="list-style-type: none"> <li>○ F_Port, E_Port, VF_Port (FCoE), VE_Port (FCoE), EX_Port (Requires an optional Integrated Routing License), M_Port (Mirror Port), D_Port (Diagnostic Port).</li> </ul> </li> <li>● FC32-48 port blade: <ul style="list-style-type: none"> <li>○ F_Port, E_Port, EX_Port (Requires an optional Integrated Routing License), M_Port (Mirror Port), D_Port (Diagnostic Port).</li> </ul> </li> <li>● SX6 extension blade: <ul style="list-style-type: none"> <li>○ F_Port, FL_Port, E_Port, EX_Port (FC), VE_Port (Ethernet) (EX_Port and VE_Port require an optional Integrated Routing License).</li> </ul> </li> <li>● Core routing blades (CR32-4 and CR32-8): <ul style="list-style-type: none"> <li>○ E_Port, EX_Port (EX_Port requires an optional Integrated Routing License).</li> </ul> </li> </ul>	
Data traffic types	Unicast (Class 2 and Class 3), multicast (Class 3 only), broadcast (Class 3 only).	
Classes of service	Class 2, Class 3, Class F (inter-switch frames).	
Standard features	Full Fabric, Advanced Zoning, Fabric Services, 10 Gb FC, Adaptive Networking, Advanced Diagnostic Tools, Virtual Fabrics, In-flight Compression, In-flight Encryption, ISL Trunking, Fabric Vision, Extended Fabric, FICON CUP (except FC32-64 port blade).	
Optional features	UltraScale Inter-Chassis Links (ICLs), Integrated Routing.	
Architecture	Non-blocking shared memory; passive backplane; redundant active/passive control processor; redundant active/active core switching blades; redundant WWN cards.	
Performance	<ul style="list-style-type: none"> <li>● Slot bandwidth: 1.536 Tbps <ul style="list-style-type: none"> <li>○ FC32-48 port blade, SX6 extension blade: Line-rate performance</li> <li>○ FC32-64 port blade: 1.33 to 1 oversubscription</li> </ul> </li> <li>● Line-rate forwarding of FC traffic: <ul style="list-style-type: none"> <li>○ 4GFC: 4.25 Gbit/sec line speed, full duplex</li> <li>○ 8GFC: 8.5 Gbit/sec line speed, full duplex</li> <li>○ 10GFC: 10.51875 Gbit/sec line speed, full duplex</li> <li>○ 16GFC: 14.025 Gbit/sec line speed, full duplex</li> <li>○ 32GFC: 28.05 Gbit/sec line speed, full duplex</li> </ul> </li> <li>● Cut-through FC switching: <ul style="list-style-type: none"> <li>○ Up to 780 ns port-to-port local switching latency (including FEC)</li> <li>○ Up to 2.6 μs blade-to-blade switching latency (including FEC)</li> </ul> </li> </ul>	
Aggregated throughput	10.24 Tbps	20.48 Tbps



Attribute	Specification	
	DB400D	DB800D
Scalability	<ul style="list-style-type: none"> <li>Maximum number of switches in the fabric: 239</li> <li>Maximum frame size: 2,112-byte payload</li> <li>Maximum number of frame buffers per switching ASIC: 15,360</li> <li>Maximum number of ports per ISL trunk: 8x SFP+</li> <li>Maximum bandwidth per ISL trunk: 256 Gbps</li> <li>Maximum number of ports per UltraScale ICL trunk (CR blades only): 4x QSFP+</li> <li>Maximum bandwidth per UltraScale ICL trunk (CR blades only): 512 Gbps</li> <li>Maximum UltraScale ICL bandwidth per chassis (CR blades only): <ul style="list-style-type: none"> <li>DB400D: 2.048 Tbps</li> <li>DB800D: 4.096 Tbps</li> </ul> </li> <li>Maximum number of chassis in UltraScale ICL multi-chassis configurations: <ul style="list-style-type: none"> <li>Full mesh topology: 9</li> <li>Core-edge topology: 12</li> </ul> </li> <li>Maximum number of ports in UltraScale ICL multi-chassis configurations: <ul style="list-style-type: none"> <li>Full mesh topology: 4,608</li> <li>Core-edge topology: 6,144</li> </ul> </li> </ul>	
Cooling	2x Hot-swap cooling modules required; each module contains two fans. N+1 (3+1) fan redundancy. Non-port side to side vent (default) or non-port to port side (optional) airflow.	3x Hot-swap cooling modules required; each module contains two fans. N+1 (5+1) fan redundancy. Non-port to port side airflow.
Power supply type	1450 W (100 - 120 V AC) / 2870 W (200 - 240 V AC) hot-swap power supply (IEC 309-C20 connector).	
Power supply quantity	2 required	3 required; 4 maximum
Hot-swap parts	Blades, SFP+/QSFP+ transceivers, power supplies, cooling modules.	
Management ports	Per control processor blade: <ul style="list-style-type: none"> <li>2x 10/100/1000 Mb Ethernet ports (UTP, RJ-45); 1x RS-232 port (RJ-45); 1x USB port (for additional firmware/log/configuration files storage; requires a supported USB memory key).</li> </ul> In-band management over Fibre Channel is supported.	
Management interfaces	Web-based GUI (Web Tools); Command Line Interface (CLI); SMI-S; SNMP; REST API. Optional Brocade SANnav Management Portal and SANnav Global View, or Brocade Network Advisor.	
Security features	Secure Socket Layer (SSL); Secure Shell (SSH); Secure Copy (SCP); Secure FTP (SFTP); user level security, Role-based Access Control (RBAC); LDAP, RADIUS, and TACACS+ authentication; access control lists (ACLs)	
Hardware warranty	One-year customer-replaceable unit limited warranty with 9x5 next business day parts delivered.	
Service and support	Optional service upgrades are available through Lenovo Services: 9x5 next business day onsite response, 24x7 2-hour or 4-hour onsite response, 24x7 6-hour or 24-hour committed service repair, up to 5 years of warranty coverage, and 1-year or 2-year post-warranty extensions.	
Firmware entitlement	One-year (DB400D and DB800D Models HC2) or three-year (DB400D and DB800D Models HC1) firmware entitlement and support license is included. Optional one- and two-year firmware support extension licenses are available from Lenovo for DB400D and DB800D Models HC1. Firmware entitlement extension licenses for DB400D and DB800D Models HC2 are included in the warranty service upgrades for DB400D and DB800D Models HC2.	
Dimensions	<ul style="list-style-type: none"> <li>Height: 345 mm (13.6 in.)</li> <li>Width: 437 mm (17.2 in.)</li> <li>Depth: 611 mm (24.0 in.)</li> </ul>	<ul style="list-style-type: none"> <li>Height: 612 mm (24.1 in.)</li> <li>Width: 437 mm (17.2 in.)</li> <li>Depth: 611 mm (24.0 in.)</li> </ul>
Weight	<ul style="list-style-type: none"> <li>Empty: 24.5 kg (54.0 lb)</li> <li>Fully configured: 69.0 kg (152.0 lb).</li> </ul>	<ul style="list-style-type: none"> <li>Empty: 35.6 kg (78.5 lb)</li> <li>Fully configured: 145.8 kg (321.5 lb).</li> </ul>

## Models

The following table lists the DB400D and DB800D 32Gb FC SAN Director models.

**Withdrawn:** All models are now withdrawn from marketing

Table 2. DB400D and DB800D 32Gb FC SAN Director models

Description	Part number	Machine Type-Model	Feature code
Lenovo ThinkSystem DB400D 32Gb FC Director, ENT. Feature set, 4 Blade slots, 8U, 1Yr FW	6684D2A	6684HC2	B4QH
Lenovo ThinkSystem DB400D 32Gb FC Director, ENT. Feature set, 4 Blade slots, 8U, 3Yr FW	6684B2A	6684HC1	AVK7
Lenovo ThinkSystem DB800D 32Gb FC Director, ENT. Feature set, 8 Blade slots, 14U, 1Yr FW	6682D1A	6682HC2	B4QG
Lenovo ThinkSystem DB800D 32Gb FC Director, ENT. Feature set, 8 Blade slots, 14U, 3Yr FW	6682B1A	6682HC1	AVGJ

The DB400D and DB800D 32Gb FC SAN Director part numbers include the following items:

- One 32 Gb FC Director chassis that contains the following components:
  - Two control blades
  - Two core routing blades
- Chassis door
- Serial cable (DB-9/RJ-45 to RJ-45)
- Power cord retainer clips
- Cable management assembly
- Adjustable rack mount kit
- Ground lug kit
- Online Documentation web pointer card
- SANNav web pointer card

### Configuration notes:

- The ThinkSystem DB400D and DB800D models come standard without port or extension blades; they should be ordered for the director model (See [Blades](#) for details).
- The ThinkSystem DB400D and DB800D models come standard without fan modules and power supplies; at least a minimum quantity required must be ordered together with the director model (See [Cooling and Power supplies and cables](#) for details).
- The ThinkSystem DB400D and DB800D models come standard without power cords; they must be ordered together with the director model (see [Power supplies and cables](#) for details).

## Blades

The DB400D and DB800D 32Gb FC SAN Directors support the port and extension blade options that are listed in the following table.

Table 3. Port and extension blades

Description	Part number	Feature code	Quantity	
			DB400D	DB800D
Port blades (for Models HC1 and HC2)				
Lenovo Gen 6 Port Blade FC32-48 (no transceivers)	01KN845	AVGT	4	8
Lenovo Gen 6 Port Blade FC32-48 (48 transceivers, 32Gbps)	01KN848	AVGU	4	8
Lenovo Gen 6 Port Blade FC32-64 (8 4x32Gb QSFP+ transceivers)	4M27A09985	B26X	4	8
Extension blades (for Model HC1)				
Lenovo SX6 FC-IP SAN Extension Blade + 16 32Gb SWL SFPs	01KN850	AVGV	4	4
Lenovo SX6 FC-IP SAN Extension Blade + 16 32Gb LWL SFPs	01KN854	AVGW	4	4
Extension blades (for Model HC2)				
Lenovo SX6 FC-IP SAN Extension Blade + 16 32Gb SWL SFPs, 1YR	4M27A14145	B5Z7	4	4
Lenovo SX6 FC-IP SAN Extension Blade + 16 32Gb LWL SFPs, 1YR	4M27A14146	B5Z8	4	4

Port and extension blades come standard with all ports activated, and certain part numbers also include transceivers. Additional transceivers and cables can be ordered, if required (See [Transceivers and cables](#) for details).

## Transceivers and cables

With the flexibility of the DB400D and DB800D 32Gb FC SAN Directors, customers can choose the following connectivity technologies:

- SFP+ ports on the FC32-48 port blade and SX6 extension blade
  - For 32 Gb FC links, customers can use 32 Gb FC SFP+ SW optical transceivers for distances up to 100 meters on OM4 or up to 70 meters on OM3 50 μ multimode fiber (MMF) optic cables. For longer distances, the 32 Gb FC LW SFP+ optical transceivers can support up to 10 kilometers on 9 μ single-mode fiber (SMF) optic cables.
  - For 16 Gb FC links, customers can use 16 Gb FC SFP+ SW optical transceivers for distances up to 125 meters on OM4 or up to 100 meters on OM3 50 μ MMF cables. For longer distances, the 16 Gb FC LW SFP+ optical transceivers can support up to 10 kilometers on 9 μ SMF cables. For extended distances, the 16 Gb FC ELW SFP+ optical transceivers can support up to 25 kilometers on 9 μ SMF cables.
  - For 10 Gb FC links, customers can use 10 Gb FC SFP+ SW transceivers for distances up to 550 meters on OM4 or up to 300 meters on OM3 50 μ MMF cables, or 10 Gb FC SFP+ LW transceivers for distances up to 10 km on 9 μ SMF cables. 10 Gb FC operations allow metro connectivity by directly utilizing a fiber optic cable between sites or by creating multiple channels on an optical cable between sites, utilizing Wave Division Multiplexing (WDM) technology.
- QSFP+/QSFP28 ports on the FC32-64 port blade
  - For 32 Gb FC links, customers can use the 128 Gb (4x 32 Gbps) SWL QSFP+ Transceiver with OM4 MMF MPO-4xLC breakout cables for distances up to 100 meters or OM3 MMF MPO-4xLC breakout cables for distances up to 70 meters. For longer-distance ISL links, the 128 Gb (4x 32 Gbps) FC LWL QSFP+ optical transceivers can support up to 2 kilometers on 9 μ SMF cables.

- For 16 Gb FC links, customers can use MMF MPO-4xLC breakout cables with the following transceivers:
  - 128 Gb (4x 32 Gb) QSFP+ SWL optical transceivers running at 4x 16 Gb speeds for distances up to 125 meters on OM4 or up to 100 meters on OM3 MMF cables.
  - 4x 16 Gb FC QSFP+ SWL optical transceivers for distances up to 100 meters on OM4 or up to 66 meters on OM3 MMF cables.
- For 40 Gb FCoE links, customers can use the 40 Gb SR4 QSFP+ bi-directional transceivers or 40 Gb (4x 10 Gbps) SR4 QSFP+ transceivers for distances up to 100 meters on OM3 or up to 150 meters on OM4 MMF cables.
- For 25 Gb FCoE links, customers can use the 100 Gb (4x 25 Gbps) QSFP28 SR4 transceiver for distances up to 70 meters on OM3 or up to 100 meters on OM4 MMF MPO-4xLC breakout cables.
- For 10 Gb FCoE links, customers can use the 40 Gb (4x 10 Gbps) SR4 QSFP+ transceivers for distances up to 100 meters on OM3 or up to 150 meters on OM4 MMF MPO-4xLC breakout cables.
- QSFP+ ports on the core routing blades:
  - For 128 Gb FC inter-chassis links for connectivity between the DB400D or DB800D 32Gb FC Directors, customers can use 128 Gb (4x 32 Gb) FC QSFP+ SW optical transceivers for distances up to 100 meters on OM4 or up to 70 meters on OM3 50  $\mu$  MMF cables.
 

**Note:** ICL trunks are formed automatically with corresponding 32 Gbps ports on different QSFP+ transceivers (ICL trunks cannot be formed with the 4x 32 Gbps ports on the same QSFP+ transceiver), and the trunking license is not required.
  - For 64 Gb FC inter-chassis links for connectivity between the DB400D or DB800D 32Gb FC Directors and Brocade DCX 8510 Backbones, customers can use the following transceivers:
    - 128 Gb (4x 32 Gb) QSFP+ SWL v2 optical transceivers running at 4x 16 Gb speeds for distances up to 125 meters on OM4 or up to 100 meters on OM3 50  $\mu$  MMF cables.
    - 4x 16 Gb FC QSFP+ SWL optical transceivers for distances up to 100 meters on OM4 or up to 66 meters on OM3 50  $\mu$  MMF cables.
    - 4x 16 Gb FC QSFP+ LWL optical transceivers for distances up to 2 kilometers on parallel 9  $\mu$  SMF cables.

**Note:** ICL trunks are formed automatically with corresponding 16 Gbps ports on different QSFP+ transceivers (ICL trunks cannot be formed with the 4x 16 Gbps ports on the same QSFP+ transceiver), and the trunking license is not required.
- 1/10 GbE SFP+ and 40 GbE QSFP+ ports on extension blades allow connection to IP WANs and allow Fibre Channel and IP I/O traffic to pass through the IP WAN through extension tunnels.
  - For 1 GbE links, customers can use RJ-45 SFP transceivers with UTP cables up to 100 meters. Customers that need longer distances can use a 1000BASE-SX transceiver, which can drive distances up to 220 meters with 62.5  $\mu$  OM1 and up to 550 meters on 50  $\mu$  OM2 MMF cables, or the 1000BASE-LX transceivers that support distances up to 10 kilometers on 9  $\mu$  SMF cables.
  - For 10 GbE links, customers can use a 10GBASE-SR transceiver that supports distances up to 300 meters on OM3 or up to 400 meters on OM4 50  $\mu$  MMF cables. For longer distances, the 10GBASE-LR transceivers can support distances up to 10 kilometers on 9  $\mu$  SMF cables. For distances up to 80 km, customers can use the 10GBASE-ZRD Tunable DWDM optical transceiver on 9  $\mu$  SMF cables.
  - For 40 GbE links, customers can use the 40GBASE-SR4 QSFP+ transceivers for distances up to 100 meters on OM3 or up to 150 meters on OM4 50  $\mu$  MMF cables. For longer distances, the 40GBASE-LR4 transceivers can support distances up to 10 kilometers on 9  $\mu$  SMF cables. For extended distances, the 40GBASE-ER4 transceivers can support distances up to 40 kilometers on 9  $\mu$  SMF cables.
- 1 GbE RJ-45 management ports on control processor blades: Customers can use UTP cables for distances up to 100 meters.

The FC32-64 port blades come standard with 8x 128 Gb (4x 32 Gbps) SWL QSFP+ transceivers. The FC32-48 port blades come standard with or without 48x 32 Gb FC SWL SFP+ transceivers. The SX6 extension blades come standard with 16x 32 Gb FC SWL or LWL SFP+ transceivers. The optional ICL bundles include 8x or 16x 128 Gb FC or 64 Gb FC QSFP+ transceivers. Additional Fibre Channel or Ethernet SFP+ and QSFP+/QSFP28 transceivers can be ordered, if required.

The following table lists the supported SFP+ and QSFP+/QSFP28 transceiver options and optical cables.

**Brocade secure transceivers:** These new transceivers have features to ensure that you are using genuine Brocade components to maximize performance and reliability and to help avoid issues related to counterfeit products.

Table 4. SFP+ and QSFP+/QSFP28 transceivers and optical cables

Description	Part number	Feature code	Maximum quantity supported							
			Per blade					Per chassis		
			FC32-48	FC32-64	SX6	CR32-4	CR32-8	DB400D	DB800D	
<b>QSFP+ FC transceivers</b>										
Brocade Secure 128Gb (4x 32Gb) SWL QSFP+	4M27A65422	BF6G	-	16	-	8	16	80	160	
Brocade 128Gb (4x32Gbps) SWL QSFP+ Transceiver v2	4M27A08820	B145	-	16	-	8	16	80	160	
Brocade 128Gb (4x32Gbps) 2KM QSFP+ Transceiver	4M27A09986	B26T	-	16	-	8	16	80	160	
Brocade 4x16Gb FC-Compliant SWL QSFP+ Transceiver	01KN805	AVGH	-	16	-	8	16	80	160	
Brocade 4x16Gbps 2km LWL QSFP+ Transceiver	01KN809	AVGK	-	-	-	8	16	16	32	
<b>QSFP+/QSFP28 FCoE transceivers</b>										
Brocade 100Gb (4x25GbE) QSFP28 SR4 FCoE Transceiver	4M27A09989	B26W	-	16	-	-	-	64	128	
Brocade 40Gb (4x10GbE) QSFP+ SR4 FCoE Transceiver	4M27A09987	B26U	-	16	-	-	-	64	128	
Brocade 40Gb QSFP+ SR4 FCoE Transceiver, BiDi	4M27A09988	B26V	-	16	-	-	-	64	128	
<b>32 Gb FC SFP+ transceivers</b>										
Brocade Secure 32Gb SWL SFP+ Transceiver	4M27A65416	BF69	48	-	16	-	-	192	384	
Brocade Secure 32Gb SWL SFP+ Transceiver (8-pack)	4M27A65417	BF6A	6	-	2	-	-	24	48	
Brocade Secure 32Gb LWL SFP+ Transceiver	4M27A65418	BF6B	48	-	16	-	-	192	384	
Brocade Secure 32Gb LWL SFP+ Transceiver (8-pack)	4M27A65419	BF6C	6	-	2	-	-	24	48	
Brocade Secure 32Gb ELWL SFP+ (25 km)	4M27A65424	BF6D	48	-	16	-	-	192	384	
Brocade 32Gb SWL SFP+ Transceiver	01KN789	AVGC	48	-	16	-	-	192	384	
Brocade 32Gb SWL SFP+ Transceiver (8-pack)	01KN793	AVGD	6	-	2	-	-	24	48	
Brocade 32Gb LWL SFP+ Transceiver	01KN795	AVGE	48	-	16	-	-	192	384	
Brocade 32Gb LWL SFP+ Transceiver (8-pack)	01KN799	AVGF	6	-	2	-	-	24	48	
<b>16 Gb FC SFP+ transceivers</b>										
Brocade Secure 16Gb SWL SFP+	4M27A65411	BF64	48	-	16	-	-	192	384	
Brocade Secure 16Gb SWL SFP+ 8-pack	4M27A65412	BF65	6	-	2	-	-	24	48	
Brocade Secure 16Gb LWL SFP+ (10 km)	4M27A65413	BF66	48	-	16	-	-	192	384	
Brocade Secure 16Gb LWL SFP+ (10 km) 8pk	4M27A65414	BF67	6	-	2	-	-	24	48	
Brocade Secure 16Gb ELWL SFP+ (25 km)	4M27A65415	BF68	48	-	16	-	-	192	384	
Brocade 16Gb SWL SFP+ Optical Transceiver	88Y6393	A22R	48	-	16	-	-	192	384	
Brocade 16Gb 10km LWL SFP+ Transceiver	00MY768	ASK2	48	-	16	-	-	192	384	
Brocade 16Gb 25km ELWL SFP+ Transceiver	00MY770	ASK3	48	-	16	-	-	192	384	
<b>10 Gb FC SFP+ transceivers</b>										
Brocade Secure 10Gb FC LWL SFP+	4M27A65420	BF6E	48	-	16	-	-	192	384	
Brocade Secure 10Gb FC SWL SFP+	4M27A65421	BF6F	48	-	16	-	-	192	384	
Brocade 10Gb FC SWL SFP+ Transceiver	00YH933	ATSY	48	-	16	-	-	192	384	



Description	Part number	Feature code	Maximum quantity supported							
			Per blade				Per chassis			
			FC32-48	FC32-64	SX6	CR32-4	CR32-8	DB400D	DB800D	
Brocade 10Gb FC LWL SFP+ Transceiver	00YH929	AT SX	48	-	16	-	-	192	384	
40 Gb Ethernet QSFP+ transceivers										
Brocade 40Gb QSFP+ SR4 Optical Transceiver	01KN813	AVGL	-	-	2	-	-	8	8	
Brocade 40Gb QSFP+ LR4 Optical Transceiver	01KN817	AVGM	-	-	2	-	-	8	8	
Brocade 40Gb QSFP+ ER4 Optical Transceiver	01KN821	AVGN	-	-	2	-	-	8	8	
10 Gb Ethernet SFP+ transceivers										
Brocade 10Gb SFP+ SR Optical Transceiver	49Y4216	0069	-	-	16	-	-	64	64	
Brocade 10Gb SFP+ LR Optical Transceiver	95Y0540	A3AB	-	-	16	-	-	64	64	
Brocade 10GBASE-ZRD DWDM 80km SFP+ Transceiver	01KN837	AVGS	-	-	16	-	-	64	64	
1 Gb Ethernet SFP transceivers										
Brocade 1000BASE-SX SFP Transceiver	01KN825	AVGP	-	-	16	-	-	64	64	
Brocade 1000BASE-LX SFP Transceiver	01KN829	AVGQ	-	-	16	-	-	64	64	
Brocade 1000BASE-T SFP Transceiver	01KN833	AVGR	-	-	16	-	-	64	64	
Optical cables for 128 Gb v2 / 4x16 Gb FC SWL, 40 Gb SR4 FCoE, and 40 GbE SR4 QSFP+ transceivers										
Lenovo 10m QSFP+ MPO-MPO OM3 MMF Cable	00VX003	AT2U	-	16	2	8	16	80	160	
Lenovo 30m QSFP+ MPO-MPO OM3 MMF Cable	00VX005	AT2V	-	16	2	8	16	80	160	
Optical breakout cables for 128 Gb v2 / 4x16 Gb FC SWL, 100 Gb / 40 Gb SR4 FCoE, and 40 GbE SR4 transceivers										
Lenovo 1m MPO-4xLC OM3 MMF Breakout Cable	00FM412	A5UA	-	16	2	8	16	80	160	
Lenovo 3m MPO-4xLC OM3 MMF Breakout Cable	00FM413	A5UB	-	16	2	8	16	80	160	
Lenovo 5m MPO-4xLC OM3 MMF Breakout Cable	00FM414	A5UC	-	16	2	8	16	80	160	
OM3 optical cables for 16 Gb FC SWL, 32 Gb FC SWL, 40 Gb SR4 FCoE BiDi, and 1/10 GbE SFP+ transceivers										
Lenovo 0.5m LC-LC OM3 MMF Cable	00MN499	ASR5	48	16	16	-	-	192	384	
Lenovo 1m LC-LC OM3 MMF Cable	00MN502	ASR6	48	16	16	-	-	192	384	
Lenovo 3m LC-LC OM3 MMF Cable	00MN505	ASR7	48	16	16	-	-	192	384	
Lenovo 5m LC-LC OM3 MMF Cable	00MN508	ASR8	48	16	16	-	-	192	384	
Lenovo 10m LC-LC OM3 MMF Cable	00MN511	ASR9	48	16	16	-	-	192	384	
Lenovo 15m LC-LC OM3 MMF Cable	00MN514	ASRA	48	16	16	-	-	192	384	
Lenovo 25m LC-LC OM3 MMF Cable	00MN517	ASRB	48	16	16	-	-	192	384	
Lenovo 30m LC-LC OM3 MMF Cable	00MN520	ASRC	48	16	16	-	-	192	384	
OM4 optical cables for 16 Gb FC SWL, 32 Gb FC SWL, 40 Gb SR4 FCoE BiDi, and 1/10 GbE SFP+ transceivers										
Lenovo 0.5m LC-LC OM4 MMF Cable	4Z57A10845	B2P9	48	16	16	-	-	192	384	
Lenovo 1m LC-LC OM4 MMF Cable	4Z57A10846	B2PA	48	16	16	-	-	192	384	
Lenovo 3m LC-LC OM4 MMF Cable	4Z57A10847	B2PB	48	16	16	-	-	192	384	
Lenovo 5m LC-LC OM4 MMF Cable	4Z57A10848	B2PC	48	16	16	-	-	192	384	
Lenovo 10m LC-LC OM4 MMF Cable	4Z57A10849	B2PD	48	16	16	-	-	192	384	
Lenovo 15m LC-LC OM4 MMF Cable	4Z57A10850	B2PE	48	16	16	-	-	192	384	
Lenovo 25m LC-LC OM4 MMF Cable	4Z57A10851	B2PF	48	16	16	-	-	192	384	
Lenovo 30m LC-LC OM4 MMF Cable	4Z57A10852	B2PG	48	16	16	-	-	192	384	
UTP Category 6 cables (Green) for 1 GbE RJ-45 SFP transceivers and management ports										
0.75m CAT6 Green Cable	00WE123	AVFW	-	-	16	2	2	68	68	

Description	Part number	Feature code	Maximum quantity supported							
			Per blade				Per chassis			
			FC32-48	FC32-64	SX6	CR32-4	CR32-8	DB400D	DB800D	
1.0m CAT6 Green Cable	00WE127	AVFX	-	-	16	2	2	68	68	
1.25m CAT6 Green Cable	00WE131	AVFY	-	-	16	2	2	68	68	
1.5m CAT6 Green Cable	00WE135	AVFZ	-	-	16	2	2	68	68	
3m CAT6 Green Cable	00WE139	AVG0	-	-	16	2	2	68	68	
10m CAT6 Green Cable	90Y3718	A1MT	-	-	16	2	2	68	68	
25m CAT6 Green Cable	90Y3727	A1MW	-	-	16	2	2	68	68	
UTP Category 6 cables (Blue) for 1 GbE RJ-45 SFP transceivers and management ports										
0.6m Blue Cat5e Cable	40K5679	3801	-	-	16	2	2	68	68	
1.5m Blue Cat5e Cable	40K8785	3802	-	-	16	2	2	68	68	
3m Blue Cat5e Cable	40K5581	3803	-	-	16	2	2	68	68	
10m Blue Cat5e Cable	40K8927	3804	-	-	16	2	2	68	68	
25m Blue Cat5e Cable	40K8930	3805	-	-	16	2	2	68	68	

The following table lists the cabling requirements for the directors.

Table 5. DB400D and DB800D 32Gb FC SAN Director cabling requirements

Transceiver	Standard	Cable	Connector
128 Gb (4x 32 Gb) Fibre Channel			
128 Gb (4x 32 Gb) FC SWL QSFP+ v2 (4M27A08820)	FC-PI-6	Up to 30 m with MPO-MPO MMF cables or up to 5 m with MPO-4xLC MMF breakout cables supplied by Lenovo (see Table 4).  850 nm 50 µ MPO-MPO MMF cable: <ul style="list-style-type: none"> <li>• 32GFC: Up to 100 m (OM4) or up to 70 m (OM3).</li> <li>• 16GFC: Up to 125 m (OM4) or up to 100 m (OM3).</li> </ul>	MPO
128 Gb (4x 32 Gb) FC 2km LWL QSFP+ (4M27A09986)	FC-PI-6	32GFC: 1310 nm 9 µ LC-LC SMF cable up to 2 km.	LC
64 Gb (4x 16 Gb) Fibre Channel			
4x 16 Gb FC SWL QSFP+ (01KN805)	FC-PI-5	Up to 30 m with MPO-MPO MMF cables or up to 5 m with MPO-4xLC MMF breakout cables supplied by Lenovo (see Table 4).  16GFC: 850 nm 50 µ MPO-MPO MMF cable up to 100 m (OM4) or up to 66 m (OM3).	MPO
4x 16 Gb FC LWL QSFP+ (01KN809)	FC-PI-5	16GFC: Parallel 1310 nm 9 µ MPO-MPO SMF cables up to 2 km.	MPO
32 Gb Fibre Channel			
32 Gb FC SWL SFP+ (01KN789, 01KN793)	FC-PI-6	Up to 30 m with LC-LC MMF cables supplied by Lenovo (see Table 4).  850 nm 50 µ LC-LC MMF cable: <ul style="list-style-type: none"> <li>• 32GFC: Up to 100 m (OM4) or up to 70 m (OM3).</li> <li>• 16GFC: Up to 125 m (OM4) or up to 100 m (OM3).</li> <li>• 8GFC: Up to 190 m (OM4) or up to 150 m (OM3).</li> </ul>	LC
32 Gb FC LWL SFP+ (01KN795, 01KN799)	FC-PI-6	32GFC, 16GFC, 8GFC: 1310 nm 9 µ SMF cable up to 10 km.	LC

Transceiver	Standard	Cable	Connector
<b>16 Gb Fibre Channel</b>			
16 Gb FC LWL SFP+ (00MY768)	FC-PI-5	1310 nm 9 $\mu$ SMF cable: <ul style="list-style-type: none"> <li>• 16GFC, 8GFC: Up to 10 km.</li> <li>• 4GFC: Up to 30 km.</li> </ul>	LC
16 Gb FC SWL SFP+ (88Y6393)	FC-PI-5	Up to 30 m with LC-LC MMF cables supplied by Lenovo (see Table 4).  850 nm 50 $\mu$ LC-LC MMF cable: <ul style="list-style-type: none"> <li>• 16GFC: Up to 125 m (OM4) or up to 100 m (OM3).</li> <li>• 8GFC: Up to 190 m (OM4) or up to 150 m (OM3).</li> <li>• 4GFC: Up to 400 m (OM4) or up to 380 m (OM3).</li> </ul>	LC
16 Gb FC ELWL SFP+ (00MY770)	FC-PI-5	16GFC: 1310 nm 9 $\mu$ SMF cable up to 25 km.	LC
<b>10 Gb Fibre Channel</b>			
10 Gb FC SWL SFP+ (00YH933)	FC-10GFC	10GFC: 850 nm 50 $\mu$ LC-LC MMF cable up to 550 m (OM4) or up to 300 m (OM3).	LC
10 Gb FC LWL SFP+ (00YH929)	FC-10GFC	10GFC: 1310 nm 9 $\mu$ SMF cable up to 10 km.	LC
<b>100 Gb (4x 25 Gb) Fibre Channel over Ethernet</b>			
100Gb (4x25Gb) SR4 QSFP28 (4M27A09989)	100GBASE-SR4	Up to 5 m with MPO-4xLC MMF breakout cables supplied by Lenovo (see Table 4).  850 nm 50 $\mu$ MPO-4xLC MMF breakout cable up to 70 m (OM3) or up to 100 m (OM4).	MPO
<b>40 Gb Fibre Channel over Ethernet</b>			
40Gb (4x10Gb) SR4 QSFP+ (4M27A09987)	40GBASE-SR4	Up to 30 m with MPO-MPO MMF cables or up to 5 m with MPO-4xLC MMF breakout cables supplied by Lenovo (see Table 4).  850 nm 50 $\mu$ MPO-MPO MMF cable or MPO-4xLC MMF breakout cable up to 100 m (OM3) or up to 150 m (OM4).	MPO
40Gb SR QSFP+ BiDi (4M27A09988)	40GBASE-SR BiDi	Up to 30 m with LC-LC MMF cables supplied by Lenovo (see Table 4).  850 nm 50 $\mu$ LC-LC MMF cable up to 100 m (OM3) or up to 150 m (OM4).	LC
<b>40 Gb Ethernet</b>			
40 GbE SR4 QSFP+ (01KN813)	40GBASE-SR4	Up to 30 m with MPO-MPO MMF cables or up to 5 m with MPO-4xLC MMF breakout cables supplied by Lenovo (see Table 4).  850 nm 50 $\mu$ MPO-MPO MMF cable or MPO-4xLC MMF breakout cable up to 100 m (OM3) or up to 150 m (OM4).	MPO
40 GbE LR4 QSFP+ (01KN817)	40GBASE-LR4	1310 nm 9 $\mu$ SMF cable up to 10 km.	LC
40 GbE ER4 QSFP+ (01KN821)	40GBASE-ER4	1310 nm 9 $\mu$ SMF cable up to 40 km.	LC
<b>10 Gb Ethernet</b>			
10 GbE SR SFP+ (49Y4216)	10GBASE-SR	Up to 30 m with LC-LC MMF cables supplied by Lenovo (see Table 4).  850 nm 50 $\mu$ LC-LC MMF cable up to 400 m (OM4) or up to 300 m (OM3).	LC
10 GbE LR SFP+ (95Y0540)	10GBASE-LR	1310 nm 9 $\mu$ SMF cable up to 10 km.	LC

Transceiver	Standard	Cable	Connector
10 GbE DWDM SFP+ (01KN837)	10GBASE-ZRD	1550 nm 9 $\mu$ SMF cable up to 80 m.	LC
<b>1 Gb Ethernet</b>			
1 GbE SX SFP (01KN825)	1000BASE-SX	Up to 30 m with LC-LC MMF cables supplied by Lenovo (see Table 4). 850 nm 50 $\mu$ LC-LC MMF cable up to 550 m.	LC
1 GbE LX SFP (01KN829)	1000BASE-LX	1310 nm 9 $\mu$ SMF cable up to 10 km.	LC
1 GbE RJ-45 SFP (01KN833)	1000BASE-T	UTP Category 5, 5E, or 6 up to 100 meters.	RJ-45
<b>Management ports</b>			
10/100/1000 Mb Ethernet port	1000BASE-T	Up to 25 m with UTP cables supplied by Lenovo (see Table 4). UTP Category 5, 5E, or 6 up to 100 meters.	RJ-45
Serial port	RS-232	DB-9/RJ-45-to-RJ-45 console cable (comes with the director).	RJ-45

## Firmware

For details on the latest features supported with the DB400D & DB800D FC SAN Directors, see the Administration Guide for the latest available Fabric OS version 9.0 and above:

<https://www.broadcom.com/products/fibre-channel-networking/software/fabric-operating-system>

The following optional features are available for the Lenovo FC SAN Directors:

- UltraScale Inter-Chassis Link (ICL): Allows to interconnect up to 9 (full-mesh) or 12 (core-edge) ThinkSystem DB400D or DB800D, or a combination of both, or connect ThinkSystem DB400D or DB800D to Brocade DCX 8510 Backbones by using the QSFP+ ports on the core routing blades.
- Integrated Routing: The FC-FC routing service provides Fibre Channel routing between two or more fabrics without merging those fabrics.

The following table lists ordering information for the optional features and bundles for the DB400D and DB800D 32Gb FC SAN Directors Models HC1.

Table 6. Optional features and bundles for DB400D and DB800D Models HC1

Description	Part number	Feature code	Maximum quantity supported
<b>Paper authorization licenses for ThinkSystem DB400D and DB800D</b>			
Lenovo DB400D/DB800D S/W, Integrated Routing	01KN889	AVH3	1
<b>License and transceiver bundles for ThinkSystem DB400D</b>			
Gen 6 ICL SW License + 8x (4x32Gbps) v2 QSFPs for DB400D	4M27A08822	B147	2
Gen 5 ICL SW License + 8x (4x16Gb) 2km QSFPs for DB400D	01KN871	AVKA	2
<b>License and transceiver bundles for ThinkSystem DB800D</b>			
Gen 6 ICL SW License + 16x (4x32Gbps) v2 QSFPs for DB800D	4M27A08821	B146	2
Gen 5 ICL SW License + 8x (4x16Gb) 2km QSFPs for DB800D	01KN859	AVH0	2

The following table lists ordering information for the optional features and bundles for the DB400D and DB800D 32Gb FC SAN Directors Models HC1 and HC2.

Table 7. Optional features and bundles for DB400D and DB800D Model s HC1 and HC2

Description	Part number	Feature code	Maximum quantity supported
Electronic authorization bundles and licenses for ThinkSystem DB400D and DB800D			
Lenovo DB400D/DB800D Integrated Routing	7S0C000KWW	B3EK	1
License and transceiver bundles for ThinkSystem DB400D			
Gen 6 ICL SW 8-port License + 8x (4x32Gbps) QSFPs V2 for DB400D	4M27A14149	B5AC	2
Gen 6 ICL SW 8-port License + 8x (4x32Gbps) 2km QSFP for DB400D	4M27A14152	B5AF	2
Gen 5 ICL SW 8-port License + 8x (4x16Gbps) 2km QSFPs for DB400D	4M27A14150	B5AD	2
License and transceiver bundles for ThinkSystem DB800D			
Gen 6 ICL 16-port License + 16x (4x32Gbps) QSFPs V2 for DB800D	4M27A14148	B5AB	2
Gen 6 ICL SW 16-port License + 8x (4x32Gbps) 2km QSFP for DB800D	4M27A14151	B5AE	2
Gen 5 ICL 16-port License + 8x (4x16Gbps) 2km QSFPs for DB800D	4M27A14147	B5AA	2

Each Inter-Chassis Link (ICL) bundle includes Port on Demand (POD) licenses to activate a half of available QSFP+ ports on both CR blades in the chassis, that is, each ICL license activates four ports on each CR32-4 blade in the DB400D chassis and eight ports on each CR32-8 blade in the DB800D chassis.

Each ICL bundle also includes 8 (the DB400D bundles and the DB800D 2km QSFPs bundle) or 16 (the DB800D bundles excluding the 2km QSFPs bundles) QSFP+ transceivers to populate the activated ports.

The firmware entitlement is included in the warranty service upgrades for DB400D Model HC2 and DB800D Model HC2.

The Integrated Routing feature (7S0C000KWW) comes with its own 1-year firmware support entitlement. The options to extend entitlement for additional years of firmware support for the Integrated Routing feature are listed in the following table.

Table 8. Firmware support extension options for Integrated Routing

Description	Part number	Feature code
Lenovo DB400D/DB800D Integrated Routing Support Extension, 2-Years	7S0C000SWW	S0FA
Lenovo DB400D/DB800D Integrated Routing Support Extension, 4-Years	7S0C000ZWW	S0FH

## Management software

Lenovo offers optional Brocade SANnav™ Management Portal and SANnav Global View software license subscriptions that provide comprehensive visibility into the SAN environment, allow administrators to quickly identify, isolate, and correct problems, and accelerate administrative tasks by simplifying and automating workflows.

SANnav Management Portal is a next-generation SAN management application with a simple browser-based user interface (UI) and with a focus on streamlining common workflows, such as configuration, zoning, deployment, monitoring, troubleshooting, reporting, and analytics.

Lenovo offers the following SANnav Management Portal subscriptions:

- SANnav Management Portal Base: Designed for mid-sized SANs to manage up to 600 SAN switch ports only (SAN director ports can only be managed with the Enterprise edition).
- SANnav Management Portal Enterprise: Designed for enterprise-class SANs to manage up to 15,000 SAN switch and director ports.



SANnav Management Portal supports all Brocade SAN switches and platforms that run the Fabric OS® version 7.4 or above, including Lenovo B300, B6505, B6510, DB610S, DB620S, DB630S, DB400D, DB710S, DB720S, DB730S, DB800D, Brocade Directors, and FC5022.

With SANnav Global View, administrators can quickly visualize the health, performance, and inventory of multiple SANnav Management Portal instances using a simple, intelligent dashboard and can easily navigate from a global view down to local environments to investigate points of interest. SANnav Global View is designed to manage up to 20 SANnav Management Portal instances.

For more information, refer to the SANnav Management Portal documentation:  
<http://www.broadcom.com/products/fibre-channel-networking/software/sannav-management-portal#documentation>

The following table lists ordering information for the optional SANnav Management Portal and SANnav Global View management tools. After a client has an active SANnav license, Lenovo offers a “license extension/renewal”. This offering provides our clients the flexible to extend their subscription down to a specific end date. This allows clients the ability to align to your company’s budget or align with warranty of your FC SAN switches/directors. Please engage directly with your Lenovo sales representative for more details.

Table 9. SANnav Management Portal and SANnav Global View subscription licenses

Part number	Feature code	Description
SANnav Management Portal electronic authorization licenses		
7S0C0010WW	S1K6	Brocade SANnav Mgmt Portal Base Edition - 1YR License 600 ports
7S0C0013WW	S1K8	Brocade SANnav Mgmt Portal Base Edition - 3YR License 600 ports
7S0C001KWW	S4MB	Brocade SANnav Mgmt Portal Base Edition - 5YR License 600 ports
7S0C0011WW	S1K7	Brocade SANnav Mgmt Portal Enterprise Edition - 1YR License 15K ports
7S0C0014WW	S1K9	Brocade SANnav Mgmt Portal Enterprise Edition - 3YR License 15K ports
7S0C001LWW	S4MC	Brocade SANnav Mgmt Portal Enterprise Edition - 5YR License 15K ports
SANnav Global View electronic authorization licenses		
7S0C0012WW	S1D8	Brocade SANnav Global View - 1YR License
7S0C0015WW	S1D9	Brocade SANnav Global View - 3YR License
7S0C001JWW	S4MA	Brocade SANnav Global View - 5YR License

The SANnav licenses are subscription-based with 1-year, 3-year, or 5-year software entitlement and support.

## Fibre Channel standards

The SAN Directors supports the standards listed at the following web page:

<https://www.broadcom.com/support/fibre-channel-networking/san-standards/standards-compliance>

## Ethernet standards

The DB400D and DB800D 32Gb FC SAN Directors support the following Ethernet standards:

- IEEE 802.1AB Data Center Bridging Capability Exchange Protocol (DCBX)
- IEEE 802.1p Class of Service (CoS) prioritization
- IEEE 802.1Q VLAN Tagging
- IEEE 802.1Qbb Priority-Based Flow Control (PFC)
- IEEE 802.1Qaz Enhanced Transmission Selection (ETS)
- IEEE 802.3 10BASE-T Ethernet (CP management interfaces)
- IEEE 802.3u 100BASE-TX Fast Ethernet (CP management interfaces)
- IEEE 802.3z 1000BASE-SX short range fiber optics Gigabit Ethernet
- IEEE 802.3z 1000BASE-LX long range fiber optics Gigabit Ethernet
- IEEE 802.3ab 1000BASE-T copper twisted pair Gigabit Ethernet
- IEEE 802.3ae 10GBASE-SR short range fiber optics 10 Gb Ethernet
- IEEE 802.3ae 10GBASE-LR long range fiber optics 10 Gb Ethernet
- IEEE 802.3ba 40GBASE-SR4 short range fiber optics 40 Gb Ethernet
- IEEE 802.3ba 40GBASE-LR4 long range fiber optics 40 Gb Ethernet
- IEEE 802.3bm 40GBASE-ER4 extended range fiber optics 40 Gb Ethernet
- IEEE 802.3bm 100GBASE-SR4 short range fiber optics 100 Gb Ethernet
- 10GBASE-ZRD DWDM fiber optics 10 Gb Ethernet

## Cooling

The DB400D and DB800D 32Gb FC SAN Directors ship without cooling modules (fan assemblies); the cooling modules must be ordered together with the ThinkSystem DB400D and DB800D. Each cooling module has two integrated fans that provide non-port side air intake.

Two cooling modules are required for the ThinkSystem DB400D, and three cooling modules are required for the ThinkSystem DB800D. Cooling modules provide N + 1 fan redundancy (3 + 1 for the DB400D; 5 + 1 for the DB800D), and the device can continue operation while one fan assembly is replaced if the fan assembly is replaced immediately.

The following table lists the cooling modules for the DB400D and DB800D 32Gb FC SAN Directors.

Table 10. Power supplies

Description	Part number	Feature code	Quantity	
			DB400D	DB800D
FC SAN Director Fan Tray (Non-port side Intake for DB400D/DB800D)	01KN895	AVGY	2	3

## Power supplies and cables

The DB400D and DB800D 32Gb FC SAN Directors ship without power supplies; at least a minimum required quantity of the power supplies must be ordered together with the ThinkSystem DB400D and DB800D. Two power supplies are required for the ThinkSystem DB400D, and a minimum of three power supplies is required for the ThinkSystem DB800D. The fourth power supply can be added to the ThinkSystem DB800D to provide additional power redundancy in certain configurations.

The power supplies are hot-swap 1450 W (100 - 120 V AC) / 2870 W (200 - 240 V AC), and each power supply has an IEC 320-C20 connector. Each power supply has two integrated fans that provide non-port side air intake that matches the airflow of the cooling modules.

The following table lists the power supplies for the DB400D and DB800D 32Gb FC SAN Directors.

Table 11. Power supplies

Description	Part number	Feature code	Quantity (min / max)	
			DB400D	DB800D
FC SAN Director PSU (Non-port side Intake for DB400D/DB800D)	01KN892	AVGX	2 / 2	3 / 4*
FC SAN Director PSU (Non-Port Side Intake for DB400D/DB800D)	4M27A36850	BBCU	2 / 2	3 / 4*

\* In most scenarios, it is recommended to have 4 power supplies installed in the DB800D due to typical dual-PDU configurations with redundant power sources.

The power supply redundancy depends on the blade and port configuration and the AC input voltage level, as shown in the following table.

Table 12. Power supply redundancy

Model	Power supply quantity	Configured ports	Redundancy	
			100 - 120 V AC	200 - 240 V AC
DB400D	2	Any combination of ports and QSFP ICLs	No	N + N
DB800D	3	144x 32 Gbps ports and QSFP ICLs	N+1	N + 2
		Any other combination of ports and QSFP ICLs	No	N + 1
	4	144x 32 Gbps ports and QSFP ICLs	N+N	N + 3
		Any other combination of ports and QSFP ICLs	No	N + N

The FC SAN directors come standard without power cords; up to four rack power cables or line cords should be ordered for the FC SAN Directors depending on the quantity of power supplies.

The following table lists power cords for the DB400D and DB800D 32Gb FC SAN Directors.

Table 13. Power cord options

Description	Part number	Feature code
<b>Rack power cables</b>		
2.5m, 16A/125-250V, C19 to IEC 320-C20 Rack Power Cable	39Y7916	6252
<b>Line cords</b>		
Argentina 4.3m, 16A/250V, C19 to IRAM 2073 Line Cord	40K9777	6276
Brazil 4.3m, 16A/250V, C19 to NBR 14136 Line Cord	40K9775	6277
China 4.3m, 16A/250V, C19 to GB2099.1 Line Cord	40K9774	6288
India 4.3m, 16A/250V, C19 to IS6538 Line Cord	40K9776	6285
Israel 4.3m, 16A/250V, C19 to SI 32 Line Cord	40K9771	6282
Italy 4.3m, 16A/250V, C19 to CEI 23-16 Line Cord	40K9768	6281
Japan 4.3m, 15A/100V, C19 to JIS C-8303 Line Cord	41Y9232	6290
Japan 4.3m, 15A/200V, C19 to JIS C-8303 Line Cord	41Y9233	6291
Korea 4.3m, 15A/250V, C19 to KSC 8305 Line Cord	41Y9231	6289
South Africa 4.3m, 16A/250V, C19 to SABS 164 Line Cord	40K9770	6280
Switzerland 4.3m, 16A/250V, C19 to SEV 1011 Line Cord	81Y2391	6549
Taiwan 4.3m, 16A/125V, C19 to CNS 10917-3 Line Cord	41Y9229	6286
Taiwan 4.3m, 16A/250V, C19 to CNS 10917-3 Line Cord	41Y9230	6287
United Kingdom 4.3m, 13A/250V, C19 to BS 1363/A Line Cord	40K9767	6278
United States 4.3m, 15A/125V, C19 to NEMA 5-15P Line Cord	4L67A08372	B0RV
United States 4.3m, 15A/250V, C19 to NEMA 6-15P Line Cord	00D7197	A1NV

## Rack installation

The DB400D and DB800D 32Gb FC SAN Directors come standard with the adjustable 27" to 31" rack mount kits that can be used for 4-post rack installations. The ThinkSystem DB400D also supports the optional Airflow Diversion Kits that allow to divert the airflow from the side air vent to the port side. In addition, the Lenovo DB800D supports 22" rack mount kit for specific racks.

If required, the Lenovo FC SAN Directors can be mounted in a 2-post rack cabinet by using the optional mid-mount rack kits.

The following table lists rack-mount options for the DB400D and DB800D 32Gb FC SAN Directors.

Table 14. Rack-mount options

Description	Part number	Feature code	Maximum quantity supported
<b>ThinkSystem DB400D rack-mount options</b>			
Lenovo DB400D mid-mount rack kit	01KN874	AVKB	1
27-31" Airflow Diversion Kit for Lenovo DB400D	01KN877	AVKC	1*
18-24" Airflow Diversion Kit for Lenovo DB400D	01KN880	AVKD	1*
<b>ThinkSystem DB800D rack-mount options</b>			
Lenovo DB800D 22" rack mount kit	01KN883	AVH1	1
Lenovo DB800D mid-mount rack kit	01KN886	AVH2	1

\* 27-31" and 18-24" Airflow Diversion Kits are mutually exclusive. Only one of these kits should be ordered, depending on the depth of the rack cabinet.

The optional airflow diversion kit for the DB400D 32Gb FC Director is shown in the following figure.

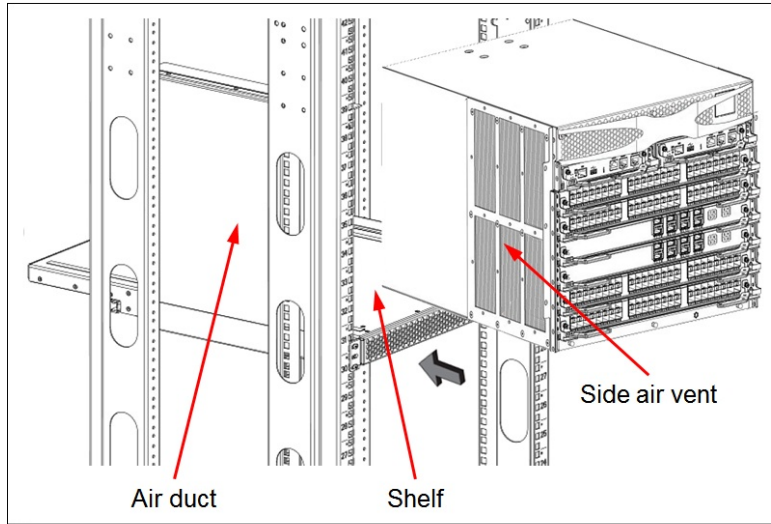


Figure 9. DB400D Airflow Diversion Kit

The optional mid-mount rack kits for the DB400D and DB800D 32Gb FC SAN Directors are shown in the following figure.

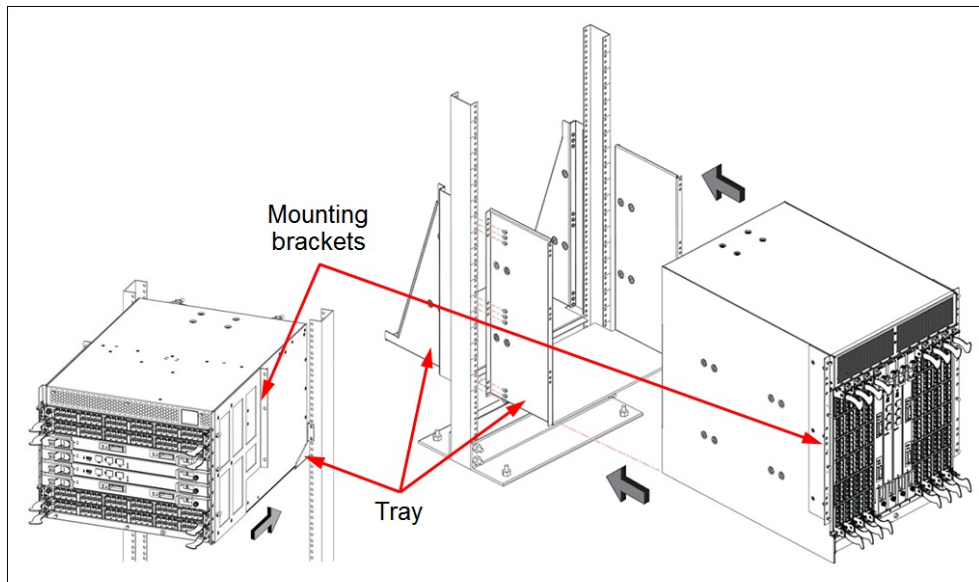


Figure 10. ThinkSystem DB400D (Left) and DB800D (Right) Mid-mount Rack Kits

In addition, in order for the DB400D and DB800D 32Gb FC SAN Directors to meet FIPS 140-2 Level 2 Physical Security requirements the tamper-evident seals must be installed (see the following table for ordering information).

Table 15. Tamper-evident security seals

Description	Part number	Feature code	Maximum quantity supported
Brocade FIPS 140-2 High Security Labels and Seals	01KN785	AVGB	1



## Physical specifications

The DB400D and DB800D 32Gb FC SAN Directors have the following dimensions and weight (approximate):

- Height:
  - DB400D: 345 mm (13.6 in.)
  - DB800D: 612 mm (24.1 in.)
- Width: 437 mm (17.2 in.)
- Depth: 611 mm (24.0 in.)
- Weight:
  - DB400D:
    - Empty: 24.5 kg (54.0 lb)
    - Fully configured: 69.0 kg (152.0 lb)
  - DB800D:
    - Empty: 35.6 kg (78.5 lb)
    - Fully configured: 145.8 kg (321.5 lb)

## Operating environment

The DB400D and DB800D 32Gb FC SAN Directors are supported in the following environment:

- Air temperature:
  - Operating: 0°C to 40°C (32°F to 104°F)
  - Non-operating: -25°C to +70°C (-13°F to 158°F)
- Maximum altitude:
  - Operating: 3,000 m (9,842 ft)
  - Non-operating: 12,000 m (39,370 ft)
- Humidity:
  - Operating: 5% to 93% non-condensing with 10% per hour maximum rate of change
  - Non-operating: 10% to 93% non-condensing
- Electrical power:
  - Voltage range: 100 V AC - 240 V AC (nominal)
  - Frequency: 50 Hz / 60 Hz (nominal)
  - Power consumption:
    - DB400D:
      - Idle: 840 watts
      - Typical: 1407 watts (FC32-48) / 1548 watts (FC32-64)
      - Maximum: 2438 watts (FC32-48) / 2953 watts (FC32-64)
    - DB800D:
      - Idle: 1515 watts
      - Typical: 2647 watts (FC32-48) / 2933 watts (FC32-64)
      - Maximum: 4339 watts (FC32-48) / 5380 watts (FC32-64)
- Heat dissipation:
  - DB400D:
    - Idle: 2867 BTU per hour
    - Typical: 4802 BTU per hour (FC32-48) / 5283 BTU per hour (FC32-64)
    - Maximum: 8322 BTU per hour (FC32-48) / 10049 BTU per hour (FC32-64)
  - DB800D:
    - Idle: 5171 BTU per hour
    - Typical: 9034 BTU per hour (FC32-48) / 10010 BTU per hour (FC32-64)
    - Maximum: 14810 BTU per hour (FC32-48) / 18362 BTU per hour (FC32-64)
- Acoustical noise emission:
  - DB400D: 64.2 dB
  - DB800D: 68.2 dB

## Warranty upgrades and post-warranty support

The DB400D and DB800D 32Gb FC SAN Directors have a one-year warranty.

Our global network of regional support centers offers consistent, local-language support enabling you to vary response times and level of service to match the criticality of your support needs:

- **Standard Next Business Day** – Best choice for non-essential systems requiring simple maintenance.
- **Premier Next Business Day** – Best choice for essential systems requiring technical expertise from senior-level Lenovo engineers.
- **Premier 24x7 4-Hour Response** – Best choice for systems where maximum uptime is critical.
- **Premier Enhanced Storage Support 24x7 4-Hour Response** – Best choice for storage systems where maximum uptime is critical.

For more information, consult the brochure [Lenovo Operational Support Services for Data Centers Services](#).

## Services

Lenovo Data Center Services empower you at every stage of your IT lifecycle. From expert advisory and strategic planning to seamless deployment and ongoing support, we ensure your infrastructure is built for success. Our comprehensive services accelerate time to value, minimize downtime, and free your IT staff to focus on driving innovation and business growth.

**Note:** Some service options may not be available in all markets or regions. For more information, go to <https://lenovocator.com/>. For information about Lenovo service upgrade offerings that are available in your region, contact your local Lenovo sales representative or business partner.

In this section:

- [Lenovo Advisory Services](#)
- [Lenovo Plan & Design Services](#)
- [Lenovo Deployment, Migration, and Configuration Services](#)
- [Lenovo Support Services](#)
- [Lenovo Managed Services](#)
- [Lenovo Sustainability Services](#)

### Lenovo Advisory Services

Lenovo Advisory Services simplify the planning process, enabling customers to build future-proofed strategies in as little as six weeks. Consultants provide guidance on projects including VM migration, storage, backup and recovery, and cost management to accelerate time to value, improve cost efficiency, and build a flexibly scalable foundation.

- **Assessment Services**

An Assessment helps solve your IT challenges through an onsite, multi-day session with a Lenovo technology expert. We perform a tools-based assessment which provides a comprehensive and thorough review of a company's environment and technology systems. In addition to the technology based functional requirements, the consultant also discusses and records the non-functional business requirements, challenges, and constraints. Assessments help organizations like yours, no matter how large or small, get a better return on your IT investment and overcome challenges in the ever-changing technology landscape.

- **Design Services**

Professional Services consultants perform infrastructure design and implementation planning to support your strategy. The high-level architectures provided by the assessment service are turned into low level designs and wiring diagrams, which are reviewed and approved prior to implementation. The implementation plan will demonstrate an outcome-based proposal to provide business capabilities through infrastructure with a risk-mitigated project plan.

## Lenovo Plan & Design Services

Unlock faster time to market with our tailored, strategic design workshops to align solution approaches with your business goals and technical requirements. Leverage our deep solution expertise and end-to-end delivery partnership to meet your goals efficiently and effectively.

## Lenovo Deployment, Migration, and Configuration Services

Optimize your IT operations by shifting labor-intensive functions to Lenovo's skilled technicians for seamless on-site or remote deployment, configuration, and migration. Enjoy peace of mind, faster time to value, and comprehensive knowledge sharing with your IT staff, backed by our best-practice methodology.

- **Deployment Services for Storage and ThinkAgile**

A comprehensive range of remote and onsite options tailored specifically for your business needs to ensure your storage and ThinkAgile hardware are fully operational from the start.

- **Hardware Installation Services**

A full-range, comprehensive setup for your hardware, including unpacking, inspecting, and positioning components to ensure your equipment is operational and error-free for the most seamless and efficient installation experience, so you can quickly benefit from your investments.

- **DM/DG File Migration Services**

Take the burden of file migration from your IT's shoulders. Our experts will align your requirements and business objectives to the migration plans while coordinating with your team to plan and safely execute the data migration to your storage platforms.

- **DM/DG/DE Health Check Services**

Our experts perform proactive checks of your Firmware and system health to ensure your machines are operating at peak and optimal efficiency to maximize up-time, avoid system failures, ensure the security of IT solutions and simplify maintenance.

- **Factory Integrated Services**

A suite of value-added offerings provided during the manufacturing phase of a server or storage system that reduces time to value. These services aim at improving your hardware deployment experience and enhance the quality of a standard configuration before it arrives at your facility.

## Lenovo Support Services

In addition to response time options for hardware parts, repairs, and labor, Lenovo offers a wide array of additional support services to ensure your business is positioned for success and longevity. Our goal is to reduce your capital outlays, mitigate your IT risks, and accelerate your time to productivity.

- **Premier Support for Data Centers**

Your direct line to the solution that promises the best, most comprehensive level of support to help you fully unlock the potential of your data center.

- **Premier Enhanced Storage Support (PESS)**

Gain all the benefits of Premier Support for Data Centers, adding dedicated storage specialists and resources to elevate your storage support experience to the next level.

- **Committed Service Repair (CSR)**

Our commitment to ensuring the fastest, most seamless resolution times for mission-critical systems that require immediate attention to ensure minimal downtime and risk for your business. This service is only available for machines under the Premier 4-Hour Response SLA.

- **Multivendor Support Services (MVS)**

Your single point of accountability for resolution support across vast range of leading Server, Storage, and Networking OEMs, allowing you to manage all your supported infrastructure devices seamlessly from a single source.

- **Keep Your Drive (KYD)**

Protect sensitive data and maintain compliance with corporate retention and disposal policies to ensure your data is always under your control, regardless of the number of drives that are installed in your Lenovo server.

- **Technical Account Manager (TAM)**

Your single point of contact to expedite service requests, provide status updates, and furnish reports to track incidents over time, ensuring smooth operations and optimized performance as your business grows.

- **Enterprise Software Support (ESS)**

Gain comprehensive, single-source, and global support for a wide range of server operating systems and Microsoft server applications.

For more information, consult the brochure [Lenovo Operational Support Services for Data Centers](#).

## **Lenovo Managed Services**

Achieve peak efficiency, high security, and minimal disruption with Lenovo's always-on Managed Services. Our real-time monitoring, 24x7 incident response, and problem resolution ensure your infrastructure operates seamlessly. With quarterly health checks for ongoing optimization and innovation, Lenovo's remote active monitoring boosts end-user experience and productivity by keeping your data center's hardware performing at its best.

Lenovo Managed Services provides continuous 24x7 remote monitoring (plus 24x7 call center availability) and proactive management of your data center using state-of-the-art tools, systems, and practices by a team of highly skilled and experienced Lenovo services professionals.

Quarterly reviews check error logs, verify firmware & OS device driver levels, and software as needed. We'll also maintain records of latest patches, critical updates, and firmware levels, to ensure you systems are providing business value through optimized performance.

## **Lenovo Sustainability Services**

- **Asset Recovery Services**

Lenovo Asset Recovery Services (ARS) provides a secure, seamless solution for managing end-of-life IT assets, ensuring data is safely sanitized while contributing to a more circular IT lifecycle. By maximizing the reuse or responsible recycling of devices, ARS helps businesses meet sustainability goals while recovering potential value from their retired equipment. For more information, see the [Asset Recovery Services offering page](#).

- **CO2 Offset Services**

Lenovo's CO2 Offset Services offer a simple and transparent way for businesses to take tangible action on their IT footprint. By integrating CO2 offsets directly into device purchases, customers can easily support verified climate projects and track their contributions, making meaningful progress toward their sustainability goals without added complexity.

- **Lenovo Certified Refurbished**

Lenovo Certified Refurbished offers a cost-effective way to support IT circularity without compromising on quality and performance. Each device undergoes rigorous testing and certification, ensuring reliable performance and extending its lifecycle. With Lenovo's trusted certification, you gain peace of mind while making a more sustainable IT choice.

## Lenovo TruScale

Lenovo TruScale XaaS is your set of flexible IT services that makes everything easier. Streamline IT procurement, simplify infrastructure and device management, and pay only for what you use – so your business is free to grow and go anywhere.

Lenovo TruScale is the unified solution that gives you simplified access to:

- The industry's broadest portfolio – from pocket to cloud – all delivered as a service
- A single-contract framework for full visibility and accountability
- The global scale to rapidly and securely build teams from anywhere
- Flexible fixed and metered pay-as-you-go models with minimal upfront cost
- The growth-driving combination of hardware, software, infrastructure, and solutions – all from one single provider with one point of accountability.

For information about Lenovo TruScale offerings that are available in your region, contact your local Lenovo sales representative or business partner.

## Regulatory compliance

The DB400D and DB800D 32Gb FC SAN Directors conform to the following regulations:

- Electromagnetic compatibility
  - FCC Part 15, Subpart B (Class A)
  - EN 55022 (CE mark) (Class A)
  - EN 55024 (CE mark)
  - ICES-003 (Canada) (Class A)
  - AS/NZ 55022 (Australia) (Class A)
  - VCCI (Japan) (Class A)
  - EN 61000-3-2
  - EN 61000-3-3
  - EN 61000-6-1
- Safety
  - UL/CSA 60950
  - EN 60950
  - IEC 60950
- Environmental: EU RoHS

## Interoperability

For end-to-end storage configuration support, refer to the Lenovo Storage Interoperation Center (LSIC): <https://datacentersupport.lenovo.com/us/en/lxic>

Use the LSIC to select the known components of your configuration and then get a list all other supported combinations, with details about supported hardware, firmware, operating systems, and drivers, plus any additional configuration notes. View results on screen or export them to Excel.

## External storage systems

Lenovo offers the ThinkSystem DE Series, ThinkSystem DG Series and ThinkSystem DM Series external storage systems for high-performance storage. See the DE Series, DG Series and DM Series product guides for specific controller models, expansion enclosures and configuration options:

- ThinkSystem DE Series Storage  
<https://lenovopress.com/storage/thinksystem/de-series#rt=product-guide>
- ThinkSystem DM Series Storage  
<https://lenovopress.com/storage/thinksystem/dm-series#rt=product-guide>
- ThinkSystem DG Series Storage  
<https://lenovopress.com/storage/thinksystem/dg-series#rt=product-guide>

## External backup units

The following table lists the external backup options that are offered by Lenovo that can be used in Lenovo FC SAN solutions.

**Note:** Information provided in this section is for ordering reference purposes only. End-to-end LTO Ultrium configuration support for a particular tape backup unit *must* be verified through the System Storage Interoperation Center (SSIC):

<http://www.ibm.com/systems/support/storage/ssic>

Table 16. External Fibre Channel backup options

Part number	Description
External tape backup libraries	
6741A1F	IBM TS4300 3U Tape Library-Base Unit
Fibre Channel backup drives for TS4300 Tape Library - Full Height	
01KP935	LTO 6 FH Fibre Channel Drive
01KP938	LTO 7 FH Fibre Channel Drive
01KP954	LTO 8 FH Fibre Channel Drive
02JH837	LTO 9 FH Fibre Channel Drive
Fibre Channel backup drives for TS4300 Tape Library - Half Height	
01KP933	LTO 6 HH Fibre Channel Drive
01KP936	LTO 7 HH Fibre Channel Drive
01KP952	LTO 8 HH Fibre Channel Drive
02JH835	LTO 9 HH Fibre Channel Drive

For more information, see the list of Product Guides in the Tape Autoloaders and Libraries category:

<https://lenovopress.com/storage/tape/library>

## Rack cabinets

The following table lists the supported rack cabinets.

Table 17. Rack cabinets (D)

Model	Description
7D6DA007WW	ThinkSystem 42U Onyx Primary Heavy Duty Rack Cabinet (1200mm)
7D6DA008WW	ThinkSystem 42U Pearl Primary Heavy Duty Rack Cabinet (1200mm)
7D6EA009WW	ThinkSystem 48U Onyx Primary Heavy Duty Rack Cabinet (1200mm)
7D6EA00AWW	ThinkSystem 48U Pearl Primary Heavy Duty Rack Cabinet (1200mm)
93604PX	42U 1200mm Deep Dynamic Rack
93604EX	42U 1200mm Deep Dynamic Expansion Rack
93614PX	42U 1200mm Deep Static Rack
93614EX	42U 1200mm Deep Static Expansion Rack
93634PX	42U 1100mm Dynamic Rack
93634EX	42U 1100mm Dynamic Expansion Rack
93074RX	42U Standard Rack (1000mm)
93084PX	42U Enterprise Rack
93084EX	42U Enterprise Expansion Rack

For specifications about these racks, see the Lenovo Rack Cabinet Reference, available from:  
<https://lenovopress.com/lp1287-lenovo-rack-cabinet-reference>

For more information, see the list of Product Guides in the Rack cabinets category:  
<https://lenovopress.com/servers/options/racks>

## Power distribution units

The following table lists the power distribution units (PDUs) that are offered by Lenovo.

Table 18. Power distribution units

Part number	Feature code	Description	ANZ	ASEAN	Brazil	EET	MEA	RUCIS	WE	HTK	INDIA	JAPAN	LA	NA	PRC
<b>0U Basic PDUs</b>															
4PU7A93176	C0QH	0U 36 C13 and 6 C19 Basic 32A 1 Phase PDU v2	Y	Y	Y	Y	Y	Y	Y	Y	Y	N	Y	Y	Y
4PU7A93169	C0DA	0U 36 C13 and 6 C19 Basic 32A 1 Phase PDU	Y	Y	Y	Y	Y	Y	Y	Y	Y	N	Y	Y	Y
4PU7A93177	C0QJ	0U 24 C13/C15 and 24 C13/C15/C19 Basic 32A 3 Phase WYE PDU v2	Y	Y	Y	Y	Y	Y	Y	Y	Y	Y	Y	Y	Y
4PU7A93170	C0D9	0U 24 C13/C15 and 24 C13/C15/C19 Basic 32A 3 Phase WYE PDU	Y	Y	Y	Y	Y	Y	Y	Y	Y	N	Y	Y	Y
00YJ776	ATZY	0U 36 C13/6 C19 24A 1 Phase PDU	N	Y	Y	N	N	N	N	N	N	Y	Y	Y	N
00YJ779	ATZX	0U 21 C13/12 C19 48A 3 Phase PDU	N	N	Y	N	N	N	Y	N	N	Y	Y	Y	N
00YJ777	ATZZ	0U 36 C13/6 C19 32A 1 Phase PDU	Y	Y	Y	Y	Y	Y	Y	Y	Y	N	N	Y	Y
00YJ778	AU00	0U 21 C13/12 C19 32A 3 Phase PDU	Y	Y	N	Y	Y	Y	Y	Y	Y	N	N	Y	Y
<b>0U Switched and Monitored PDUs</b>															
4PU7A93181	C0QN	0U 21 C13/C15 and 21 C13/C15/C19 Switched and Monitored 48A 3 Phase Delta PDU v2 (60A derated)	N	Y	N	N	N	N	N	Y	N	Y	N	Y	N

Part number	Feature code	Description	ANZ	ASEAN	Brazil	EET	MEA	RUCIS	WE	HTK	INDIA	JAPAN	LA	NA	PRC
4PU7A93174	C0D5	0U 21 C13/C15 and 21 C13/C15/C19 Switched and Monitored 48A 3 Phase Delta PDU (60A derated)	N	Y	N	N	N	N	N	Y	N	N	N	Y	N
4PU7A93178	C0QK	0U 20 C13 and 4 C19 Switched and Monitored 32A 1 Phase PDU v2	Y	Y	Y	Y	Y	Y	Y	Y	Y	N	Y	Y	Y
4PU7A93171	C0D8	0U 20 C13 and 4 C19 Switched and Monitored 32A 1 Phase PDU	Y	Y	Y	Y	Y	Y	Y	Y	Y	N	Y	Y	Y
4PU7A93182	C0QP	0U 18 C13/C15 and 18 C13/C15/C19 Switched and Monitored 63A 3 Phase WYE PDU v2	Y	Y	Y	Y	Y	Y	Y	Y	Y	Y	Y	Y	Y
4PU7A93175	C0CS	0U 18 C13/C15 and 18 C13/C15/C19 Switched and Monitored 63A 3 Phase WYE PDU	Y	Y	Y	Y	Y	Y	Y	Y	Y	N	Y	Y	Y
4PU7A93180	C0QM	0U 18 C13/C15 and 18 C13/C15/C19 Switched and Monitored 32A 3 Phase WYE PDU v2	Y	Y	Y	Y	Y	Y	Y	Y	Y	Y	Y	Y	Y
4PU7A93173	C0D6	0U 18 C13/C15 and 18 C13/C15/C19 Switched and Monitored 32A 3 Phase WYE PDU	Y	Y	Y	Y	Y	Y	Y	Y	Y	N	Y	Y	Y
4PU7A93179	C0QL	0U 16 C13/C15 and 16 C13/C15/C19 Switched and Monitored 24A 1 Phase PDU v2 (30A derated)	N	Y	N	N	N	N	N	Y	N	Y	N	Y	N
4PU7A93172	C0D7	0U 16 C13/C15 and 16 C13/C15/C19 Switched and Monitored 24A 1 Phase PDU(30A derated)	N	Y	N	N	N	N	N	Y	N	N	N	Y	N
00YJ783	AU04	0U 12 C13/12 C19 Switched and Monitored 48A 3 Phase PDU	N	N	Y	N	N	N	Y	N	N	Y	Y	Y	N
00YJ781	AU03	0U 20 C13/4 C19 Switched and Monitored 24A 1 Phase PDU	N	N	Y	N	Y	N	Y	N	N	Y	Y	Y	N
00YJ782	AU02	0U 18 C13/6 C19 Switched and Monitored 32A 3 Phase PDU	Y	Y	Y	Y	Y	Y	Y	Y	Y	N	Y	N	Y
00YJ780	AU01	0U 20 C13/4 C19 Switched and Monitored 32A 1 Phase PDU	Y	Y	Y	Y	Y	Y	Y	Y	Y	N	Y	N	Y
<b>1U Switched and Monitored PDUs</b>															
4PU7A90808	C0D4	1U 18 C19/C13 Switched and monitored 48A 3P WYE PDU V2 ETL	N	N	N	N	N	N	N	Y	N	Y	Y	Y	N
4PU7A81117	BNDV	1U 18 C19/C13 switched and monitored 48A 3P WYE PDU - ETL	N	N	N	N	N	N	N	N	N	N	N	Y	N
4PU7A90809	C0DE	1U 18 C19/C13 Switched and monitored 48A 3P WYE PDU V2 CE	Y	Y	Y	Y	Y	Y	Y	Y	Y	Y	Y	N	Y
4PU7A81118	BNDW	1U 18 C19/C13 switched and monitored 48A 3P WYE PDU – CE	Y	Y	Y	Y	Y	Y	Y	Y	Y	Y	Y	N	Y
4PU7A90810	C0DD	1U 18 C19/C13 Switched and monitored 80A 3P Delta PDU V2	N	N	N	N	N	N	N	Y	N	Y	Y	Y	N
4PU7A77467	BLC4	1U 18 C19/C13 Switched and Monitored 80A 3P Delta PDU	N	N	N	N	N	N	N	N	N	Y	N	Y	N
4PU7A90811	C0DC	1U 12 C19/C13 Switched and monitored 32A 3P WYE PDU V2	Y	Y	Y	Y	Y	Y	Y	Y	Y	Y	Y	Y	Y
4PU7A77468	BLC5	1U 12 C19/C13 switched and monitored 32A 3P WYE PDU	Y	Y	Y	Y	Y	Y	Y	Y	Y	Y	Y	Y	Y
4PU7A90812	C0DB	1U 12 C19/C13 Switched and monitored 60A 3P Delta PDU V2	N	N	N	N	N	N	N	Y	N	Y	Y	Y	N
4PU7A77469	BLC6	1U 12 C19/C13 switched and monitored 60A 3P Delta PDU	N	N	N	N	N	N	N	N	N	N	N	Y	N
46M4002	5896	1U 9 C19/3 C13 Switched and Monitored DPI PDU	Y	Y	Y	Y	Y	Y	Y	Y	Y	Y	Y	Y	Y



Part number	Feature code	Description	ANZ	ASEAN	Brazil	EET	MEA	RUCIS	WE	HTK	INDIA	JAPAN	LA	NA	PRC
46M4004	5894	1U 12 C13 Switched and Monitored DPI PDU	Y	Y	Y	Y	Y	Y	Y	Y	Y	Y	Y	Y	Y
46M4003	5897	1U 9 C19/3 C13 Switched and Monitored 60A 3 Phase PDU	Y	Y	Y	Y	Y	Y	Y	Y	Y	Y	Y	Y	Y
46M4005	5895	1U 12 C13 Switched and Monitored 60A 3 Phase PDU	Y	Y	Y	Y	Y	Y	Y	Y	Y	Y	Y	Y	Y
<b>1U Ultra Density Enterprise PDUs (9x IEC 320 C13 + 3x IEC 320 C19 outlets)</b>															
71763NU	6051	Ultra Density Enterprise C19/C13 PDU 60A/208V/3PH	N	N	Y	N	N	N	N	N	N	Y	Y	Y	N
71762NX	6091	Ultra Density Enterprise C19/C13 PDU Module	Y	Y	Y	Y	Y	Y	Y	Y	Y	Y	Y	Y	Y
<b>1U C13 Enterprise PDUs (12x IEC 320 C13 outlets)</b>															
39M2816	6030	DPI C13 PDU+	Y	Y	Y	Y	Y	Y	Y	Y	Y	Y	Y	Y	Y
39Y8941	6010	Enterprise C13 PDU	Y	Y	Y	Y	Y	Y	Y	Y	Y	Y	Y	Y	Y
<b>1U C19 Enterprise PDUs (6x IEC 320 C19 outlets)</b>															
39Y8948	6060	Enterprise C19 PDU	Y	Y	Y	Y	Y	Y	Y	Y	Y	Y	Y	Y	Y
39Y8923	6061	Enterprise C19 3 phase PDU (60a)	N	N	Y	N	N	N	Y	N	N	N	Y	Y	N
<b>1U Front-end PDUs (3x IEC 320 C19 outlets)</b>															
39Y8938	6002	DPI 30amp/125V Front-end PDU with NEMA L5-30P	Y	Y	Y	Y	Y	Y	Y	Y	Y	Y	Y	Y	Y
39Y8939	6003	DPI 30amp/250V Front-end PDU with NEMA L6-30P	Y	Y	Y	Y	Y	Y	Y	Y	Y	Y	Y	Y	Y
39Y8934	6005	DPI 32amp/250V Front-end PDU with IEC 309 2P+Gnd	Y	Y	Y	Y	Y	Y	Y	Y	Y	Y	Y	Y	Y
39Y8940	6004	DPI 60amp/250V Front-end PDU with IEC 309 2P+Gnd connector	Y	N	Y	Y	Y	Y	Y	N	N	Y	Y	Y	N
39Y8935	6006	DPI 63amp/250V Front-end PDU with IEC 309 2P+Gnd connector	Y	Y	Y	Y	Y	Y	Y	Y	Y	Y	Y	Y	Y
<b>1U NEMA PDUs (6x NEMA 5-15R outlets)</b>															
39Y8905	5900	DPI 100-127v PDU with Fixed Nema L5-15P line cord	Y	Y	Y	Y	Y	Y	Y	Y	Y	Y	Y	Y	Y
<b>Line cords for 1U PDUs that ship without a line cord</b>															
40K9611	6504	DPI 32a Cord (IEC 309 3P+N+G)	Y	Y	Y	Y	Y	Y	Y	Y	Y	Y	Y	Y	Y
40K9612	6502	DPI 32a Cord (IEC 309 P+N+G)	Y	Y	Y	Y	Y	Y	Y	Y	Y	Y	Y	Y	Y
40K9613	6503	DPI 63a Cord (IEC 309 P+N+G)	Y	Y	Y	Y	Y	Y	Y	Y	Y	Y	Y	Y	Y
40K9614	6500	DPI 30a Cord (NEMA L6-30P)	Y	Y	Y	Y	Y	Y	Y	Y	Y	Y	Y	Y	Y
40K9615	6501	DPI 60a Cord (IEC 309 2P+G)	N	N	Y	N	N	N	Y	N	N	Y	Y	Y	N
40K9617	6505	4.3m, 32A/230V, Souriau UTG to AS/NZS 3112 (Aus/NZ) Line Cord	Y	Y	Y	Y	Y	Y	Y	Y	Y	Y	Y	Y	Y
40K9618	6506	4.3m, 32A/250V, Souriau UTG Female to KSC 8305 (S. Korea) Line Cord	Y	Y	Y	Y	Y	Y	Y	Y	Y	Y	Y	Y	Y

For more information, see the Lenovo Press documents in the PDU category:  
<https://lenovopress.com/servers/options/pdu>

## Uninterruptible power supply units

The following table lists the uninterruptible power supply (UPS) units that are offered by Lenovo.

Table 19. Uninterruptible power supply units

Part number	Description
Rack-mounted or tower UPS units - 100-125VAC	
7DD5A001WW	RT1.5kVA 2U Rack or Tower UPS-G2 (100-125VAC)
55941AX	RT1.5kVA 2U Rack or Tower UPS (100-125VAC)
55942AX	RT2.2kVA 2U Rack or Tower UPS (100-125VAC)
7DD5A003WW	RT3kVA 2U Rack or Tower UPS-G2 (100-125VAC)
55943AX	RT3kVA 2U Rack or Tower UPS (100-125VAC)
Rack-mounted or tower UPS units - 200-240VAC	
7DD5A002WW	RT1.5kVA 2U Rack or Tower UPS-G2 (200-240VAC)
55941KX	RT1.5kVA 2U Rack or Tower UPS (200-240VAC)
55942KX	RT2.2kVA 2U Rack or Tower UPS (200-240VAC)
7DD5A005WW	RT3kVA 2U Rack or Tower UPS-G2 (200-240VAC)
55943KX	RT3kVA 2U Rack or Tower UPS (200-240VAC)
7DD5A007WW	RT5kVA 3U Rack or Tower UPS-G2 (200-240VAC)
55945KX	RT5kVA 3U Rack or Tower UPS (200-240VAC)
7DD5A008WW	RT6kVA 3U Rack or Tower UPS-G2 (200-240VAC)
55946KX	RT6kVA 3U Rack or Tower UPS (200-240VAC)
55948KX	RT8kVA 6U Rack or Tower UPS (200-240VAC)
7DD5A00AWW	RT11kVA 6U Rack or Tower UPS-G2 (200-240VAC)
55949KX	RT11kVA 6U Rack or Tower UPS (200-240VAC)
55943KT†	ThinkSystem RT3kVA 2U Standard UPS (200-230VAC) (2x C13 10A, 2x GB 10A, 1x C19 16A outlets)
55943LT†	ThinkSystem RT3kVA 2U Long Backup UPS (200-230VAC) (2x C13 10A, 2x GB 10A, 1x C19 16A outlets)
55946KT†	ThinkSystem RT6kVA 5U UPS (200-230VAC) (2x C13 10A outlets, 1x Terminal Block output)
5594XKT†	ThinkSystem RT10kVA 5U UPS (200-230VAC) (2x C13 10A outlets, 1x Terminal Block output)
Rack-mounted or tower UPS units - 380-415VAC	
55948PX	RT8kVA 6U 3:1 Phase Rack or Tower UPS (380-415VAC)
55949PX	RT11kVA 6U 3:1 Phase Rack or Tower UPS (380-415VAC)

† Only available in China and the Asia Pacific market.

For more information, see the list of Product Guides in the UPS category:

<https://lenovopress.com/servers/options/ups>

## Related publications and links

For more information, see the following resources:

- Lenovo FC SAN Switches product page  
<https://www3.lenovo.com/us/en/data-center/storage/storage-area-network/fibre-channel-switches/c/san-fibre-channel-switches>
- Lenovo ThinkSystem DB400D and DB800D 32 Gb FC Director product publications:  
<http://datacentersupport.lenovo.com/us/en/products/storage/fibre-channel-switches/db400d-fc-switch/6682/documentation>  
<http://datacentersupport.lenovo.com/us/en/products/storage/fibre-channel-switches/db800d-fc-switch/6684/documentation>
  - *Hardware Installation Guide*
  - *Fabric OS Access Gateway Administration Guide*
  - *Fabric OS Administration Guide*
  - *Fabric OS Extension Configuration Guide*
  - *Fabric OS Troubleshooting and Diagnostics Guide*
  - *Fabric OS Command Reference*
  - *Fabric OS Message Reference*
  - *Fabric OS MIB Reference*
  - *Web Tools Administration Guide*
  - *Flow Vision Configuration Guide*
  - *Monitoring and Alerting Policy Suite Configuration Guide*
- Lenovo Data Center Support for the ThinkSystem DB400D FC Director:  
<http://datacentersupport.lenovo.com/us/en/products/storage/fibre-channel-switches/db400d-fc-switch/6682>
- Lenovo Data Center Support for the ThinkSystem DB800D FC Director:  
<http://datacentersupport.lenovo.com/us/en/products/storage/fibre-channel-switches/db800d-fc-switch/6684>

## Related product families

Product families related to this document are the following:

- [DB Series SAN Switches](#)
- [Rack SAN Switches](#)

## Notices

Lenovo may not offer the products, services, or features discussed in this document in all countries. Consult your local Lenovo representative for information on the products and services currently available in your area. Any reference to a Lenovo product, program, or service is not intended to state or imply that only that Lenovo product, program, or service may be used. Any functionally equivalent product, program, or service that does not infringe any Lenovo intellectual property right may be used instead. However, it is the user's responsibility to evaluate and verify the operation of any other product, program, or service. Lenovo may have patents or pending patent applications covering subject matter described in this document. The furnishing of this document does not give you any license to these patents. You can send license inquiries, in writing, to:

Lenovo (United States), Inc.  
8001 Development Drive  
Morrisville, NC 27560  
U.S.A.  
Attention: Lenovo Director of Licensing

LENOVO PROVIDES THIS PUBLICATION "AS IS" WITHOUT WARRANTY OF ANY KIND, EITHER EXPRESS OR IMPLIED, INCLUDING, BUT NOT LIMITED TO, THE IMPLIED WARRANTIES OF NON-INFRINGEMENT, MERCHANTABILITY OR FITNESS FOR A PARTICULAR PURPOSE. Some jurisdictions do not allow disclaimer of express or implied warranties in certain transactions, therefore, this statement may not apply to you.

This information could include technical inaccuracies or typographical errors. Changes are periodically made to the information herein; these changes will be incorporated in new editions of the publication. Lenovo may make improvements and/or changes in the product(s) and/or the program(s) described in this publication at any time without notice.

The products described in this document are not intended for use in implantation or other life support applications where malfunction may result in injury or death to persons. The information contained in this document does not affect or change Lenovo product specifications or warranties. Nothing in this document shall operate as an express or implied license or indemnity under the intellectual property rights of Lenovo or third parties. All information contained in this document was obtained in specific environments and is presented as an illustration. The result obtained in other operating environments may vary. Lenovo may use or distribute any of the information you supply in any way it believes appropriate without incurring any obligation to you.

Any references in this publication to non-Lenovo Web sites are provided for convenience only and do not in any manner serve as an endorsement of those Web sites. The materials at those Web sites are not part of the materials for this Lenovo product, and use of those Web sites is at your own risk. Any performance data contained herein was determined in a controlled environment. Therefore, the result obtained in other operating environments may vary significantly. Some measurements may have been made on development-level systems and there is no guarantee that these measurements will be the same on generally available systems. Furthermore, some measurements may have been estimated through extrapolation. Actual results may vary. Users of this document should verify the applicable data for their specific environment.

© Copyright Lenovo 2025. All rights reserved.

This document, LP0581, was created or updated on August 12, 2021.

Send us your comments in one of the following ways:

- Use the online Contact us review form found at:  
<https://lenovopress.lenovo.com/LP0581>
- Send your comments in an e-mail to:  
[comments@lenovopress.com](mailto:comments@lenovopress.com)

This document is available online at <https://lenovopress.lenovo.com/LP0581>.

## Trademarks

Lenovo and the Lenovo logo are trademarks or registered trademarks of Lenovo in the United States, other countries, or both. A current list of Lenovo trademarks is available on the Web at <https://www.lenovo.com/us/en/legal/copytrade/>.

The following terms are trademarks of Lenovo in the United States, other countries, or both:

Lenovo®

ThinkAgile®

ThinkSystem®

The following terms are trademarks of other companies:

UltraScale+™ and UltraScale™ are trademarks of Advanced Micro Devices, Inc.

Microsoft® and Excel® are trademarks of Microsoft Corporation in the United States, other countries, or both.

IBM®, FICON®, Insight®, and ibm.com® are trademarks of IBM in the United States, other countries, or both.

Other company, product, or service names may be trademarks or service marks of others.