

## Lenovo ThinkSystem SD650 Server (Xeon SP Gen 2) Product Guide (withdrawn product)

The ThinkSystem SD650 direct water cooled server is an open, flexible, and simple data center solution for users of technical computing, grid deployments, analytics workloads, and large-scale cloud and virtualization infrastructures. The direct water cooled solution is designed to operate by using warm water, up to 50°C (122°F). Chillers are not needed for most customers, meaning even greater savings and a lower total cost of ownership.

Now with second-generation Intel Xeon Scalable processors, the ThinkSystem SD650 server and the n1200 DWC enclosure are designed to optimize density and performance within typical data center infrastructure limits. The n1200 DWC enclosure is a 6U rack mount unit that fits in a standard 19-inch rack and houses up to 12 water-cooled servers in 6 trays.

The two ThinkSystem SD650 servers are shown installed in a tray in the following figure.




Figure 1. Two Lenovo ThinkSystem SD650 servers on the Compute Tray that provides water cooling

### Did you know?

The ThinkSystem SD650 server and n1200 DWC enclosure with direct water cooling provide the ultimate in data center cooling efficiencies and performance. You can obtain upwards of 40% energy savings in data center expenses with the reduced need for air conditioning and air chillers. Direct water cooling means that the processors installed in the servers can enable the Intel Turbo Boost performance feature more often to further increase processor performance.

## Key features

The ThinkSystem SD650 direct water cooled offering is a dense platform from Lenovo that achieves maximum performance with innovative warm-water cooling functionality. The DWC offering includes a dense chassis and two half-wide compute nodes on a compute tray, all fitting in a standard rack.

Direct water cooling is part of Lenovo's Neptune family of liquid cooling technologies which drive both greater energy efficiency and higher performance. Lenovo Neptune's approach uses liquid cooling to dissipate heat from systems with high thermal output, which enables data centers to run up to 50% more efficiently while maintaining uncompromised performance and preserving a dense data center footprint.

With direct water cooling, Lenovo drives increased compute density, performance, and cooling efficiency for High Performance Computing and other workloads that require dense compute performance, such as Cloud, Grid, and Analytics. Direct water cooling is achieved by circulating the cooling water directly through cold plates that contact the CPU thermal case, DIMMs, and other high-heat-producing components in the server.

One of the main advantages of direct water cooling is the water can be relatively warm and still be very effective, as water conducts heat much more effectively than air. Depending on the server configuration, 85 - 90% of the heat is removed by water cooling; the rest can easily be managed by a standard computer room air conditioner. With allowable inlet temperatures for the water being as high as 50°C (122°F), in many cases the water can be cooled by using ambient air and chilled water and a heat exchanger is not required.

The rear view of the two ThinkSystem SD650 servers in the water-cooled tray is shown in the following figure.




Figure 2. Rear view of two SD650 servers showing the water inlet and outlet

Designed to industry-standards, the SD650 is a general-purpose platform that is designed to give customers a flexible IT infrastructure. Customized solutions can be configured to provide an application-appropriate platform with a choice of servers, networking switches, adapters, and racks.

ThinkSystem SD650 servers provide a dense, flexible solution with a low TCO. The half-wide, dual-socket server is designed for data centers that require high performance but are constrained by floor space. By taking up less physical space in the data center, the SD650 enhances density and supports the Intel Xeon Scalable Family of processors up to 28 cores and up to 240W TDP. The SD650 is designed to support future processors of up to 245W, thus providing for even more performance per server. The SD650 contains only essential components in the base architecture to provide a cost-optimized platform.

The NeXtScale n1200 DWC Enclosure is an efficient, 6U, 12-node chassis with no built-in networking or switching capabilities; therefore, it requires no chassis-level management. Sensibly designed to provide shared, high-efficiency power and cooling for housed servers, the n1200 DWC enclosure is designed to scale with your business needs.

### **Scalability and performance**

The ThinkSystem SD650 server NeXtScale n1200 DWC chassis offer the following features to boost performance, improve scalability, and reduce costs:

- Up to 12 compute nodes, each with two second-generation Intel Xeon Scalable Family processors, 12 TruDDR4 DIMMs, and one PCIe slot, up to two drive bays, in 6U of rack space. It is a highly dense, scalable, and price-optimized offering.
- The second-generation Intel Xeon Scalable Family processors improves productivity by offering superior system performance. Supported processors have up to 28 cores, core speeds of up to 3.6 GHz, TDP of up to 240W, DDR4 memory operating at 2933 MHz, and UPI interconnect links running at 10.4 GTps.
- Two processors, up to 56 cores, and up to 112 threads maximize the concurrent execution of multi-threaded applications.
- Intelligent and adaptive system performance with Intel Turbo Boost Technology 2.0 allows CPU cores to run at maximum speeds during peak workloads by temporarily going beyond processor TDP.
- By providing better cooling than possible with air cooling, direct water cooled servers optimize Turbo Boost 2.0 enablement. With water cooling, it may be possible to operate the processors in continuous Turbo mode.
- Intel Hyper-Threading Technology boosts performance for multithreaded applications by enabling simultaneous multithreading within each processor core, up to two threads per core.
- Intel Virtualization Technology integrates hardware-level virtualization hooks that allow operating system vendors to better use the hardware for virtualization workloads.
- Intel Speed Select Technology provides improvements in server utilization and guaranteed per-core performance service levels with more granular control over processor performance.
- Intel Deep Learning Boost (Vector Neural Network Instruction set or VNNI) is designed to deliver significant, more efficient Deep Learning (Inference) acceleration for high-performance Artificial Intelligence (AI) workloads.
- Intel Advanced Vector Extensions 512 (AVX-512) enable acceleration of enterprise-class workloads, including databases, and enterprise resource planning.
- Each processor has six memory channels with memory speeds of up to 2933 MHz to maximize system performance.
- A total of 12 DIMMs of TruDDR4 ECC memory provide speed, high availability, and a memory capacity of up to 1.5 TB. Higher memory capacity by using Persistent Memory.
- Supports the new Intel Optane DC Persistent Memory; up to four Data Center Persistent Memory Modules (DCPMMs) can be installed in conjunction with regular memory DIMMs, two per processor. DCPMMs are up to 512 GB each, for a total of up to 2 TB of Persistent Memory.
- One full-height half-length PCIe 3.0 x16 slot. Supports an Intel Omni-Path Architecture (OPA) adapter or Mellanox ConnectX-5 VPI adapter delivering ultra-high performance connectivity.
- One mezzanine LOM Generation 2 (ML2) slot, with a x16 PCIe 3.0 host interface. The ML2 slot supports NC-SI for out-of-band systems management.
- Supports SATA or NVMe SSDs drives to maximize I/O performance in terms of throughput, bandwidth, and latency.
- Supports a new Lenovo patented-design M.2 adapter for convenient operating system boot functions. Available M.2 adapters support either one M.2 drive or two M.2 drives in a RAID 1

configuration for boot drive performance and reliability.

- The use of solid-state drives (SSDs) instead of, or along with, traditional hard disk drives (HDDs) can improve I/O performance. An SSD can support up to 100 times more I/O read operations per second (IOPS) than a typical HDD.
- PCI Express 3.0 I/O expansion capabilities improve the theoretical maximum bandwidth by 60% compared with the previous generation of PCI Express 2.0.

### **Energy efficiency**

The direct water cooled solution offers the following energy efficiency features to save energy, reduce operational costs, increase energy availability, and contribute to a green environment:

- Water cooling eliminates power that is drawn by cooling fans in the chassis and dramatically reduces the required air movement in the server room, which also saves power. Savings as much as 40% are possible in the data center due to the reduced need for air conditioning.
- Water chillers may not be required with a direct water cooled solution. Chillers are a major expense for most geographies and can be reduced or even eliminated because the water temperature can now be 50°C instead of 18°C in an air-cooled environment.
- 85-90% heat recovery is possible with the DWC design. Heat energy absorbed may be reused for heating buildings in the winter for further operating expense savings.
- The processors and other microelectronics are run at lower temperatures because they are water cooled, which uses less power.
- 80 Plus Platinum and Titanium power supplies ensure energy efficiency.
- Intel Intelligent Power Capability can power on and off individual processor elements as needed to reduce power draw.
- Low-voltage 1.2 V DDR4 memory DIMMs use up to 20% less energy than 1.35 V DDR3 DIMMs.
- There are power monitoring and power capping capabilities through the FPC in the chassis
- Optional Lenovo XClarity Energy Manager provide advanced data center power notification, analysis, and policy-based management to help achieve lower heat output and reduced cooling needs.

### **Manageability and security**

The following powerful systems management features simplify local and remote management of the SD650 server:

- The server includes an XClarity Controller (XCC) to monitor server availability. Optional upgrade to XCC Advanced to provide remote control (keyboard video mouse) functions. Optional upgrade to XCC Enterprise enables the additional support for the mounting of remote media files (ISO and IMG image files), boot capture, and power capping.
- Lenovo XClarity Administrator offers comprehensive hardware management tools that help to increase uptime, reduce costs and improve productivity through advanced server management capabilities.
- New UEFI-based Lenovo XClarity Provisioning Manager, accessible from F1 during boot, provides system inventory information, graphical UEFI Setup, platform update function, RAID Setup wizard, operating system installation function, and diagnostic functions.
- Support for Lenovo XClarity Energy Manager which captures real-time power and temperature data from the server and provides automated controls to lower energy costs.
- Integrated Trusted Platform Module (TPM) 2.0 support enables advanced cryptographic functionality, such as digital signatures and remote attestation.
- Supports Secure Boot to ensure only a digitally signed operating system can be used. Supported on standard drives as well as M.2 drives in the M.2 Adapter.
- Industry-standard Advanced Encryption Standard (AES) NI support for faster, stronger encryption.

- Intel Execute Disable Bit functionality can prevent certain classes of malicious buffer overflow attacks when combined with a supported operating system.
- Intel Trusted Execution Technology provides enhanced security through hardware-based resistance to malicious software attacks, allowing an application to run in its own isolated space, protected from all other software running on a system.
- The n1200 DWC chassis includes drip sensors that monitor the inlet and outlet manifold quick connect couplers; leaks are reported via the Fan and Power Controller (FPC).

### **Availability and serviceability**

The SD650 server and NeXtScale n1200 DWC chassis provide the following features to simplify serviceability and increase system uptime:

- The NeXtScale n1200 DWC chassis supports N+N and N+1 power policies for its six power supplies, which means greater system uptime.
- The power supplies are hot-swappable.
- Toolless cover removal provides easy access to upgrades and serviceable parts, such as adapters and memory.
- The server offers Single Device Data Correction (SDDC, also known as Chipkill), Adaptive Double-Device Data Correction (ADDDC, also known as Redundant Bit Steering or RBS), memory mirroring, and memory rank sparing for redundancy in the event of a non-correctable memory failure.
- The Dual M.2 Boot Adapter supports RAID-1 which enables two installed M.2 drives to be configured as a redundant pair.
- Proactive Platform Alerts (including PFA and SMART alerts): Processors, voltage regulators, memory, internal storage (HDDs and SSDs, NVMe SSDs, M.2 storage), fans, power supplies, and server ambient and subcomponent temperatures. Alerts can be surfaced through the XClarity Controller to managers such as Lenovo XClarity Administrator and other standards-based management applications. These proactive alerts let you take appropriate actions in advance of possible failure, thereby increasing server uptime and application availability.
- The XCC offers optional remote management capability and can enable remote keyboard, video, and mouse (KVM) control and remote media for the server.
- The power source-independent light path diagnostics functionality provides individual light path LEDs that lead the technician to failed (or failing) components, which simplifies servicing, speeds up problem resolution, and helps increase system availability.
- Built-in diagnostics in UEFI, using Lenovo XClarity Provisioning Manager, speed up troubleshooting tasks to reduce service time.
- Lenovo XClarity Provisioning Manager supports diagnostics and can save service data to a USB key drive or remote CIFS share folder for troubleshooting and reduce service time.
- Auto restart in the event of a momentary loss of AC power (based on power policy setting in the XClarity Controller service processor)
- There is a three-year customer replaceable unit and onsite limited warranty, with next business day 9x5 coverage. Optional warranty upgrades and extensions are available.
- With water cooling, system fans are not required; only small power supply fans operate. This results in significantly reduced noise levels on the data center floor, a significant benefit to personnel having to work on site.

### **Components and connectors**

The front of the SD650 tray (two servers) is shown in the following figure.



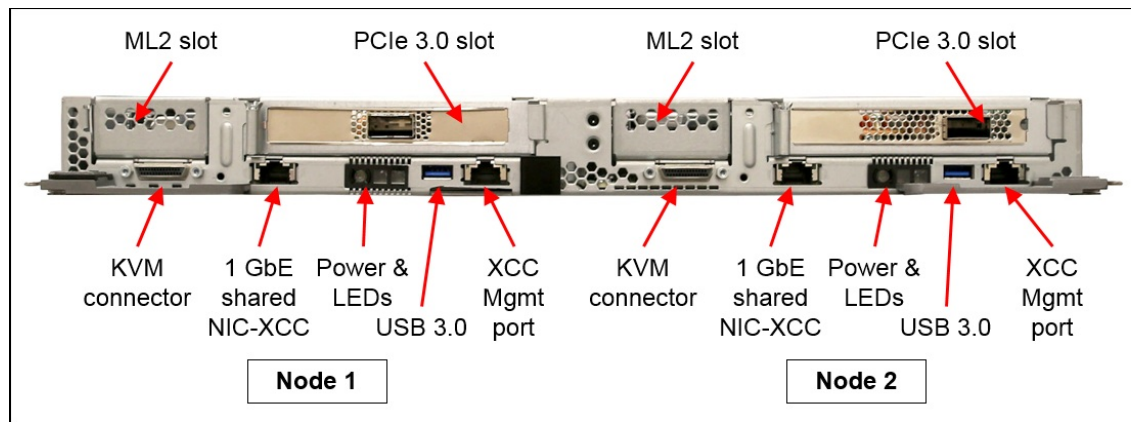


Figure 3. Front view of ThinkSystem SD650 tray (two independent servers)

The following figure shows the locations of key components inside the server.

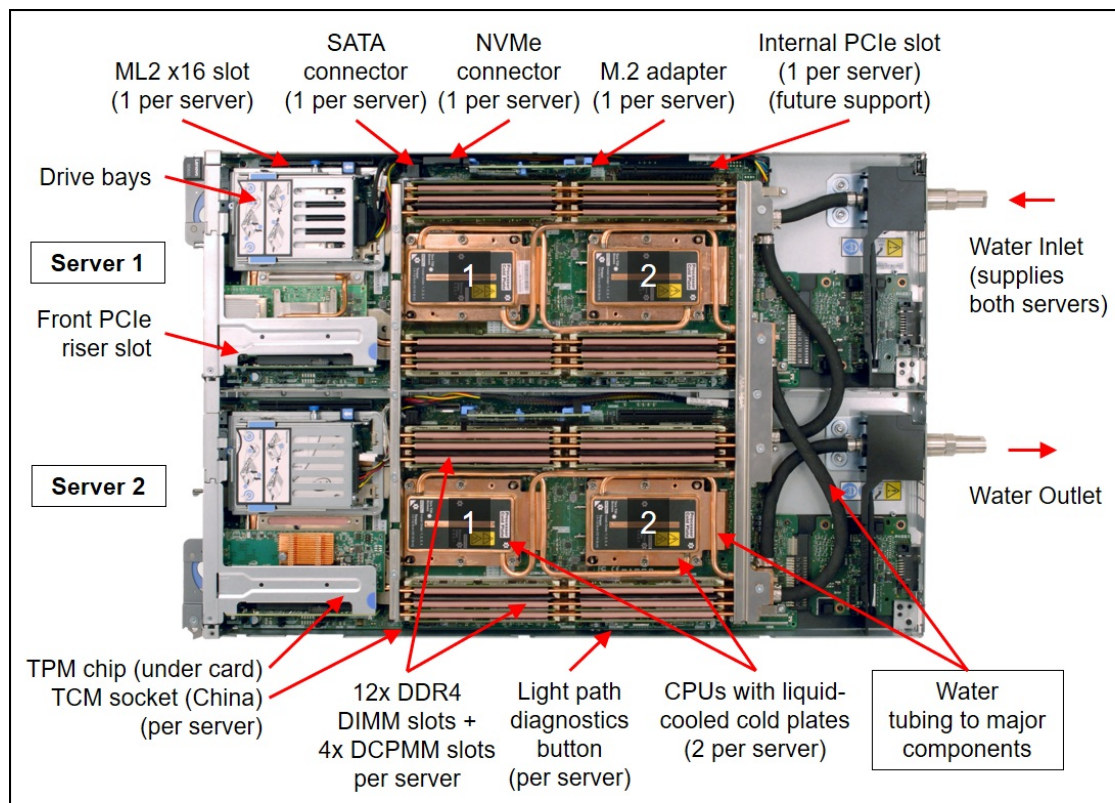


Figure 4. Inside view of two SD650 servers in the water cooled tray

The compute nodes are installed in the NeXtScale n1200 DWC enclosure, as shown in the following figure.




Figure 5. Front view of the n1200 DWC enclosure

The rear of the enclosure contains the power supplies, cooling water manifolds, and the Fan and Power Controller, as shown in the following figure.

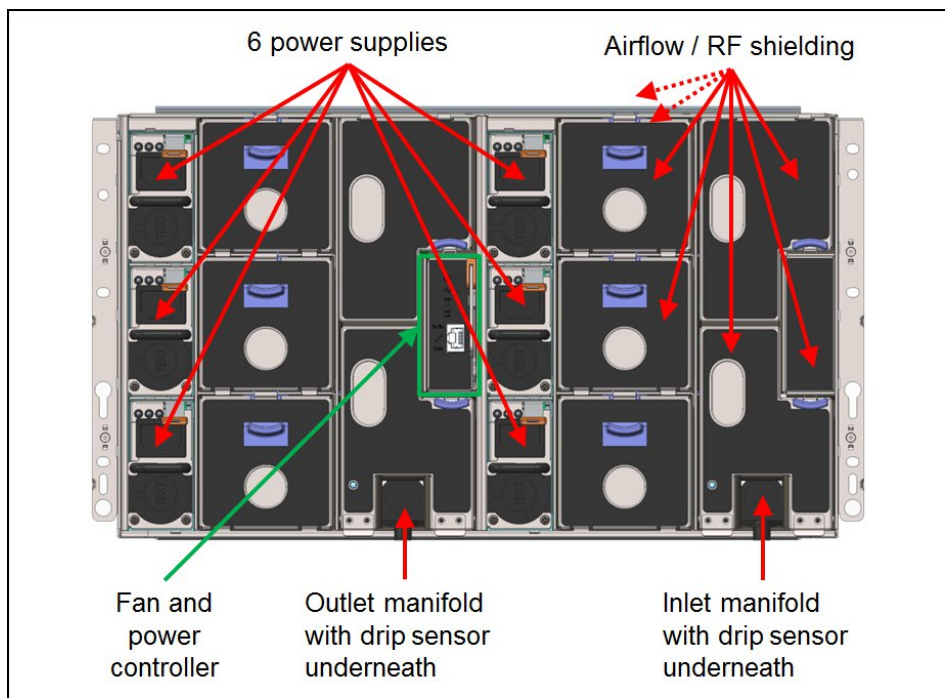


Figure 6. Rear view of the n1200 DWC enclosure

## System architecture

The following figure shows the architectural block diagram of the SD650, showing the major components and their connections.

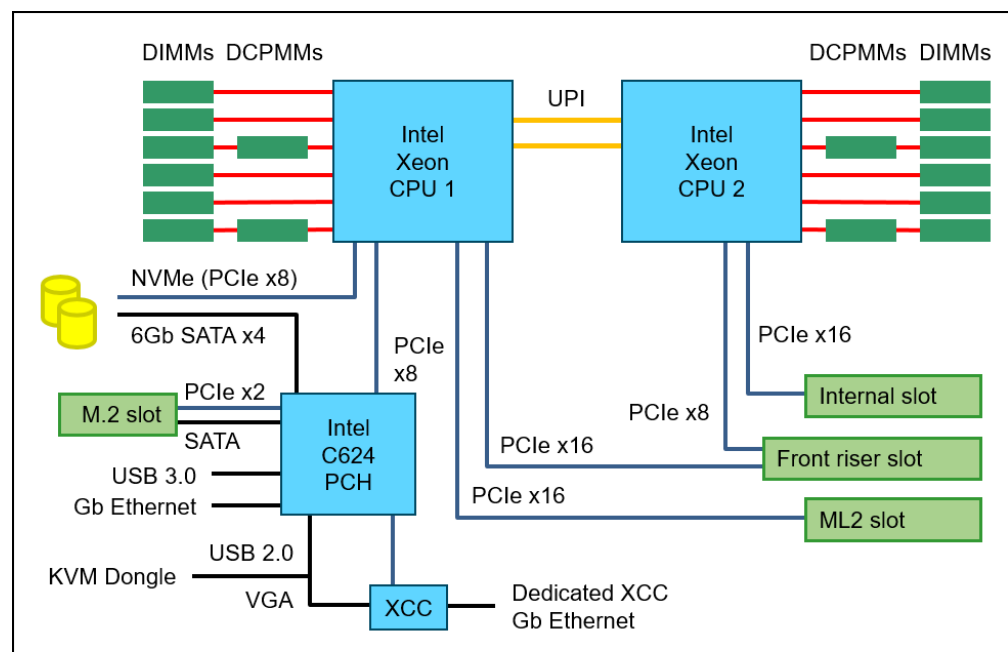


Figure 7. SD650 system architectural block diagram

## Standard specifications - SD650

The following table lists the standard specifications of the SD650 server.

Table 1. Standard specifications - SD650

Components	Specification
Machine type	7X58 for the compute tray, comprised of two independent servers
Form factor	Half-wide, 1U server. 2 server per full wide 1U compute tray.
Processor	Each server: Two second-generation Intel Xeon Scalable processors (formerly codename "Cascade Lake"). Supports processors with up to 28 cores, core speeds up to 3.8 GHz, and TDP ratings up to 240W. Two Intel Ultra Path Interconnect (UPI) links at up to 10.4 GTps each.
Chipset	Intel C624 chipset (formerly codename "Lewisburg")
Memory	Each server: 12 DIMM sockets (6 DIMMs per processor) at speeds up to 2933 MHz. Each processor has 6 memory channels, with 1 DIMM per channel.
Persistent memory	Each server: Supports up to four 2666 MHz Intel Optane DC Persistent Memory modules (DCPMMs) installed in slots dedicated to DCPMMs.



Components	Specification
Memory maximum	<ul style="list-style-type: none"> <li>With system memory DIMMs only: Up to 1.5 TB with 12x 128 GB 3DS RDIMMs and two processors</li> <li>With Persistent Memory in memory mode: Up to 2 TB of Persistent Memory with 4x 512GB Intel Optane DC Persistent Memory modules and two processors (1TB per processor)</li> <li>With Persistent Memory in AppDirect mode: Up to 2.75 TB total memory (2TB of Persistent Memory using 4x 512GB DCPMMs + 768 GB of system memory using 12x 64GB RDIMMs) with two processors (1.375 TB per processor)</li> </ul> <p><b>Note:</b> Support for more than 1TB of memory per processor (more than 2TB per server) requires M-suffix processors. These calculations include any Persistent Memory installed. See the <a href="#">Processor options</a> section for information.</p>
Memory protection	ECC, SDDC (for x4-based memory DIMMs), ADDDC (for x4-based memory DIMMs), memory mirroring, and memory sparing.
Disk drive bays	<p>Each server supports either of:</p> <ul style="list-style-type: none"> <li>Two 7mm SATA SSDs</li> <li>One 15mm SATA SSD or NVMe SSD (SATA HDD supported via Special Bid)</li> </ul> <p>In addition, the server supports M.2 drives with the addition of an M.2 adapter.</p> <p>Note: Drive bays are mutually exclusive with the use of the ML2 slot.</p>
Maximum internal storage	Each server: 3.84 TB using two 1.92 GB Enterprise Mainstream SATA 2.5" SSDs.
Storage controllers	<p>6 Gbps SATA:</p> <ul style="list-style-type: none"> <li>Onboard SATA AHCI (non-RAID).</li> <li>RAID 0 and 1 with the onboard SATA RAID (Intel RSTe)</li> </ul> <p>PCIe x4 NVMe:</p> <ul style="list-style-type: none"> <li>Onboard NVMe</li> <li>No RAID support</li> </ul> <p>Optional M.2 adapter:</p> <ul style="list-style-type: none"> <li>Single M.2 Adapter: 1x M.2 drive, no RAID</li> <li>Dual M.2 Adapter: 1 or 2x M.2 drives, RAID 0 or 1 with two drives</li> </ul>
Optical drive bays	None. Support for an external USB DVD RW Optical Disk Drive (See <a href="#">Optical drives</a> ).
Network interfaces	<p>Each server:</p> <ul style="list-style-type: none"> <li>One Gigabit Ethernet port with an RJ45 connector, based on the Intel Ethernet Connection X722, shared between the operating system and the XClarity Controller (XCC) management processor.</li> <li>One Gigabit Ethernet port dedicated for use with the XCC management processor.</li> <li>Optional network adapters for high-speed InfiniBand or Omni Path Architecture (OPA) communications</li> </ul> <p>Enclosure:</p> <ul style="list-style-type: none"> <li>10/100 Mb Ethernet port dedicated for use with the Fan and Power Controller (FPC) for systems management</li> </ul>

Components	Specification
PCI Expansion slots	<p>Each server:</p> <ul style="list-style-type: none"> <li>One PCIe 3.0 x24 front-accessible FHHL slot with riser card</li> <li>One ML2 x16 front-accessible slot with riser card. Supports NC-SI.</li> </ul> <p>Planned support:</p> <ul style="list-style-type: none"> <li>One internal PCIe x16 slot</li> </ul>
Ports	Front of the server: KVM connector; with the addition of a console breakout cable (1 cable standard with the chassis) supplies one RS232 serial port, one VGA port, and two USB 1.1 ports for local console connectivity. Two 1 Gbps Ethernet ports with RJ45 connectors (one dedicated to the XCC management processor). 10/100 Mb Ethernet port for use with the Fan and Power Controller at the rear of the chassis.
Video	Matrox G200 with 16 MB memory integrated into the XClarity Controller. Maximum resolution is 1920x1200 at 60 Hz with 16 bits per pixel.
Security features	Power-on password, administrator's password, Trusted Platform Module (TPM), supporting TPM 1.2 or TPM 2.0. In China only, optional Trusted Cryptographic Module (TCM).
Systems management	Operator panel with status LEDs. Light path diagnostics for local failure detection and reporting. XClarity Controller embedded management, XClarity Administrator centralized infrastructure delivery, XClarity Integrator plugins, and XClarity Energy Manager centralized server power management. Optional XClarity Controller Advanced to enable remote control functions.
Operating systems supported	Red Hat Enterprise Linux and SUSE Linux Enterprise Server. See the <a href="#">Operating system support</a> section for specific versions.
Limited warranty	Three-year customer-replaceable unit and onsite limited warranty.
Service and support	Optional service upgrades are available through Lenovo Services: 4-hour or 2-hour response time, 6-hour fix time, 1-year or 2-year warranty extension, software support for Lenovo hardware and some third-party applications.
Dimensions	Compute tray width: 432 mm (17 in.), height: 41.0 mm (1.6 in.), depth: 658.8 mm (25.9 in.).
Weight	Compute tray (2 servers): 17.2 kg (38 lb)

The SD650 tray is shipped with the following items:

- Documentation flyer

## Standard specifications - Enclosure

The NeXtScale n1200 DWC enclosure provides shared high-efficiency power supplies. The SD650 trays connect to the midplane of the n1200 enclosure. This midplane connection is for power and control only; the midplane does not provide any I/O connectivity.

The following table lists the standard specifications of the enclosure.

Table 2. Standard specifications: NeXtScale n1200 DWC enclosure

Components	Specification
Machine type	5468
Form factor	6U rack-mounted chassis.

Components	Specification
Maximum number of servers supported	Up to 12 compute nodes (2 compute nodes on 1 compute tray) per chassis.
Server support	Supports both ThinkSystem SD650 servers and NeXtScale nx360 M5 WCT servers (can coexist in the same enclosure)
Servers per 42U rack	Up to 72 servers in six 6U chassis (36U total, leaving space for top-of-rack switches, UPS units, and so on)
Midplane	Passive midplane provides connections to the 12 servers in the front to the power supplies and fans at the rear. Provides signals to control fan speed, power consumption, and node throttling as needed.
Fan and Power Controller	The FPC module is the management device for the chassis. Provides integrated systems management functions and controls the power and cooling features of the enclosure. Hot-swappable. Browser and CLI-based user interfaces for remote access via the dedicated 10/100 Mbps Ethernet port. Internal USB memory key for logging and configuration data.
Ports	RJ45 port on the rear of the chassis for 10/100 Ethernet connectivity to the FPC for power and cooling management. Each server has RJ45 Ethernet connectors as well as a KVM connector for USB, video and serial connections.
I/O architecture	None integrated. Use top-of-rack networking and storage switches.
Power supplies	Up to six hot-swap power supplies either 1300 W, 1500 W, or 2000 W. Power supplies installed at the rear of the chassis. Single power domain supplies power to all servers. Optional redundancy (N+1 or N+N) and oversubscription. Integrated 2500 RPM fan. 80 PLUS Platinum certified (1300 W power supply also available as Titanium certified). Built-in overload and surge protection.
Cooling	Direct water cooling supplied by water manifolds connected from the rear of the chassis. Lower-power internal components cooled by power supply fans.
System LEDs	FPC LEDs: Power, Activity, Locator, System error log, Ethernet port LEDs. Power supply LEDs: AC power, DC power, Fault LEDs. Servers have more LEDs.
Security features	Login password for remote connection. Secure Sockets Layer (SSL) security for remote management access. Supports LDAP for authorization. Trusted and signed firmware.
Systems management	Browser-based chassis management through an Ethernet port on the FPC at the rear of the enclosure. Servers provide more management features.
Temperature	<p>Operating water temperature:</p> <ul style="list-style-type: none"> <li>ASHRAE class W4: 2°C - 50°C (35.6°F - 122°F)</li> </ul> <p>Note: The minimum inlet water temperature is data center dependent, that is, the dew point at which condensation occurs. A minimum of 2°C is supported provided ambient air conditions are not such that condensation will occur. A minimum of 18°C is recommended.</p> <p>Operating air temperature:</p> <ul style="list-style-type: none"> <li>ASHRAE class A2 environment: 10°C - 35°C (50°F - 95°F)</li> <li>Derate maximum allowable temperature 1°C/175 m above 950 m</li> </ul> <p>See <a href="#">Operating Environment</a> for more information.</p>
Electrical power	200 V - 240 V ac input (nominal), 50 or 60 Hz
Power consumption	Maximum rated power consumption 9000 W per chassis (using 2000W power supplies)

Components	Specification
Power cords	One AC power cord for each power supply, 1.5 m 10 A, IEC320 C14 to C13
Limited warranty	Three-year customer-replaceable unit and onsite limited warranty with 9x5/NBD.
Dimensions	Height: 263.3 mm (10.4 in.) Depth: 914.5 mm (36 in.) Width: 447 mm (17.6 in.)
Weight	Fully configured (stand-alone): approximately 135.5 kg (298 lbs) Empty enclosure (with midplane, FPC, and cables): approximately 25 kg (55 lbs)

The chassis ships with the following items:

- Rail kit
- Four detachable chassis lift handles
- One Console breakout cable (also known as a KVM Dongle)
- Documentation flyer

## Models

There are no standard SD650 models; all servers must be configured by using the configure-to-order (CTO) process. The ThinkSystem SD650 machine type is 7X58.

The following table lists the base CTO models.

Table 3. Base CTO models

Machine Type/Model	Description
7X58CTO1WW	ThinkSystem SD650 (3-Year Warranty)

The following table lists the base chassis choices for CTO configurations with second-generation Intel Xeon Scalable processors.

Table 4. Base chassis for CTO models

Feature code	Description
B4H0	ThinkSystem SD650 CLX DWC Full Wide Compute Tray
B5PM	ThinkSystem SD650 CLX DWC Full Wide Compute Tray for Persistent Memory

## Enclosure models

There are no standard models of the water-cooled chassis; all NeXtScale n1200 DWC chassis must be configured by using the CTO process. The machine type is 5468.

The water manifold a separate machine type 5469.

## Processors

The SD650 supports the second-generation Intel Xeon Scalable processors that are listed in the following table. Two processors must be selected - the server is not supported with only one processor installed.

**First generation processors:** The SD650 also supports first-generation Xeon Scalable processors. For details, see <https://lenovopress.com/lp0636>.

All supported processors have the following characteristics:

- Second-generation Intel Xeon Scalable processors (formerly codenamed "Cascade Lake")
- 14 nm process technology
- Six DDR4 memory channels
- 48 PCIe 3.0 I/O lanes
- 1 MB L2 cache
- 1.375 MB or more L3 cache per core
- Intel Hyper-Threading Technology
- Intel Turbo Boost Technology 2.0
- Intel Advanced Vector Extensions 512 (AVX-512)
- Intel Ultra Path Interconnect (UPI) links at up to 10.4 GT/s

Some processors include a suffix letter in the processor model number:

- L: Large memory tier (supports total memory up to 4.5TB per processor)
- M: Medium memory tier (supports total memory up to 2TB per processor)
- N: NFV optimized
- S: Search optimized
- T: High Tcase
- U: Single socket
- V: VM Density optimized
- Y: Speed Select

Processors with a suffix other than L or M, as well as those without a suffix, support up to 1TB per processor.

**B suffix:** B is not an official suffix, but instead used by Intel to distinguish between the Xeon Gold 5218 and the Xeon Gold 5218B processors. These two processor models have the same core counts, frequencies, and features, however they are based on different die configurations. You should not install 5218 and 5218B processors in the same server.



Table 5. Processor selections for the SD650

Feature code	Description
B6CL	Intel Xeon Gold 6226 12C 125W 2.8GHz Processor
B4HJ	Intel Xeon Gold 6230 20C 125W 2.1GHz Processor
B6CP	Intel Xeon Gold 6230T 20C 125W 2.1GHz Processor
B6CK	Intel Xeon Gold 6234 8C 130W 3.3GHz Processor
B6CJ	Intel Xeon Gold 6238 22C 140W 2.1GHz Processor
B6CM	Intel Xeon Gold 6238M 22C 140W 2.1GHz Processor
B4P2	Intel Xeon Gold 6238T 22C 125W 1.9GHz Processor
B4HH	Intel Xeon Gold 6240 18C 150W 2.6GHz Processor
B6CN	Intel Xeon Gold 6240M 18C 150W 2.6GHz Processor
B4NV	Intel Xeon Gold 6240Y 18/14/8C 150W 2.6GHz Processor
B4HG	Intel Xeon Gold 6242 16C 150W 2.8GHz Processor
B4HF	Intel Xeon Gold 6244 8C 150W 3.6GHz Processor
B4HE	Intel Xeon Gold 6248 20C 150W 2.5GHz Processor
B4HC	Intel Xeon Gold 6252 24C 150W 2.1GHz Processor
B6CT	Intel Xeon Gold 6252N 24C 150W 2.3GHz Processor
B4HD	Intel Xeon Gold 6254 18C 200W 3.1GHz Processor
B6CU	Intel Xeon Gold 6262V 24C 135W 1.9GHz Processor
B5RZ	Intel Xeon Platinum 8253 16C 125W 2.2GHz Processor
B4HB	Intel Xeon Platinum 8260 24C 165W 2.4GHz Processor
B4NZ	Intel Xeon Platinum 8260M 24C 165W 2.4GHz Processor
B4NU	Intel Xeon Platinum 8260Y 24/20/16C 165W 2.4GHz Processor
B4HA	Intel Xeon Platinum 8268 24C 205W 2.9GHz Processor
B4H9	Intel Xeon Platinum 8270 26C 205W 2.7GHz Processor
B6X4	Intel Xeon Platinum 8274 24C 240W 3.2GHz Processor
B4H8	Intel Xeon Platinum 8276 28C 165W 2.2GHz Processor
B4NY	Intel Xeon Platinum 8276M 28C 165W 2.2GHz Processor
B4H7	Intel Xeon Platinum 8280 28C 205W 2.7GHz Processor
B4NX	Intel Xeon Platinum 8280M 28C 205W 2.7GHz Processor

## Memory capacity of processors

Second-generation Xeon Scalable processors are limited to the amount of memory they can address, as follows:

- Processors with an L suffix (eg 8280L): Up to 4.5 TB per processor
- Processors with an M suffix (eg 8280M): Up to 2 TB per processor
- All other processors: Up to 1 TB per processor

The calculation of the total memory per processor includes both the system memory DIMMs and the Persistent Memory DCPMMs installed in the server.

For example:

- A configuration using 6x 128GB DIMMs per processor is 768GB per processor, which means that

neither an M nor an L processor is required

- A configuration using 6x 32GB DIMMs + 2x 256GB DCPMMs is a total of 1.1875 TB which means an M processor is required
- A configuration using 6x 128GB DIMMs + 2x 512GB DCPMMs is a total of 1.75 TB which means an M processor is required

**Tip:** There are no memory configurations of the SD650 that require an L-suffix processor.

## Processor features

The following table compares the features of the supported second-generation Intel Xeon processors.

### Abbreviations used in the table:

- UPI: Ultra Path Interconnect
- TDP: Thermal Design Power
- FMA: Number of Intel AVX-512 Fused-Multiply Add (FMA) units
- HT: Hyper-Threading
- TB: Turbo Boost 2.0
- VT: Virtualization Technology (includes VT-x and VT-d)
- SST-PP: Speed Select Technology - Performance Profile
- DCPMM: DC Persistent Memory Module support
- RAS: Reliability, Availability, and Serviceability: Std = Standard, Adv = Advanced

The processors that support SST-PP offer three distinct operating points that are defined by a core count with a base speed associated with that core count. The operating point is selected during the boot process and cannot be changed at runtime.

Table 6. Processor specifications

CPU model	Cores / threads	Core speed (Base / TB max)	L3 cache*	Max memory speed	Max memory per CPU	UPI links & speed	FMA units	TDP	HT	TB	VT	SST-PP	DCPMM	RAS
<b>Intel Xeon 6200 (Gold) processors</b>														
6226	12 / 24	2.7 / 3.7 GHz	19.25 MB*	2933 MHz	1 TB	3, 10.4 GT/s	2	125 W	Y	Y	Y	N	Y	Adv
6230	20 / 40	2.1 / 3.9 GHz	27.5 MB	2933 MHz	1 TB	3, 10.4 GT/s	2	125 W	Y	Y	Y	N	Y	Adv
6230T	20 / 40	2.1 / 3.9 GHz	27.5 MB	2933 MHz	1 TB	3, 10.4 GT/s	2	125 W	Y	Y	Y	N	Y	Adv
6234	8 / 16	3.3 / 4.0 GHz	24.75 MB	2933 MHz	1 TB	3, 10.4 GT/s	2	130 W	Y	Y	Y	N	Y	Adv
6238	22 / 44	2.1 / 3.7 GHz	30.25 MB	2933 MHz	1 TB	3, 10.4 GT/s	2	140 W	Y	Y	Y	N	Y	Adv
6238M	22 / 44	2.1 / 3.7 GHz	30.25 MB	2933 MHz	2 TB	3, 10.4 GT/s	2	140 W	Y	Y	Y	N	Y	Adv
6238L	22 / 44	2.1 / 3.7 GHz	30.25 MB	2933 MHz	4.5 TB	3, 10.4 GT/s	2	140 W	Y	Y	Y	N	Y	Adv
6238T	22 / 44	1.9 / 3.7 GHz	30.25 MB	2933 MHz	1 TB	3, 10.4 GT/s	2	125 W	Y	Y	Y	N	Y	Adv
6240	18 / 36	2.6 / 3.9 GHz	24.75 MB	2933 MHz	1 TB	3, 10.4 GT/s	2	150 W	Y	Y	Y	N	Y	Adv
6240M	18 / 36	2.6 / 3.9 GHz	24.75 MB	2933 MHz	2 TB	3, 10.4 GT/s	2	150 W	Y	Y	Y	N	Y	Adv
6240Y	18 / 36	2.6 / 3.9 GHz	24.75 MB	2933 MHz	1 TB	3, 10.4 GT/s	2	150 W	Y	Y	Y	Y	Y	Adv
	14 / 28	2.8 / 3.9 GHz												
	8 / 16	3.1 / 3.9 GHz												
6242	16 / 32	2.8 / 3.9 GHz	22 MB	2933 MHz	1 TB	3, 10.4 GT/s	2	150 W	Y	Y	Y	N	Y	Adv
6244	8 / 16	3.6 / 4.4 GHz	24.75 MB*	2933 MHz	1 TB	3, 10.4 GT/s	2	150 W	Y	Y	Y	N	Y	Adv
6248	20 / 40	2.5 / 3.9 GHz	27.5 MB	2933 MHz	1 TB	3, 10.4 GT/s	2	150 W	Y	Y	Y	N	Y	Adv
6252	24 / 48	2.1 / 3.7 GHz	35.75 MB*	2933 MHz	1 TB	3, 10.4 GT/s	2	150 W	Y	Y	Y	N	Y	Adv

CPU model	Cores / threads	Core speed (Base / TB max)	L3 cache*	Max memory speed	Max memory per CPU	UPI links & speed	FMA units	TDP	HT	TB	VT	SST-PP	DCPMM	RAS
6252N	24 / 48	2.3 / 3.6 GHz	35.75 MB*	2933 MHz	1 TB	3, 10.4 GT/s	2	150 W	Y	Y	Y	N	Y	Adv
6254	18 / 36	3.1 / 4.0 GHz	24.75 MB	2933 MHz	1 TB	3, 10.4 GT/s	2	200 W	Y	Y	Y	N	Y	Adv
6262V	24 / 48	1.9 / 3.6 GHz	33 MB	2400 MHz	1 TB	3, 10.4 GT/s	2	135 W	Y	Y	Y	N	Y	Adv
<b>Intel Xeon 8200 (Platinum) processors</b>														
8253	16 / 32	2.2 / 3.0 GHz	22 MB	2933 MHz	1 TB	3, 10.4 GT/s	2	125 W	Y	Y	Y	N	Y	Adv
8260	24 / 48	2.4 / 3.9 GHz	35.75 MB*	2933 MHz	1 TB	3, 10.4 GT/s	2	165 W	Y	Y	Y	N	Y	Adv
8260M	24 / 48	2.4 / 3.9 GHz	35.75 MB*	2933 MHz	2 TB	3, 10.4 GT/s	2	165 W	Y	Y	Y	N	Y	Adv
8260Y	24 / 48	2.4 / 3.9 GHz	35.75 MB*	2933 MHz	1 TB	3, 10.4 GT/s	2	165 W	Y	Y	Y	Y	Y	Adv
	20 / 40	2.5 / 3.9 GHz												
	16 / 32	2.7 / 3.9 GHz												
8268	24 / 48	2.9 / 3.9 GHz	35.75 MB*	2933 MHz	1 TB	3, 10.4 GT/s	2	205 W	Y	Y	Y	N	Y	Adv
8270	26 / 52	2.7 / 4.0 GHz	35.75 MB	2933 MHz	1 TB	3, 10.4 GT/s	2	205 W	Y	Y	Y	N	Y	Adv
8274	24 / 48	3.2 / 4.0 GHz	35.75 MB	2933 MHz	1 TB	3, 10.4 GT/s	2	240 W	Y	Y	Y	N	Y	Adv
8276	28 / 56	2.2 / 4.0 GHz	38.5 MB	2933 MHz	1 TB	3, 10.4 GT/s	2	165 W	Y	Y	Y	N	Y	Adv
8276M	28 / 56	2.2 / 4.0 GHz	38.5 MB	2933 MHz	2 TB	3, 10.4 GT/s	2	165 W	Y	Y	Y	N	Y	Adv
8280	28 / 56	2.7 / 4.0 GHz	38.5 MB	2933 MHz	1 TB	3, 10.4 GT/s	2	205 W	Y	Y	Y	N	Y	Adv
8280M	28 / 56	2.7 / 4.0 GHz	38.5 MB	2933 MHz	2 TB	3, 10.4 GT/s	2	205 W	Y	Y	Y	N	Y	Adv

\* L3 cache is 1.375 MB per core or larger. Processors with a larger L3 cache per core are marked with an \*

\*\* The Intel Xeon Gold 5218 and 5218B processors have similar specifications; however, they use different silicon designs and cannot be mixed in the same system.

## Memory

Each SD650 server has 12x TruDDR4 DIMM slots, plus 4x additional slots reserved for Persistent Memory modules (DCPMMs), as shown in the following figure.




Figure 8. Location of DIMMs in each server (two servers per tray)

The SD650 uses Lenovo TruDDR4 memory operating at up to 2933 MHz. The server supports 12 DIMMs with two processors installed, 6 DIMMs per processor. Each processor has six memory channels with 1 DIMM per channel. With 12x 128 GB LRDIMMs, each server supports up to 1.5 TB of memory.

The SD650 with second-generation Intel Xeon Scalable processors also supports Intel Optane DC Persistent Memory, as described in the [Persistent Memory](#) section.

The DIMMs supported with the SD650 server are listed in the following table.

Table 7. Memory support

Feature code	Description	Maximum supported
2933 MHz		
B4H1	ThinkSystem 8GB TruDDR4 2933MHz (1Rx8 1.2V) RDIMM	12
B4H2	ThinkSystem 16GB TruDDR4 2933MHz (2Rx8 1.2V) RDIMM	12
B4H3	ThinkSystem 32GB TruDDR4 2933MHz (2Rx4 1.2V) RDIMM	12
B4H4	ThinkSystem 64GB TruDDR4 2933MHz (2Rx4 1.2V) RDIMM	12
B587	ThinkSystem 128GB TruDDR4 2933MHz (4Rx4 1.2V) 3DS RDIMM	12
2666 MHz		
AUNC	ThinkSystem 16GB TruDDR4 2666 MHz (2Rx8 1.2V) RDIMM	12
AUND	ThinkSystem 32GB TruDDR4 2666 MHz (2Rx4 1.2V) RDIMM	12

Lenovo TruDDR4 memory uses the highest quality components that are sourced from Tier 1 DRAM suppliers and only memory that meets the strict requirements of Lenovo is selected. It is compatibility tested and tuned to maximize performance and reliability. From a service and support standpoint, Lenovo TruDDR4 memory automatically assumes the system warranty, and Lenovo provides service and support worldwide.

The following rules apply when selecting the memory configuration:

- The server supports RDIMMs, LRDIMMs and 3DS RDIMMs. UDIMMs are not supported.
- Mixing RDIMMs and LRDIMMs is not supported.
- Mixing 3DS RDIMMs with either RDIMMs or LRDIMMs is not supported.
- Mixing x4 and x8 DIMMs is supported.
- Mixing of 2666 MHz and 2933 MHz is supported, however, all installed memory will operate at the lowest speed.

The following memory protection technologies are supported:

- ECC
- SDDC (also known as Chipkill, for x4-based memory DIMMs; look for "x4" in the DIMM description)
- ADDDC (also known as Redundant Bit Steering or RBS, for x4-based memory DIMMs)
- Memory mirroring
- Memory rank sparing

If memory channel mirroring is used, then DIMMs must be installed in pairs or sets of three (minimum of one pair or set of three per processor), and all DIMMs in the pair or set of three must be identical in type and size. 50% of the installed capacity is available to the operating system.

If memory rank sparing is used, then a minimum of two single-rank or dual-rank DIMMs must be installed per populated channel (the DIMMs do not need to be identical). In rank sparing mode, one rank of a DIMM in each populated channel is reserved as spare memory. The largest rank in the channel will be automatically selected as the spare rank. The amount of memory available to the operating system depends on the number, capacity and rank counts of the DIMMs installed.

## Persistent Memory

**Temporarily Unavailable:** Persistent Memory is temporarily not available with the ThinkSystem SD650. The feature codes described in this section are not selectable in the configurator.

The SD650 server supports Intel Optane DC Persistent Memory, a new class of memory and storage technology explicitly architected for data center usage. Persistent Memory offers significantly lower latency than fetching data from SSDs, even NVMe SSDs, and offers higher capacities than system memory.

Using Lenovo ThinkSystem servers running applications that are tuned for Intel Optane DC Persistent Memory will result in lower data latency compared to solid-state drive technology. When data is stored closer to the processor on nonvolatile media, applications can see significant overall improvement in performance.

**Tip:** To select persistent memory in a CTO order, ensure you select feature code B5PM as the system base, ThinkSystem SD650 CLX DWC Full Wide Compute Tray for Persistent Memory.

The following table lists the ordering information for the DC Persistent Memory modules (DCPMMs).

Table 8. DCPMM part numbers

Feature code	Description	Maximum supported
B4LV	ThinkSystem 128GB TruDDR4 2666MHz (1.2V) Intel Optane DC Persistent Memory	4 (2 per processor)
B4LW	ThinkSystem 256GB TruDDR4 2666MHz (1.2V) Intel Optane DC Persistent Memory	4 (2 per processor)
B4LX	ThinkSystem 512GB TruDDR4 2666MHz (1.2V) Intel Optane DC Persistent Memory	4 (2 per processor)

The following are the requirements when installing DCPMMs:

- Only second-generation Intel Xeon Scalable Family processors support DCPMMs. First generation Xeon Scalable processors are not supported.
- Only the Platinum level, Gold level, and the Silver 4215 processor models support DCPMMs. All other Silver and all Bronze level processors do not support DCPMMs. See the [Processor features](#) section for details.
- All installed DCPMMs must be the same size. Mixing DCPMMs of different capacities is not supported
- DCPMMs are installed in the black DIMM slots (see the [Internal view](#) of the server)
- Minimum 2 TruDDR4 DIMMs per processor (1 per memory controller)
- For Memory Mode, minimum 2 DCPMMs per processor (install 1 per memory controller)
- For App Direct Mode, minimum 1 DCPMM installed in the server (any processor)
- When either Memory Mode or Mixed Mode is used, the ratio of memory to DCPMMs must be between 1:16 and 1:4, but the recommended ratio is 1:4 for the best performance. For example, 6x 16GB DIMMs + 2x 256GB DCPMMs is a ratio of 1:5.33. This ratio requirement does not apply to App Direct mode.
- In configurations with DCPMMs installed, memory mirroring is supported, with two restrictions:
  - Mirroring is only enabled on the DRAM DIMMs installed in the server; The DCPMMs themselves do not support mirroring.
  - Only App Direct mode is supported. Memory mirroring cannot be enabled when DCPMMs are in Memory Mode or Mixed Mode.
- Memory sparing is not supported with DCPMMs installed



DCPMMs offer the following memory protection technologies:

- ECC
- SDDC
- DDDC
- Patrol scrubbing
- Demand scrubbing

In the App Direct mode, the DCPMMs also support memory mirroring that is performed by the processor's integrated memory controllers. Memory mirroring is not supported in Memory Mode or Mixed Mode. Memory rank sparing is not supported by DCPMMs in any mode.

For more information, see the Intel Optane DC Persistent Memory (DCPMM) product guide, <https://lenovopress.com/LP1066>

## Internal storage

The SD650 server supports one or two 2.5-inch drives internally in each server. These are Simple-Swap drives that are not front accessible so will require both servers in the tray to be powered off and the tray removed from the chassis before replacing the drives.

Each server supports two 7mm high drives or one 15mm drive:

- Two 7mm SATA SSDs
- One 15mm SATA SSD and NVMe SSD

The following figure shows two 7mm drives installed in a drive cage. See the [Components and connectors](#) section for the location of the drive bays.

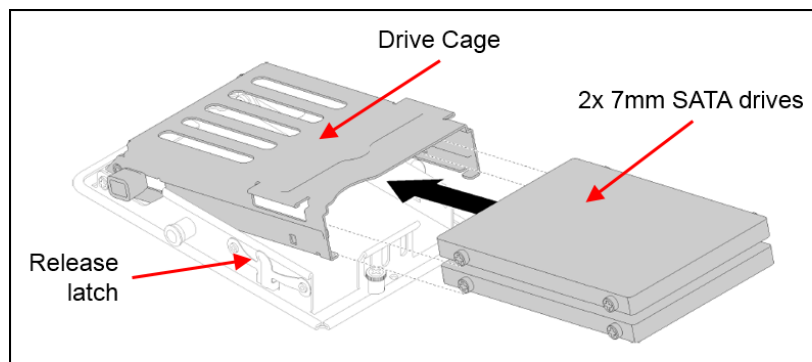


Figure 9. Two 7mm SATA SSDs installed in a drive cage

Supported drives are listed in the following table. The table also lists the drive cage that is required to mount the drive in the server.

**Internal drives and ML2 adapters:** The use of the internal drive bays is mutually exclusive with the use of the ML2 slot.

Table 9. Supported internal drives and drive cages

Feature code	Description	Maximum supported
<b>Drive cages</b>		
B1BU	ThinkSystem SD650 DWC Storage Cage (SATA) (for 7mm drives)	1 per server
B1BV	ThinkSystem SD650 DWC Storage Cage (NVMe/SATA) (for 15mm drives)	1 per server
<b>7mm SATA SSDs - Entry</b>		
B49J	ThinkSystem SD650 2.5" Intel S4510 240GB Entry SATA SSD	2 per server
B49K	ThinkSystem SD650 2.5" Intel S4510 480GB Entry SATA SSD	2 per server
B0ZJ	Intel S4500 240GB Enterprise Entry SATA 2.5" SSD for NeXtScale	2 per server
B0ZK	Intel S4500 480GB Enterprise Entry SATA 2.5" SSD for NeXtScale	2 per server
AVHV	PM863a 240GB Enterprise Entry SATA 2.5" SSD for NeXtScale	2 per server
AVHW	PM863a 480GB Enterprise Entry SATA 2.5" SSD for NeXtScale	2 per server
<b>7mm SATA SSDs - Mainstream</b>		
B49W	ThinkSystem SD650 2.5" Intel S4610 240GB Mainstream SATA SSD	2 per server
B49X	ThinkSystem SD650 2.5" Intel S4610 480GB Mainstream SATA SSD	2 per server
B49Y	ThinkSystem SD650 2.5" Intel S4610 960GB Mainstream SATA SSD	2 per server
B49Z	ThinkSystem SD650 2.5" Intel S4610 1.92TB Mainstream SATA SSD	2 per server
B10M	Intel S4600 1.92TB Enterprise Mainstream SATA 2.5" SSD for NeXtScale	2 per server
B10J	Intel S4600 240GB Enterprise Mainstream SATA 2.5" SSD for NeXtScale	2 per server
B10K	Intel S4600 480GB Enterprise Mainstream SATA 2.5" SSD for NeXtScale	2 per server
B10L	Intel S4600 960GB Enterprise Mainstream SATA 2.5" SSD for NeXtScale	2 per server
<b>15mm NVMe SSDs</b>		
B315	ThinkSystem SD650 U.2 Intel P4600 1.6TB Mainstream NVMe PCIe3.0 x4 SSD	1 per server
B62M	ThinkSystem SD650 U.2 Intel P4610 1.6TB Mainstream NVMe PCIe3.0 x4 SSD	1 per server

In addition, the SD650 supports M.2 adapters and drives, similar to other servers in the ThinkSystem portfolio. The M.2 adapter is installed in a dedicated slot on the system board. The M.2 drives attach to the adapter: the single M.2 adapter supports 1 drive and the dual M.2 adapter supports two drives and supports RAID-0, RAID-1, or JBOD.

**Note:** When the dual M.2 adapter is selected, only 32GB M.2 drives can be used. The 128GB M.2 drives are not supported with the dual M.2 adapter when installed in the SD650.

The following table lists the supported M.2 adapters and drives.

Table 10. M.2 adapters and drives

Feature code	Description	Maximum supported
<b>M.2 adapters</b>		
AUMU	ThinkSystem M.2 Enablement Kit (Single M.2 Adapter)	1 per server
AUMV	ThinkSystem M.2 with Mirroring Enablement Kit (Dual M.2 Adapter)	1 per server
<b>M.2 drives</b>		
AUUL	ThinkSystem M.2 CV1 32GB SATA 6Gbps Non-Hot Swap SSD	2 per server**
AUUV	ThinkSystem M.2 CV3 128GB SATA 6Gbps Non-Hot Swap SSD	1 per server*
B5S4	ThinkSystem M.2 5100 240GB SATA 6Gbps Non-Hot Swap SSD	1 per server*

\* The SD650 only supports one 128GB or one 240GB M.2 drive; only supported in the Single M.2 Adapter. See the environmental requirements in the [Operating environment](#) section

\*\* The use of 2 requires the Dual M.2 Adapter

For more information about the M.2 adapters and M.2 drives, see the M.2 product guide:

<https://lenovopress.com/lp0769-thinksystem-m2-drives-adapters>

## Internal tape drives

The SD650 does not support internal tape drives.

## Optical drives

The server supports the external USB optical drive listed in the following table.

Table 11. External optical drive

Part number	Feature code	Description
7XA7A05926	AVV8	ThinkSystem External USB DVD RW Optical Disk Drive

The drive is based on the Lenovo Slim DVD Burner DB65 drive and supports the following formats: DVD-RAM, DVD-RW, DVD+RW, DVD+R, DVD-R, DVD-ROM, DVD-R DL, CD-RW, CD-R, CD-ROM.

## I/O expansion options

The SD650 has the following I/O expansion options:

- One PCIe 3.0 x24 front-accessible FHHL slot with riser card
- One ML2 x16 front-accessible slot with riser card. Supports NC-SI.

**ML2 adapters and internal drives:** The use of the ML2 slot is mutually exclusive with the use of the internal drive bays.

The server also has the following slot ready for future support of adapters:

- One internal PCIe x16 slot

The front accessible slots are shown in the following figure.




Figure 10. Front accessible PCIe slots

To use the front-accessible slots, the riser cards listed in the following table is required.

Table 12. Riser card options

Feature code	Description	Maximum supported
B1BX	ThinkSystem SD650 DWC PCI-E Riser (FHHL slot)	1
A5JV	ThinkSystem SD650 DWC ML2 Riser (ML2 slot)	1

## Network adapters

The server offers one Gigabit Ethernet port with an RJ45 connector, based on the Intel Ethernet Connection X722, shared between the operating system and the XClarity Controller (XCC) management processor. The second standard Gigabit Ethernet port is reserved for systems management.

The server supports high-speed network adapters in the front-accessible full-height half-length PCIe slot and the ML2 slot. Supported adapters are listed in the following table. The use of an adapter in these slots also requires the installation of a riser card.

**ML2 adapters and internal drives:** The use of the ML2 slot is mutually exclusive with the use of the internal drive bays.

The Mellanox ConnectX-6 HDR adapter (feature B4RG) implements SharedIO, also known as Mellanox Multi-Host technology. With SharedIO, a Mellanox VPI adapter is installed in a slot in one SD650 server in a tray and an auxiliary adapter (feature B4RB) is installed in a slot in adjacent server in the same tray. A cable connects the two adapters together. The result is that the two servers share the network connection of the VPI adapter with significant savings both in the cost of the adapters but also the cost of switch ports.

The SD650 server offers two Omni Path Architecture solutions. Feature AU0B is a standard PCIe x16 OPA adapter with an air-cooled heatsink, whereas feature B21S is the same adapter but with a cold plate and copper tubing that connects to the water infrastructure of the server. Select feature B21S in your configuration when you want to maximize heat recovery through water cooling, rather than relying on room air conditioning.

Table 13. Network adapters

Feature code	Description	Maximum supported
Riser cards		
B1BX	ThinkSystem SD650 DWC PCI-E Riser (FHHL slot)	1
A5JV	ThinkSystem SD650 DWC ML2 Riser (ML2 slot)	1
PCIe Adapter cards (FHHL slot)		
B1C2	ThinkSystem SD650 DWC Mellanox ConnectX-5 EDR 1-port Adapter	1
B4RG	ThinkSystem Mellanox ConnectX-6 HDR/200GbE QSFP56 1-port PCIe 4 VPI Adapter (SharedIO) DWC (installs in one server in a tray; Aux card (feature B4RB) is installed in adjacent server)	1
B4RB	ThinkSystem Mellanox HDR/200GbE 2x PCIe Aux Kit (requires adapter feature B4RG; includes the cable to connect the two adapters together)	1
AU0B	Intel OPA 100 Series Single-port PCIe 3.0 x16 HFA	1
B21S	ThinkSystem SD650 DWC Intel OPA 100 Series Single-port PCIe 3.0 x16 HFA	1
ML2 Adapter cards (ML2 slot)		
ATRH	Intel X710-DA2 ML2 2x10GbE SFP+ Adapter	1

## Storage host bus adapters

The SD650 server currently does not support storage host bus adapters.

## Flash storage adapters

The SD650 server currently does not support Flash storage adapters.



## **GPU adapters**

The SD650 server currently does not support GPUs.

## Cooling

One of the most notable features of the ThinkSystem SD650 offering is direct water cooling. Direct water cooling (DWC) is achieved by circulating the cooling water directly through cold plates that contact the CPU thermal case, DIMMs, and other high-heat-producing components in the server.

One of the main advantages of direct water cooling is the water can be relatively warm and still be effective because water conducts heat much more effectively than air. Depending on the server configuration, 85-90% of the heat is removed by water cooling; the rest can be easily managed by a standard computer room air conditioner.

Allowable inlet temperatures for the water can be as high as 50°C (122°F). In most climates, water-side economizers can supply water at temperatures below 50°C for most of the year. This ability allows the data center chilled water system to be bypassed thus saving energy because the chiller is the most significant energy consumer in the data center. Typical economizer systems, such as dry-coolers, use only a fraction of the energy that is required by chillers, which produce 6-10 °C (43-50 °F) water. The facility energy savings are the largest component of the total energy savings that are realized when the SD650 is deployed.

The advantages of the use of water cooling over air cooling result from water's higher specific heat capacity, density, and thermal conductivity. These features allow water to transmit heat over greater distances with much less volumetric flow and reduced temperature difference as compared to air.

For cooling IT equipment, this heat transfer capability is its primary advantage. Water has a tremendously increased ability to transport heat away from its source to a secondary cooling surface, which allows for large, more optimally designed radiators or heat exchangers rather than small, inefficient fins that are mounted on or near a heat source, such as a CPU.

The ThinkSystem SD650 offering uses the benefits of water by distributing it directly to the highest heat generating server subsystem components. By doing so, the offering realizes 7% - 10% direct energy savings when compared to an air-cooled equivalent. That energy savings results from the removal of the system fans and the lower operating temp of the direct water-cooled system components.

The direct energy savings at the chassis level, combined with the potential for significant facility energy savings, makes the SD650 an excellent choice for customers that are burdened by high energy costs or with a Green mandate.

Water is delivered to each of the nodes from a chiller distribution unit (CDU) via the water manifold. As shown in the following figure, each manifold section attaches to a chassis and connects directly to the water inlet and outlet connectors for each compute node to safely and reliably deliver water to and from each Compute Tray.

The DWC Manifold is modular and is available in multiple configurations that are based on the number of chassis drops that are required in a rack. The Manifold scales to support up to six Enclosures in a single rack, as shown in the following figure.

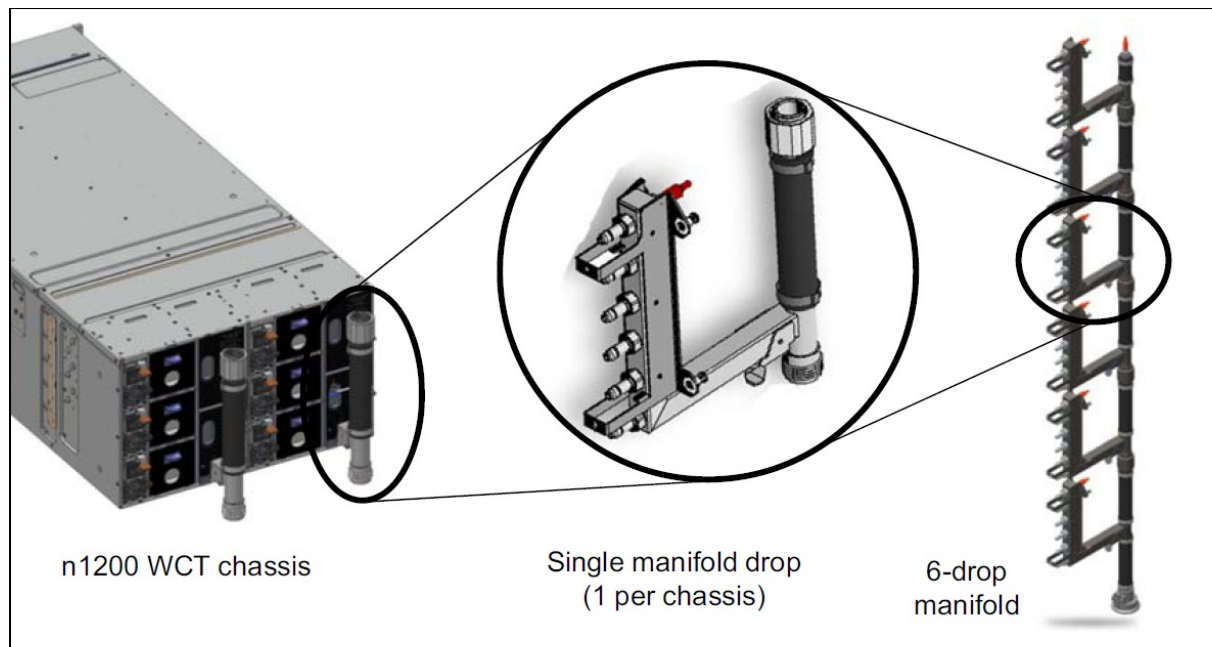


Figure 11. n1200 DWC Enclosure and Manifold assembly showing scaled up Water Manifold

The water flows through the SD650 as shown in the following animation. The inlet water is split into two parallel paths, one for each server in the tray. Each path is then split further, one for the processors and one for the memory, drives and PCIe adapter.




Figure 12. Animation showing water flow through the SD650 tray  
(for PDF users, see the animation at <https://lenovopress.com/LP1042#animation>)

## Power supplies

The NeXtScale n1200 DWC enclosure supports up to six redundant hot-plug power supplies, which provides N+N or N+1 redundancy. Power policies with no redundancy also are supported. These power supplies are either 80 PLUS Platinum or Titanium certified to allow for the best efficiency values of your data center. The following table lists the supported power supplies.

Table 14. Power supplies

Feature code	Description	Maximum supported
ASYJ	NeXtScale n1200 1500W Platinum Power Supply	6
A4MM	NeXtScale n1200 1300W Platinum Power Supply	6
ASYH	NeXtScale n1200 1300W Titanium Power Supply	6
B22A	NeXtScale n1200 2000W Platinum Power Supply	6

The power supply options have the following features:

- Supports N+N or N+1 Power Redundancy, or Non-redundant power configurations to support higher density
- Power management controller and configured through the Fan and Power Controller
- Integrated 2500 RPM fan
- 80 PLUS Platinum or Titanium certified
- Built-in overload and surge protection
- Supports high-range voltage only: 200 - 240 V
- 200 - 240 (nominal) V AC; 50 or 60 Hz; 6.9 A (maximum)

## Local server management

The SD650 provides local console access through the KVM connector at the front of the server. A console breakout cable is used with this connector, which provides a VGA port, two USB ports, and a DB9 serial port. The cable is shown in the following figure.



Figure 13. Console breakout cable

One console breakout cable is shipped with the NeXtScale n1200 DWC enclosure. Additional cables can be ordered per the following table.

Table 15. Console breakout cable

Feature code	Description	Maximum supported
A4AK	Console breakout cable (KVM Dongle cable)	1

To aid with problem determination, the server includes light path diagnostics, which is a set of LEDs on the front of the server and inside the server that show you which component is failing. The LEDs are shown in the following figure.

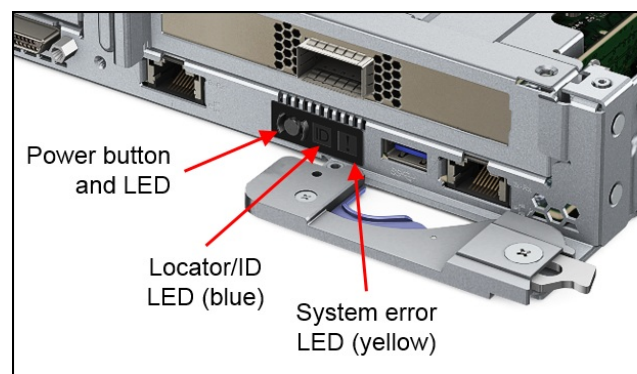


Figure 14. Power button and system LEDs

When an error occurs, the system error LED lights up. Review the logs through the web interface of the XClarity Controller (see the [Remote server management](#) section). If needed, power off the server and remove it from the enclosure. Then, press and hold the light path diagnostics button to activate the system board LEDs (see [Figure 4](#) for the location of the button). The LED next to the failed component then lights up.

**Note:** The server does not support local management using XClarity Mobile running on a tethered smartphone or table.

## Remote server management

The SD650 contains an integrated service processor, XClarity Controller (XCC), which provides advanced service-processor control, monitoring, and alerting functions. The XCC is based on the Pilot4 XE401 baseboard management controller (BMC) using a dual-core ARM Cortex A9 service processor.

The server offers two Ethernet ports that can be use for remote management:

- An Ethernet port that is dedicated for remote management, connected directly the XCC. The port supports 10/100/1000 Mbps speeds.
- An Ethernet port that is shared between the operating system and remote management. The shared-NIC functionality can be enabled or disabled in the server's UEFI panels.




Figure 15. Ethernet ports on each SD650 server

Remote server management is provided through industry-standard interfaces:

- Intelligent Platform Management Interface (IPMI) Version 2.0
- Simple Network Management Protocol (SNMP) Version 3 (no SET commands; no SNMP v1)
- Common Information Model (CIM-XML)
- Representational State Transfer (REST) support
- Redfish support (DMTF compliant)
- Web browser - HTML 5-based browser interface (Java and ActiveX not required) using a responsive design (content optimized for device being used - laptop, tablet, phone) with NLS support

There are two XClarity Controller upgrades available for the server, Advanced and Enterprise.

Lenovo XClarity Controller Advanced adds the following remote control functions:

- Remotely viewing video with graphics resolutions up to 1600x1200 at 75 Hz with up to 23 bits per pixel, regardless of the system state
- Remotely accessing the server using the keyboard and mouse from a remote client
- Capturing blue-screen errors
- International keyboard mapping support
- LDAP-based authentication

Lenovo XClarity Controller Enterprise enables the following additional features:

- Boot Capture
- Remote mounting of CD-ROM (ISO) and diskette (IMG) files as virtual drives
- Virtual console collaboration - Ability for up to 6 remote users to be log into the remote session simultaneously
- Power capping
- License for XClarity Energy Manager

When configuring the server for ordering via configure-to-order (CTO), you can elect to have XCC Advanced or XCC Enterprise by selecting the appropriate feature codes as listed in the following table:

- XCC Standard - select neither feature listed in the table
- XCC Advanced - select feature AVUT
- XCC Enterprise - select feature AUPW



Table 16. XClarity Controller Upgrades for configure-to-order

Feature code	Description
AVUT	ThinkSystem XClarity Controller Standard to Advanced Upgrade
AUPW	ThinkSystem XClarity Controller Standard to Enterprise Upgrade

## Remote enclosure management

The NeXtScale n1200 DWC Enclosure offers a remote management capability through the Fan and Power Controller (FPC), which is at the back of the enclosure, as shown in the following figure.



Figure 16. Fan and Power Controller

The Fan and Power Controller has one external RJ45 port, which provides a 10/100 Mbps Ethernet connection for browser-based remote control.

The port provides the following interfaces:

- An HTTP (web browser) interface for remote management
- An IPMI interface to the IMM in each server
- An IPMI interface to higher managers, such as xCAT

The module provides the following functions:

- Power supply redundancy and over-subscription configuration
- Power capping/saving configuration
- Power restore policy
- Acoustic mode setting
- Configuration/log export to USB (a USB port is provided inside the module)
- IMM remote reset or Server remote reset (AC cycle)
- Status monitor: Power consumption, node status, power supply status, and fan status
- Network configuration

The FPC also includes a USB key that is housed inside the unit. The USB key stores the event log for the FPC plus power, cooling, and network configuration data.

## Security

The server offers the following security features:

- Administrator and power-on password
- Trusted Platform Module (TPM) supporting both TPM 1.2 and TPM 2.0
- Optional Trusted Cryptographic Module (TCM), available only in China

The server is NIST SP 800-147B compliant.

The TCM module, available only for China customers, is installed in a dedicated socket on the system board, as shown in [Figure 4](#). Ordering information is shown in the following table.

Table 17. Security options

Feature code	Description
AVKE	ThinkSystem Trusted Cryptographic Module (China customers only)



## Operating system support

The server supports the following operating systems:

- Red Hat Enterprise Linux 7.6
- Red Hat Enterprise Linux 7.7
- Red Hat Enterprise Linux 7.8
- Red Hat Enterprise Linux 7.9
- Red Hat Enterprise Linux 8.0
- Red Hat Enterprise Linux 8.1
- Red Hat Enterprise Linux 8.2
- Red Hat Enterprise Linux 8.3
- Red Hat Enterprise Linux 8.4
- Red Hat Enterprise Linux 8.5
- Red Hat Enterprise Linux 8.6
- Red Hat Enterprise Linux 8.7
- Red Hat Enterprise Linux 8.8
- Red Hat Enterprise Linux 8.9
- Red Hat Enterprise Linux 9.0
- Red Hat Enterprise Linux 9.1
- Red Hat Enterprise Linux 9.2
- Red Hat Enterprise Linux 9.3
- SUSE Linux Enterprise Server 12 SP4
- SUSE Linux Enterprise Server 12 SP5
- SUSE Linux Enterprise Server 12 Xen SP4
- SUSE Linux Enterprise Server 12 Xen SP5
- SUSE Linux Enterprise Server 15
- SUSE Linux Enterprise Server 15 SP1
- SUSE Linux Enterprise Server 15 SP2
- SUSE Linux Enterprise Server 15 SP3
- SUSE Linux Enterprise Server 15 SP4
- SUSE Linux Enterprise Server 15 SP5
- SUSE Linux Enterprise Server 15 Xen
- SUSE Linux Enterprise Server 15 Xen SP1
- SUSE Linux Enterprise Server 15 Xen SP2
- SUSE Linux Enterprise Server 15 Xen SP3
- SUSE Linux Enterprise Server 15 Xen SP4
- SUSE Linux Enterprise Server 15 Xen SP5

Also review the latest LeSI Best Recipe to see the operating systems that are supported via Lenovo Scalable Infrastructure (LeSI):

<https://support.lenovo.com/us/en/solutions/HT505184#5>

For a complete list of supported, certified and tested operating systems, plus additional details and links to relevant web sites, see the Operating System Interoperability Guide: <https://lenovopress.com/osig>

## Physical and electrical specifications

The compute tray with two SD650 servers has the following dimensions:

- Width: 432 mm (17.0 in.)
- Height: 41.0 mm (1.6 in.)
- Depth: 659 mm (25.9 in.)
- Weight (two servers on each compute tray): 17.2 kg (38 lb)

The NeXtScale n1200 DWC enclosure features the following dimensions:

- Width: 447 mm (17.6 in.)
- Height: 262.2 mm (10.3 in.)
- Depth : 915 mm (36.0 in.)
- Weight:
  - Fully configured (stand-alone): approximately 135.5 kg (298 lbs)
  - Empty enclosure (with midplane, FPC, and cables): approximately 25 kg (55 lbs)

The system operates at the following electrical specification:

- 200 - 240 (nominal) V AC, 50 Hz or 60 Hz
- Maximum input current:
  - 1300W power supply: 6.9A
  - 1500W power supply: 8.2A
  - 2000W power supply: 10A

## Operating environment

The SD650 tray and n1200 DWC enclosure are supported in the following environment:

### Water requirements:

- Water temperature: ASHRAE class W4: 2°C - 50°C (35.6°F - 122°F)  
Note: The minimum inlet water temperature is data center dependent, that is, the dew point at which condensation occurs. A minimum of 2°C is supported provided ambient air conditions are not such that condensation will occur. A minimum of 18°C is recommended.
- Maximum pressure: 4.4 bars
- Minimum water flow rate: 6.0 liters per minute per enclosure, assuming 1.0 lpm per compute tray with 6 trays per enclosure (1 tray consists of 2 compute nodes)
  - For processors below 205 W: 6.0 liters per minute per enclosure, assuming 1.0 lpm per compute tray with 6 trays per enclosure
  - For processors 205W and above: 7.5 liters per minute per enclosure, assuming 1.25 lpm per compute tray with 6 trays per enclosure

Note: The water required to initially fill the system side cooling loop must be reasonably clean, bacteria-free water (<100 CFU/ml) such as de-mineralized water, reverse osmosis water, de-ionized water, or distilled water. The water must be filtered with an in-line 50 micron filter (approximately 288 mesh). The water must be treated with anti-biological and anti-corrosion measures.

### Air temperature requirements:

- Operating: ASHRAE class A2: 10°C - 35°C (50°F - 95°F); when the altitude exceeds 900 m (2953 ft), the maximum ambient temperature value decreases by 1°C (1.8°F) with every 300 m (984 ft) of altitude increase.
- Powered off: 5°C - 45°C (41°F - 113°F)
- Shipping/storage: -40°C - 60°C (-40°F - 140°F)
- Maximum altitude: 3048 m (10 000 ft)

To use the 128GB M.2 drive or 240GB M.2 drive, the following conditions must be met:

- If inlet water temperature is 45°C, then the ambient air temperature cannot exceed 27°C.
- If inlet water temperature is 30°C, then the ambient air temperature cannot exceed 35°C.

### Relative humidity (non-condensing):

- Operating: ASHRAE Class A2: 8% - 80%, maximum dew point : 21°C (70°F)
- Shipment/storage: 8% - 90%

### Heat output:

- Minimum configuration (with one minimal configuration tray): 433 BTU per hour (127 watts)
- Maximum configuration (with six maximal configuration trays): 40946 BTU per hour (12000 watts)

## Regulatory compliance

The server conforms to the following international standards:

- FCC - Verified to comply with Part 15 of the FCC Rules, Class A
- Canada ICES-003, issue 5, Class A
- UL/IEC 60950-1
- CSA C22.2 No. 60950-1
- Japan VCCI, Class A
- IEC 60950-1 (CB Certificate and CB Test Report)
- China CCC GB4943.1, GB9254, Class A, and GB17625.1
- Russia EAC/GOST ME01, IEC-60950-1, GOST R 51318.22, and GOST R 51318.24, GOST R 51317.3.2, GOST R 51317.3.3
- CE Mark (EN55032 Class A, EN60950-1, EN55024, and EN61000-3-2, EN61000-3-3)
- CISPR 22, Class A

## Warranty upgrades and post-warranty support

The warranty terms are as follows:

- ThinkSystem SD650: Three years
- NeXtScale n1200 DWC Enclosure: Three years

Our global network of regional support centers offers consistent, local-language support enabling you to vary response times and level of service to match the criticality of your support needs:

- **Standard Next Business Day** – Best choice for non-essential systems requiring simple maintenance.
- **Premier Next Business Day** – Best choice for essential systems requiring technical expertise from senior-level Lenovo engineers.
- **Premier 24x7 4-Hour Response** – Best choice for systems where maximum uptime is critical.
- **Premier Enhanced Storage Support 24x7 4-Hour Response** – Best choice for storage systems where maximum uptime is critical.

For more information, consult the brochure [Lenovo Operational Support Services for Data Centers Services](#).

## Services

Lenovo Data Center Services empower you at every stage of your IT lifecycle. From expert advisory and strategic planning to seamless deployment and ongoing support, we ensure your infrastructure is built for success. Our comprehensive services accelerate time to value, minimize downtime, and free your IT staff to focus on driving innovation and business growth.

**Note:** Some service options may not be available in all markets or regions. For more information, go to <https://lenovolocator.com/>. For information about Lenovo service upgrade offerings that are available in your region, contact your local Lenovo sales representative or business partner.

In this section:

- [Lenovo Advisory Services](#)
- [Lenovo Plan & Design Services](#)
- [Lenovo Deployment, Migration, and Configuration Services](#)
- [Lenovo Support Services](#)
- [Lenovo Managed Services](#)
- [Lenovo Sustainability Services](#)

## Lenovo Advisory Services

Lenovo Advisory Services simplify the planning process, enabling customers to build future-proofed strategies in as little as six weeks. Consultants provide guidance on projects including VM migration, storage, backup and recovery, and cost management to accelerate time to value, improve cost efficiency, and build a flexibly scalable foundation.

- **Assessment Services**

An Assessment helps solve your IT challenges through an onsite, multi-day session with a Lenovo technology expert. We perform a tools-based assessment which provides a comprehensive and thorough review of a company's environment and technology systems. In addition to the technology based functional requirements, the consultant also discusses and records the non-functional business requirements, challenges, and constraints. Assessments help organizations like yours, no matter how large or small, get a better return on your IT investment and overcome challenges in the ever-changing technology landscape.

- **Design Services**

Professional Services consultants perform infrastructure design and implementation planning to support your strategy. The high-level architectures provided by the assessment service are turned into low level designs and wiring diagrams, which are reviewed and approved prior to implementation. The implementation plan will demonstrate an outcome-based proposal to provide business capabilities through infrastructure with a risk-mitigated project plan.

## Lenovo Plan & Design Services

Unlock faster time to market with our tailored, strategic design workshops to align solution approaches with your business goals and technical requirements. Leverage our deep solution expertise and end-to-end delivery partnership to meet your goals efficiently and effectively.

## Lenovo Deployment, Migration, and Configuration Services

Optimize your IT operations by shifting labor-intensive functions to Lenovo's skilled technicians for seamless on-site or remote deployment, configuration, and migration. Enjoy peace of mind, faster time to value, and comprehensive knowledge sharing with your IT staff, backed by our best-practice methodology.

- **Deployment Services for Storage and ThinkAgile**

A comprehensive range of remote and onsite options tailored specifically for your business needs to ensure your storage and ThinkAgile hardware are fully operational from the start.

- **Hardware Installation Services**

A full-range, comprehensive setup for your hardware, including unpacking, inspecting, and positioning components to ensure your equipment is operational and error-free for the most seamless and efficient installation experience, so you can quickly benefit from your investments.

- **DM/DG File Migration Services**

Take the burden of file migration from your IT's shoulders. Our experts will align your requirements and business objectives to the migration plans while coordinating with your team to plan and safely execute the data migration to your storage platforms.

- **DM/DG/DE Health Check Services**

Our experts perform proactive checks of your Firmware and system health to ensure your machines are operating at peak and optimal efficiency to maximize up-time, avoid system failures, ensure the security of IT solutions and simplify maintenance.

- **Factory Integrated Services**

A suite of value-added offerings provided during the manufacturing phase of a server or storage system that reduces time to value. These services aim at improving your hardware deployment experience and enhance the quality of a standard configuration before it arrives at your facility.

## **Lenovo Support Services**

In addition to response time options for hardware parts, repairs, and labor, Lenovo offers a wide array of additional support services to ensure your business is positioned for success and longevity. Our goal is to reduce your capital outlays, mitigate your IT risks, and accelerate your time to productivity.

- **Premier Support for Data Centers**

Your direct line to the solution that promises the best, most comprehensive level of support to help you fully unlock the potential of your data center.

- **Premier Enhanced Storage Support (PESS)**

Gain all the benefits of Premier Support for Data Centers, adding dedicated storage specialists and resources to elevate your storage support experience to the next level.

- **Committed Service Repair (CSR)**

Our commitment to ensuring the fastest, most seamless resolution times for mission-critical systems that require immediate attention to ensure minimal downtime and risk for your business. This service is only available for machines under the Premier 4-Hour Response SLA.

- **Multivendor Support Services (MVS)**

Your single point of accountability for resolution support across vast range of leading Server, Storage, and Networking OEMs, allowing you to manage all your supported infrastructure devices seamlessly from a single source.

- **Keep Your Drive (KYD)**

Protect sensitive data and maintain compliance with corporate retention and disposal policies to ensure your data is always under your control, regardless of the number of drives that are installed in your Lenovo server.

- **Technical Account Manager (TAM)**

Your single point of contact to expedite service requests, provide status updates, and furnish reports to track incidents over time, ensuring smooth operations and optimized performance as your business grows.

- **Enterprise Software Support (ESS)**

Gain comprehensive, single-source, and global support for a wide range of server operating systems and Microsoft server applications.

For more information, consult the brochure [Lenovo Operational Support Services for Data Centers](#).

## **Lenovo Managed Services**

Achieve peak efficiency, high security, and minimal disruption with Lenovo's always-on Managed Services. Our real-time monitoring, 24x7 incident response, and problem resolution ensure your infrastructure operates seamlessly. With quarterly health checks for ongoing optimization and innovation, Lenovo's remote active monitoring boosts end-user experience and productivity by keeping your data center's hardware performing at its best.

Lenovo Managed Services provides continuous 24x7 remote monitoring (plus 24x7 call center availability) and proactive management of your data center using state-of-the-art tools, systems, and practices by a team of highly skilled and experienced Lenovo services professionals.

Quarterly reviews check error logs, verify firmware & OS device driver levels, and software as needed. We'll also maintain records of latest patches, critical updates, and firmware levels, to ensure your systems are providing business value through optimized performance.

## **Lenovo Sustainability Services**

- **Asset Recovery Services**

Lenovo Asset Recovery Services (ARS) provides a secure, seamless solution for managing end-of-life IT assets, ensuring data is safely sanitized while contributing to a more circular IT lifecycle. By maximizing the reuse or responsible recycling of devices, ARS helps businesses meet sustainability goals while recovering potential value from their retired equipment. For more information, see the [Asset Recovery Services offering page](#).

- **CO2 Offset Services**

Lenovo's CO2 Offset Services offer a simple and transparent way for businesses to take tangible action on their IT footprint. By integrating CO2 offsets directly into device purchases, customers can easily support verified climate projects and track their contributions, making meaningful progress toward their sustainability goals without added complexity.

- **Lenovo Certified Refurbished**

Lenovo Certified Refurbished offers a cost-effective way to support IT circularity without compromising on quality and performance. Each device undergoes rigorous testing and certification, ensuring reliable performance and extending its lifecycle. With Lenovo's trusted certification, you gain peace of mind while making a more sustainable IT choice.

## **Lenovo TruScale**

Lenovo TruScale XaaS is your set of flexible IT services that makes everything easier. Streamline IT procurement, simplify infrastructure and device management, and pay only for what you use – so your business is free to grow and go anywhere.

Lenovo TruScale is the unified solution that gives you simplified access to:

- The industry's broadest portfolio – from pocket to cloud – all delivered as a service
- A single-contract framework for full visibility and accountability
- The global scale to rapidly and securely build teams from anywhere
- Flexible fixed and metered pay-as-you-go models with minimal upfront cost
- The growth-driving combination of hardware, software, infrastructure, and solutions – all from one single provider with one point of accountability.

For information about Lenovo TruScale offerings that are available in your region, contact your local Lenovo sales representative or business partner.

## **Rack cabinets**

The NeXtScale n1200 DWC enclosure is supported in the following racks:

- 42U 1100mm Enterprise V2 Dynamic Rack and Rack Expansion, type 9363
- 42U 1100mm Deep Primary Rack and Expansion Rack, type 1410

For more information, see the list of Lenovo Press Product Guides in the Rack cabinets and options category:

<http://lenovopress.com/systemx/rack>

## Top-of-rack Ethernet switches

The server supports the top-of-rack Ethernet switches that are listed in the following table. These switches have front-to-rear (reverse) airflow for use with servers where the networking ports are at the front of the server.

Table 18. Top-of-rack switches

Part number	Description
1 Gb top-of-rack switches	
7Y810012WW	Lenovo ThinkSystem NE0152T RackSwitch (Front to Rear)
715952F	Lenovo RackSwitch G8052 (Front to Rear)
10 Gb top-of-rack switches	
7159A2X	Lenovo ThinkSystem NE1032 RackSwitch (Front to Rear)
7159B2X	Lenovo ThinkSystem NE1032T RackSwitch (Front to Rear)
7159C2X	Lenovo ThinkSystem NE1072T RackSwitch (Front to Rear)
715964F	Lenovo RackSwitch G8264 (Front to Rear)
7159DFX	Lenovo RackSwitch G8264CS (Front to Rear)
7159CFV	Lenovo RackSwitch G8272 (Front to Rear)
7159GR5	Lenovo RackSwitch G8296 (Front to Rear)
7159BF7	Lenovo RackSwitch G8124E (Front to Rear)
25 Gb top-of-rack switches	
7159E2X	Lenovo ThinkSystem NE2572 RackSwitch (Front to Rear)
40 Gb top-of-rack switches	
7159BFX	Lenovo RackSwitch G8332 (Front to Rear)
100 Gb top-of-rack switches	
7159D2X	Lenovo ThinkSystem NE10032 RackSwitch (Front to Rear)

For more information, see the list of Product Guides in the Top-of-rack switches categories:

- 1 Gb Ethernet switches: <http://lenovopress.com/networking/tor/1gb?rt=product-guide>
- 10 Gb Ethernet switches: <http://lenovopress.com/networking/tor/10gb?rt=product-guide>
- 25 Gb Ethernet switches: <https://lenovopress.com/networking/tor/25gb?rt=product-guide>
- 40 Gb Ethernet switches: <http://lenovopress.com/networking/tor/40gb?rt=product-guide>
- 100 Gb Ethernet switches: <https://lenovopress.com/networking/tor/100Gb?rt=product-guide>



## Uninterruptible power supply units

The following table lists the uninterruptible power supply (UPS) units that are offered by Lenovo.

Table 19. Uninterruptible power supply units

Part number	Description
Rack-mounted or tower UPS units - 100-125VAC	
7DD5A001WW	RT1.5kVA 2U Rack or Tower UPS-G2 (100-125VAC)
55941AX	RT1.5kVA 2U Rack or Tower UPS (100-125VAC)
55942AX	RT2.2kVA 2U Rack or Tower UPS (100-125VAC)
7DD5A003WW	RT3kVA 2U Rack or Tower UPS-G2 (100-125VAC)
55943AX	RT3kVA 2U Rack or Tower UPS (100-125VAC)
Rack-mounted or tower UPS units - 200-240VAC	
7DD5A002WW	RT1.5kVA 2U Rack or Tower UPS-G2 (200-240VAC)
55941KX	RT1.5kVA 2U Rack or Tower UPS (200-240VAC)
55942KX	RT2.2kVA 2U Rack or Tower UPS (200-240VAC)
7DD5A005WW	RT3kVA 2U Rack or Tower UPS-G2 (200-240VAC)
55943KX	RT3kVA 2U Rack or Tower UPS (200-240VAC)
7DD5A007WW	RT5kVA 3U Rack or Tower UPS-G2 (200-240VAC)
55945KX	RT5kVA 3U Rack or Tower UPS (200-240VAC)
7DD5A008WW	RT6kVA 3U Rack or Tower UPS-G2 (200-240VAC)
55946KX	RT6kVA 3U Rack or Tower UPS (200-240VAC)
55948KX	RT8kVA 6U Rack or Tower UPS (200-240VAC)
7DD5A00AWW	RT11kVA 6U Rack or Tower UPS-G2 (200-240VAC)
55949KX	RT11kVA 6U Rack or Tower UPS (200-240VAC)
55943KT†	ThinkSystem RT3kVA 2U Standard UPS (200-230VAC) (2x C13 10A, 2x GB 10A, 1x C19 16A outlets)
55943LT†	ThinkSystem RT3kVA 2U Long Backup UPS (200-230VAC) (2x C13 10A, 2x GB 10A, 1x C19 16A outlets)
55946KT†	ThinkSystem RT6kVA 5U UPS (200-230VAC) (2x C13 10A outlets, 1x Terminal Block output)
5594XKT†	ThinkSystem RT10kVA 5U UPS (200-230VAC) (2x C13 10A outlets, 1x Terminal Block output)
Rack-mounted or tower UPS units - 380-415VAC	
55948PX	RT8kVA 6U 3:1 Phase Rack or Tower UPS (380-415VAC)
55949PX	RT11kVA 6U 3:1 Phase Rack or Tower UPS (380-415VAC)

† Only available in China and the Asia Pacific market.

For more information, see the list of Product Guides in the UPS category:

<https://lenovopress.com/servers/options/ups>

## Power distribution units

The following table lists the power distribution units (PDUs) that are offered by Lenovo.

Table 20. Power distribution units

Part number	Feature code	Description	ANZ	ASEAN	Brazil	EET	MEA	RUCIS	WE	HTK	INDIA	JAPAN	LA	NA	PRC
<b>0U Basic PDUs</b>															
4PU7A93176	C0QH	0U 36 C13 and 6 C19 Basic 32A 1 Phase PDU v2	Y	Y	Y	Y	Y	Y	Y	Y	Y	N	Y	Y	Y
4PU7A93169	C0DA	0U 36 C13 and 6 C19 Basic 32A 1 Phase PDU	Y	Y	Y	Y	Y	Y	Y	Y	Y	N	Y	Y	Y
4PU7A93177	C0QJ	0U 24 C13/C15 and 24 C13/C15/C19 Basic 32A 3 Phase WYE PDU v2	Y	Y	Y	Y	Y	Y	Y	Y	Y	Y	Y	Y	Y
4PU7A93170	C0D9	0U 24 C13/C15 and 24 C13/C15/C19 Basic 32A 3 Phase WYE PDU	Y	Y	Y	Y	Y	Y	Y	Y	Y	N	Y	Y	Y
00YJ776	ATZY	0U 36 C13/6 C19 24A 1 Phase PDU	N	Y	Y	N	N	N	N	N	N	Y	Y	Y	N
00YJ779	ATZX	0U 21 C13/12 C19 48A 3 Phase PDU	N	N	Y	N	N	N	Y	N	N	Y	Y	Y	N
00YJ777	ATZZ	0U 36 C13/6 C19 32A 1 Phase PDU	Y	Y	Y	Y	Y	Y	Y	Y	Y	N	N	Y	Y
00YJ778	AU00	0U 21 C13/12 C19 32A 3 Phase PDU	Y	Y	N	Y	Y	Y	Y	Y	Y	N	N	Y	Y
<b>0U Switched and Monitored PDUs</b>															
4PU7A93181	C0QN	0U 21 C13/C15 and 21 C13/C15/C19 Switched and Monitored 48A 3 Phase Delta PDU v2 (60A derated)	N	Y	N	N	N	N	N	Y	N	Y	N	Y	N
4PU7A93174	C0D5	0U 21 C13/C15 and 21 C13/C15/C19 Switched and Monitored 48A 3 Phase Delta PDU (60A derated)	N	Y	N	N	N	N	N	Y	N	N	N	Y	N
4PU7A93178	C0QK	0U 20 C13 and 4 C19 Switched and Monitored 32A 1 Phase PDU v2	Y	Y	Y	Y	Y	Y	Y	Y	Y	N	Y	Y	Y
4PU7A93171	C0D8	0U 20 C13 and 4 C19 Switched and Monitored 32A 1 Phase PDU	Y	Y	Y	Y	Y	Y	Y	Y	Y	N	Y	Y	Y
4PU7A93182	C0QP	0U 18 C13/C15 and 18 C13/C15/C19 Switched and Monitored 63A 3 Phase WYE PDU v2	Y	Y	Y	Y	Y	Y	Y	Y	Y	Y	Y	Y	Y
4PU7A93175	C0CS	0U 18 C13/C15 and 18 C13/C15/C19 Switched and Monitored 63A 3 Phase WYE PDU	Y	Y	Y	Y	Y	Y	Y	Y	Y	N	Y	Y	Y
4PU7A93180	C0QM	0U 18 C13/C15 and 18 C13/C15/C19 Switched and Monitored 32A 3 Phase WYE PDU v2	Y	Y	Y	Y	Y	Y	Y	Y	Y	Y	Y	Y	Y
4PU7A93173	C0D6	0U 18 C13/C15 and 18 C13/C15/C19 Switched and Monitored 32A 3 Phase WYE PDU	Y	Y	Y	Y	Y	Y	Y	Y	Y	N	Y	Y	Y
4PU7A93179	C0QL	0U 16 C13/C15 and 16 C13/C15/C19 Switched and Monitored 24A 1 Phase PDU v2 (30A derated)	N	Y	N	N	N	N	N	Y	N	Y	N	Y	N
4PU7A93172	C0D7	0U 16 C13/C15 and 16 C13/C15/C19 Switched and Monitored 24A 1 Phase PDU(30A derated)	N	Y	N	N	N	N	N	Y	N	N	N	Y	N
00YJ783	AU04	0U 12 C13/12 C19 Switched and Monitored 48A 3 Phase PDU	N	N	Y	N	N	N	Y	N	N	Y	Y	Y	N

Part number	Feature code	Description	ANZ	ASEAN	Brazil	EET	MEA	RUCIS	WE	HTK	INDIA	JAPAN	LA	NA	PRC
00YJ781	AU03	0U 20 C13/4 C19 Switched and Monitored 24A 1 Phase PDU	N	N	Y	N	Y	N	Y	N	N	Y	Y	Y	N
00YJ782	AU02	0U 18 C13/6 C19 Switched and Monitored 32A 3 Phase PDU	Y	Y	Y	Y	Y	Y	Y	Y	Y	N	Y	N	Y
00YJ780	AU01	0U 20 C13/4 C19 Switched and Monitored 32A 1 Phase PDU	Y	Y	Y	Y	Y	Y	Y	Y	Y	N	Y	N	Y
<b>1U Switched and Monitored PDUs</b>															
4PU7A90808	C0D4	1U 18 C19/C13 Switched and monitored 48A 3P WYE PDU V2 ETL	N	N	N	N	N	N	N	Y	N	Y	Y	Y	N
4PU7A81117	BNDV	1U 18 C19/C13 switched and monitored 48A 3P WYE PDU - ETL	N	N	N	N	N	N	N	N	N	N	N	Y	N
4PU7A90809	C0DE	1U 18 C19/C13 Switched and monitored 48A 3P WYE PDU V2 CE	Y	Y	Y	Y	Y	Y	Y	Y	Y	Y	Y	N	Y
4PU7A81118	BNDW	1U 18 C19/C13 switched and monitored 48A 3P WYE PDU – CE	Y	Y	Y	Y	Y	Y	Y	Y	Y	Y	Y	N	Y
4PU7A90810	C0DD	1U 18 C19/C13 Switched and monitored 80A 3P Delta PDU V2	N	N	N	N	N	N	N	Y	N	Y	Y	Y	N
4PU7A77467	BLC4	1U 18 C19/C13 Switched and Monitored 80A 3P Delta PDU	N	N	N	N	N	N	N	N	N	Y	N	Y	N
4PU7A90811	C0DC	1U 12 C19/C13 Switched and monitored 32A 3P WYE PDU V2	Y	Y	Y	Y	Y	Y	Y	Y	Y	Y	Y	Y	Y
4PU7A77468	BLC5	1U 12 C19/C13 switched and monitored 32A 3P WYE PDU	Y	Y	Y	Y	Y	Y	Y	Y	Y	Y	Y	Y	Y
4PU7A90812	C0DB	1U 12 C19/C13 Switched and monitored 60A 3P Delta PDU V2	N	N	N	N	N	N	N	Y	N	Y	Y	Y	N
4PU7A77469	BLC6	1U 12 C19/C13 switched and monitored 60A 3P Delta PDU	N	N	N	N	N	N	N	N	N	N	N	Y	N
46M4002	5896	1U 9 C19/3 C13 Switched and Monitored DPI PDU	Y	Y	Y	Y	Y	Y	Y	Y	Y	Y	Y	Y	Y
46M4004	5894	1U 12 C13 Switched and Monitored DPI PDU	Y	Y	Y	Y	Y	Y	Y	Y	Y	Y	Y	Y	Y
46M4003	5897	1U 9 C19/3 C13 Switched and Monitored 60A 3 Phase PDU	Y	Y	Y	Y	Y	Y	Y	Y	Y	Y	Y	Y	Y
46M4005	5895	1U 12 C13 Switched and Monitored 60A 3 Phase PDU	Y	Y	Y	Y	Y	Y	Y	Y	Y	Y	Y	Y	Y
<b>1U Ultra Density Enterprise PDUs (9x IEC 320 C13 + 3x IEC 320 C19 outlets)</b>															
71763NU	6051	Ultra Density Enterprise C19/C13 PDU 60A/208V/3PH	N	N	Y	N	N	N	N	N	N	Y	Y	Y	N
71762NX	6091	Ultra Density Enterprise C19/C13 PDU Module	Y	Y	Y	Y	Y	Y	Y	Y	Y	Y	Y	Y	Y
<b>1U C13 Enterprise PDUs (12x IEC 320 C13 outlets)</b>															
39M2816	6030	DPI C13 PDU+	Y	Y	Y	Y	Y	Y	Y	Y	Y	Y	Y	Y	Y
39Y8941	6010	Enterprise C13 PDU	Y	Y	Y	Y	Y	Y	Y	Y	Y	Y	Y	Y	Y
<b>1U C19 Enterprise PDUs (6x IEC 320 C19 outlets)</b>															
39Y8948	6060	Enterprise C19 PDU	Y	Y	Y	Y	Y	Y	Y	Y	Y	Y	Y	Y	Y

Part number	Feature code	Description	ANZ	ASEAN	Brazil	EET	MEA	RUCIS	WE	HTK	INDIA	JAPAN	LA	NA	PRC
39Y8923	6061	Enterprise C19 3 phase PDU (60a)	N	N	Y	N	N	N	Y	N	N	N	Y	Y	N
<b>1U Front-end PDUs (3x IEC 320 C19 outlets)</b>															
39Y8938	6002	DPI 30amp/125V Front-end PDU with NEMA L5-30P	Y	Y	Y	Y	Y	Y	Y	Y	Y	Y	Y	Y	Y
39Y8939	6003	DPI 30amp/250V Front-end PDU with NEMA L6-30P	Y	Y	Y	Y	Y	Y	Y	Y	Y	Y	Y	Y	Y
39Y8934	6005	DPI 32amp/250V Front-end PDU with IEC 309 2P+Gnd	Y	Y	Y	Y	Y	Y	Y	Y	Y	Y	Y	Y	Y
39Y8940	6004	DPI 60amp/250V Front-end PDU with IEC 309 2P+Gnd connector	Y	N	Y	Y	Y	Y	Y	N	N	Y	Y	Y	N
39Y8935	6006	DPI 63amp/250V Front-end PDU with IEC 309 2P+Gnd connector	Y	Y	Y	Y	Y	Y	Y	Y	Y	Y	Y	Y	Y
<b>1U NEMA PDUs (6x NEMA 5-15R outlets)</b>															
39Y8905	5900	DPI 100-127v PDU with Fixed Nema L5-15P line cord	Y	Y	Y	Y	Y	Y	Y	Y	Y	Y	Y	Y	Y
<b>Line cords for 1U PDUs that ship without a line cord</b>															
40K9611	6504	DPI 32a Cord (IEC 309 3P+N+G)	Y	Y	Y	Y	Y	Y	Y	Y	Y	Y	Y	Y	Y
40K9612	6502	DPI 32a Cord (IEC 309 P+N+G)	Y	Y	Y	Y	Y	Y	Y	Y	Y	Y	Y	Y	Y
40K9613	6503	DPI 63a Cord (IEC 309 P+N+G)	Y	Y	Y	Y	Y	Y	Y	Y	Y	Y	Y	Y	Y
40K9614	6500	DPI 30a Cord (NEMA L6-30P)	Y	Y	Y	Y	Y	Y	Y	Y	Y	Y	Y	Y	Y
40K9615	6501	DPI 60a Cord (IEC 309 2P+G)	N	N	Y	N	N	N	Y	N	N	Y	Y	Y	N
40K9617	6505	4.3m, 32A/230V, Souriau UTG to AS/NZS 3112 (Aus/NZ) Line Cord	Y	Y	Y	Y	Y	Y	Y	Y	Y	Y	Y	Y	Y
40K9618	6506	4.3m, 32A/250V, Souriau UTG Female to KSC 8305 (S. Korea) Line Cord	Y	Y	Y	Y	Y	Y	Y	Y	Y	Y	Y	Y	Y

For more information, see the Lenovo Press documents in the PDU category:  
<https://lenovopress.com/servers/options/pdu>

## Lenovo Financial Services

Why wait to obtain the technology you need now? No payments for 90 days and predictable, low monthly payments make it easy to budget for your Lenovo solution.

- **Flexible**

Our in-depth knowledge of the products, services and various market segments allows us to offer greater flexibility in structures, documentation and end of lease options.

- **100% Solution Financing**

Financing your entire solution including hardware, software, and services, ensures more predictability in your project planning with fixed, manageable payments and low monthly payments.

- **Device as a Service (DaaS)**

Leverage latest technology to advance your business. Customized solutions aligned to your needs. Flexibility to add equipment to support growth. Protect your technology with Lenovo's Premier Support service.

- **24/7 Asset management**

Manage your financed solutions with electronic access to your lease documents, payment histories, invoices and asset information.

- **Fair Market Value (FMV) and \$1 Purchase Option Leases**

Maximize your purchasing power with our lowest cost option. An FMV lease offers lower monthly payments than loans or lease-to-own financing. Think of an FMV lease as a rental. You have the flexibility at the end of the lease term to return the equipment, continue leasing it, or purchase it for the fair market value. In a \$1 Out Purchase Option lease, you own the equipment. It is a good option when you are confident you will use the equipment for an extended period beyond the finance term. Both lease types have merits depending on your needs. We can help you determine which option will best meet your technological and budgetary goals.

Ask your Lenovo Financial Services representative about this promotion and how to submit a credit application. For the majority of credit applicants, we have enough information to deliver an instant decision and send a notification within minutes.

## Related publications and links

For more information, see these resources:

- ThinkSystem SD650 home page  
<https://www.lenovo.com/us/en/data-center/servers/high-density/ThinkSystem-SD650/p/77XX7DSSD65>
- ThinkSystem SD650 datasheet  
<https://lenovopress.com/DS0024>
- Interactive 3D tour of the SD650  
<https://lenovopress.com/LP0840>
- ThinkSystem SD650 drivers and support  
<http://datacentersupport.lenovo.com/products/servers/thinksystem/sd650-dwc-dual-node-tray/7x58/downloads>
- Blog post: *Lenovo's Customer-Driven Cooling Innovations Push New Performance and Energy Efficiency Limits In High Performance Computing*, by Vinod Kamath, Lenovo Thermal Architect  
<https://lenovoxperience.com/shareContent?newsId=283yi044hzgcdv7snkrmmx9ovczuovmrjb7g8uxrx4d1j94v>
- ThinkSystem SD650 and NeXtScale n1200 DWC enclosure product publications:  
<http://thinksystem.lenovo.com/help/topic/SD650/introduction.html>
  - Quick Start
  - Setup Guide
  - Maintenance Manual
  - Messages and Codes Reference
  - Fan and Power Control User's Guide
- Lenovo Scalable Infrastructure home page:  
<https://www.lenovo.com/us/en/data-center/servers/high-density/Lenovo-Scalable-Infrastructure/p/WMD00000276>
- Lenovo Capacity Planner  
<https://datacentersupport.lenovo.com/us/en/products/solutions-and-software/software/lenovo-capacity-planner/solutions/ht504651>
- Power planning documents  
<https://support.lenovo.com/documents/LNVO-POWINF>

## Related product families

Product families related to this document are the following:

- [Supercomputing Servers](#)
- [ThinkSystem SD650 Server](#)

## Notices

Lenovo may not offer the products, services, or features discussed in this document in all countries. Consult your local Lenovo representative for information on the products and services currently available in your area. Any reference to a Lenovo product, program, or service is not intended to state or imply that only that Lenovo product, program, or service may be used. Any functionally equivalent product, program, or service that does not infringe any Lenovo intellectual property right may be used instead. However, it is the user's responsibility to evaluate and verify the operation of any other product, program, or service. Lenovo may have patents or pending patent applications covering subject matter described in this document. The furnishing of this document does not give you any license to these patents. You can send license inquiries, in writing, to:

Lenovo (United States), Inc.  
8001 Development Drive  
Morrisville, NC 27560  
U.S.A.  
Attention: Lenovo Director of Licensing

LENOVO PROVIDES THIS PUBLICATION "AS IS" WITHOUT WARRANTY OF ANY KIND, EITHER EXPRESS OR IMPLIED, INCLUDING, BUT NOT LIMITED TO, THE IMPLIED WARRANTIES OF NON-INFRINGEMENT, MERCHANTABILITY OR FITNESS FOR A PARTICULAR PURPOSE. Some jurisdictions do not allow disclaimer of express or implied warranties in certain transactions, therefore, this statement may not apply to you.

This information could include technical inaccuracies or typographical errors. Changes are periodically made to the information herein; these changes will be incorporated in new editions of the publication. Lenovo may make improvements and/or changes in the product(s) and/or the program(s) described in this publication at any time without notice.

The products described in this document are not intended for use in implantation or other life support applications where malfunction may result in injury or death to persons. The information contained in this document does not affect or change Lenovo product specifications or warranties. Nothing in this document shall operate as an express or implied license or indemnity under the intellectual property rights of Lenovo or third parties. All information contained in this document was obtained in specific environments and is presented as an illustration. The result obtained in other operating environments may vary. Lenovo may use or distribute any of the information you supply in any way it believes appropriate without incurring any obligation to you.

Any references in this publication to non-Lenovo Web sites are provided for convenience only and do not in any manner serve as an endorsement of those Web sites. The materials at those Web sites are not part of the materials for this Lenovo product, and use of those Web sites is at your own risk. Any performance data contained herein was determined in a controlled environment. Therefore, the result obtained in other operating environments may vary significantly. Some measurements may have been made on development-level systems and there is no guarantee that these measurements will be the same on generally available systems. Furthermore, some measurements may have been estimated through extrapolation. Actual results may vary. Users of this document should verify the applicable data for their specific environment.

© Copyright Lenovo 2025. All rights reserved.

This document, LP1042, was created or updated on July 19, 2022.

Send us your comments in one of the following ways:

- Use the online Contact us review form found at:  
<https://lenovopress.lenovo.com/LP1042>
- Send your comments in an e-mail to:  
[comments@lenovopress.com](mailto:comments@lenovopress.com)

This document is available online at <https://lenovopress.lenovo.com/LP1042>.

## Trademarks

Lenovo and the Lenovo logo are trademarks or registered trademarks of Lenovo in the United States, other countries, or both. A current list of Lenovo trademarks is available on the Web at <https://www.lenovo.com/us/en/legal/copytrade/>.

The following terms are trademarks of Lenovo in the United States, other countries, or both:

Lenovo®

Neptune®

ThinkAgile®

ThinkSystem®

XClarity®

The following terms are trademarks of other companies:

Intel®, Intel Optane®, and Xeon® are trademarks of Intel Corporation or its subsidiaries.

Linux® is the trademark of Linus Torvalds in the U.S. and other countries.

Microsoft® and ActiveX® are trademarks of Microsoft Corporation in the United States, other countries, or both.

Other company, product, or service names may be trademarks or service marks of others.