



Lenovo ThinkSystem ST50 Server (E-2200)

Product Guide (withdrawn product)

The Lenovo ThinkSystem ST50 1-socket tower server is an entry level server ideal for small businesses, home offices, retail, educational institutions and branch offices. The server supports one Intel Xeon E-2200 Series processor (formerly codenamed "Coffee Lake-S Refresh") and up to 64 GB of 2666 MHz TruDDR4 ECC memory.

Figure 1 shows the Lenovo ThinkSystem ST50.



Figure 1. Lenovo ThinkSystem ST50

Did you know?

The ThinkSystem ST50 offers enterprise-class reliability features such as error correcting code (ECC) memory, the onboard RAID controller, and enterprise-class hard drives and network adapters at an affordable price. The server has Intel Active Management Technology (AMT) built-in, along with support for industry-standard management tools. The ST50 runs a wide range of server operating systems and is quiet enough and small enough to fit under or beside an office desk.

Key features

The ThinkSystem ST50 server is an office-friendly tower server that has been optimized to provide enterprise-class features to small businesses, retail, educational institutions and branch offices.

Scalability and performance

The ST50 offers numerous features to boost performance, improve scalability, and reduce costs:

- The Intel Xeon E-2200 Series processors improves productivity by offering affordable single-socket system performance with 6-core processors with up to 4.0 GHz core speeds.
- Intelligent and adaptive system performance with Intel Turbo Boost Technology 2.0 allows processor cores to run at maximum speeds during peak workloads by temporarily going beyond processor thermal design power (TDP).
- Intel Hyper-Threading Technology boosts performance for multithreaded applications by enabling simultaneous multithreading within each processor core, up to two threads per core.
- Intel Virtualization Technology integrates hardware-level virtualization hooks that allow operating system vendors to better use the hardware for virtualization workloads.
- Up to four 2666 MHz DDR4 ECC or non-ECC UDIMMs provide speed and capacity of up to 64 GB.
- The server offers PCI Express 3.0 I/O expansion capabilities that increase the theoretical maximum bandwidth by almost 100% (8 GTps per link using 128b/130b encoding) compared to the PCI Express 2.0 (5 GTps per link using 8b/10b encoding).
- With Intel Integrated I/O Technology, the PCI Express 3.0 controller is integrated into the Intel Xeon E-2100 Series processors. Such integration reduces I/O latency and increases overall system performance.
- Up to four non-hot-swap (NHS) drive bays supporting hard disk drives (HDDs) or solid-state drives (SSDs) provide flexible internal storage capacity.
- The use of SSDs instead of, or along with, traditional spinning drives (hard disk drives or HDDs) can significantly improve I/O performance.

Availability and serviceability

The ST50 provides many features to simplify serviceability and increase system uptime:

- The ST50 supports UDIMM memory with ECC protection which provides error correction not available in PC-class "servers" that use parity memory. Avoiding system crashes (and data loss) due to soft memory errors means greater system uptime.
- Tool-less cover removal provides easy access to upgrades and serviceable parts, such as memory and adapter cards.
- A choice of affordable onboard SATA RAID or advanced hardware RAID redundancy offers data protection and greater system uptime.
- The use of SSDs can provide better reliability than the use of traditional HDDs, for greater uptime.
- Built-in Active Management Technology based on Intel Active Management Technology (AMT) 12.0 which continuously monitors system parameters, sends alerts, and enables administrators to perform remote recovery actions to minimize downtime.
- The Lenovo XClarity Provisioning Manager Lite tool can be used to install an operating system on the server and perform system diagnostics.
- One-year or three-year customer-replaceable unit (CRU) and onsite limited warranty with next business day response. Optional service upgrades are available.

Manageability and security

Powerful systems management features simplify local and remote management of the ST50:

- Intel Active Management Technology (AMT) 12.0 monitors server availability and enables administrators to perform remote management.
- An integrated industry-standard Unified Extensible Firmware Interface (UEFI) enables improved setup, configuration, and updates, and simplifies error handling.
- An integrated hardware Trusted Platform Module (TPM) supporting TPM 2.0 and 1.2 enables advanced cryptographic functionality, such as digital signatures and remote attestation.
- Protects application code and data from disclosure or modification with Intel Software Guard Extensions (SGX), enabling high-assurance security use cases, such as blockchain, identity and records privacy, secure browsing, and digital rights management (DRM).
- Administrator and power-on passwords help protect from unauthorized access to the server.
- An intrusion switch on the cover of the server and padlock loop at the rear of the server help detect and prevent unauthorized physical access to the internal components of the server .
- A slot for a Kensington-style cable lock helps prevent theft.

Energy efficiency

The ST50 offers the following energy-efficiency features to save energy, reduce operational costs, increase energy availability, and contribute to a green environment:

- 80 PLUS Platinum-certified power supply (select models) enables greater energy savings while providing flexibility to meet your business needs.
- Intelligent Cooling Engine (ICE) actively monitors component temperatures in real-time and optimally adjusts the speeds of the fans to keep the system cooler and quieter.
- The ThinkSystem Capacity Planner tool provides information about the power consumption and electric current calculation for the different configurations of servers and other devices, which helps plan deployment of servers and devices in an efficient way.
- Intel Intelligent Power Capability powers individual processor elements on and off as needed, to reduce power draw.

Components and connectors

The following figure shows the front of the server.

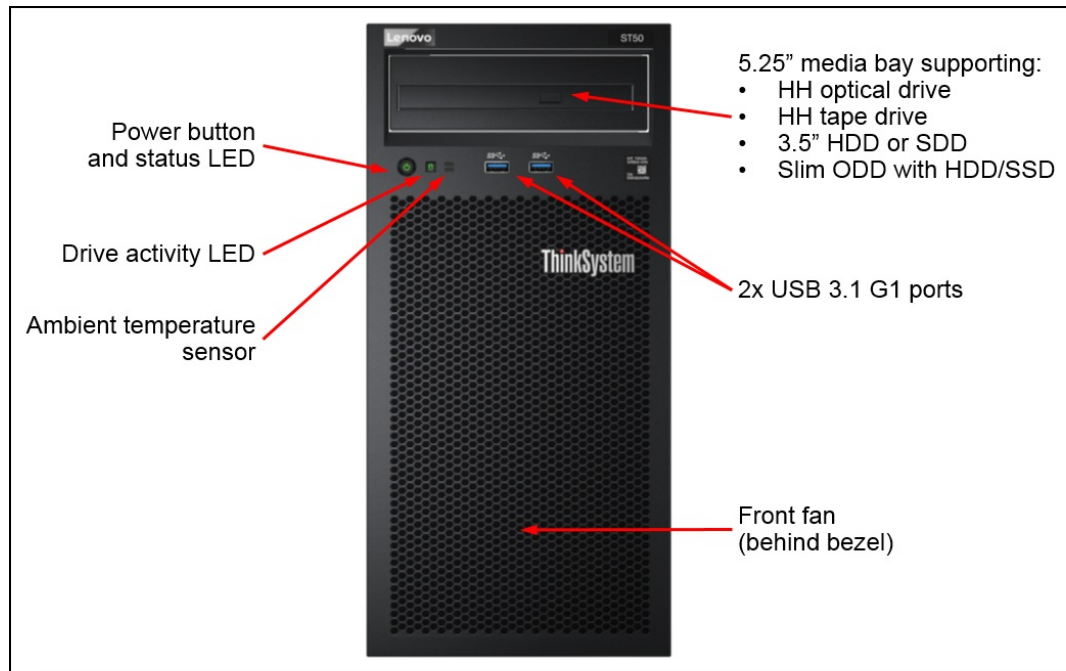


Figure 2. Front view of the ThinkSystem ST50 server

The following figure shows the rear of the server.




Figure 3. Rear view of the ThinkSystem ST50 server

The following figure shows the locations of key components inside the server.




Figure 4. Internal view of the ThinkSystem ST50 server

System architecture

The following figure shows the architectural block diagram of the ST50, showing the major components and their connections.

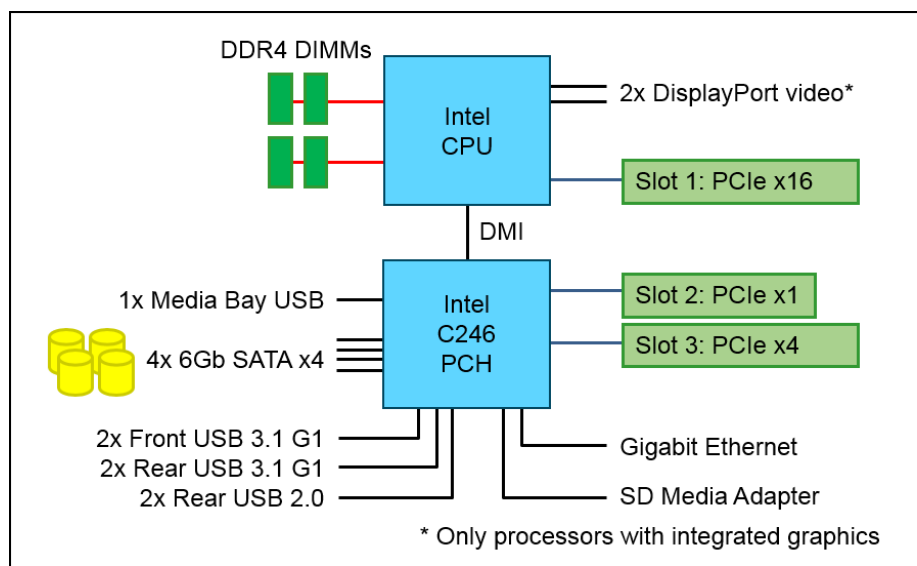


Figure 5. ST50 system architectural block diagram

Standard specifications

The following table lists the standard specifications.

Table 1. Standard specifications

Components	Specification
Machine type	7Y49 - 1 year warranty 7Y48 - 3 year warranty
Form factor	Tower (can be installed in a rack with the available Rack Mount Kit)
Processor	One Intel processor (formerly codenamed "Coffee Lake-S Refresh"). Choose from: <ul style="list-style-type: none"> Intel Xeon E-2200 Series processor up to 6 cores and 4.0 GHz Intel Core i3-9100/9300 Series processor up to 4 cores and 3.7 GHz Intel Pentium G5400/G5600 Series processor up to 4.0 GHz Intel Celeron G4900 Series processor up to 3.3 GHz
Chipset	Intel C246 chipset
Memory	Four DIMM sockets supporting Lenovo TruDDR4 DIMMs at 2666 MHz. Support ECC UDIMMs. For China customers, the server supports non-ECC DIMMs (ECC and non-ECC cannot be mixed).
Memory maximums	Up to 64 GB with 4x 16 GB UDIMMs
Memory protection	Error-correcting code (ECC)
Disk drive bays	Up to 4x 3.5-inch non-hot swap (NHS) drive bays. Bays 1-3 only support 3.5" HDD or SSD drives; Bay 4 supports one of the following configurations: <ul style="list-style-type: none"> 3.5-inch non-hot-swap HDD or SSD in a 5.25-inch conversion tray Half-high optical drive (either DVD-ROM or DVD-RW) Half-high backup unit (either LTO tape or RDX drive) Combination 3.5-inch non-hot-swap HDD or SSD plus a slim optical DVD-RW The server can be configured without any HDDs or SSDs. The server also supports 2x SD Cards installed in an optional SD Card Adapter (RAID not supported).
Maximum internal storage	<ul style="list-style-type: none"> Using HDDs: 32 TB using 4x 8TB SATA HDDs Using SSDs: 3.84 TB using 4x 960GB SATA SSDs HDDs and SSDs can be installed in the same server but are not supported in the same RAID volume
Storage controller	<ul style="list-style-type: none"> Onboard 6 Gb SATA controller, supporting AHCI mode (non-RAID) or Intel RSTe software RAID (RAID 0, 1, 10, 5) 12 Gb RAID controller: <ul style="list-style-type: none"> RAID 530i (cacheless) supports RAID 0, 1, 10, 5 RAID 730-8i with 1GB cache supports RAID 0, 1, 10, 5 RAID 930-8i with 2GB flash-backed cache supports RAID 0, 1, 10, 5, 6 RAID 940-8i with 2GB flash-backed cache supports RAID 0, 1, 10, 5, 6 12 Gb Host Bus Adapter: <ul style="list-style-type: none"> 430-8i or 440-8i SAS/SATA 12Gb HBA

Components	Specification
Media drive bay	One half-height 5.25-inch bay for optical or tape drive. Supports DVD-ROM or DVD-RW. Mutually exclusive with the fourth HDD/SSD.
Network interfaces	One integrated Gigabit Ethernet 1000BASE-T port (RJ-45) using Intel i219-LM controller.
PCI Expansion slots	Three PCIe slots as follows: <ul style="list-style-type: none"> Slot 1: PCIe 3.0 x16 full-height half-length (FHHL) Slot 2: PCIe 3.0 x1 full-height half-length (FHHL) Slot 3: PCIe 3.0 x4 (physical connector is x16) full-height half-length (FHHL)
Ports	<p>Front ports:</p> <ul style="list-style-type: none"> Two USB ports (both are USB 3.1 G1) <p>Rear ports:</p> <ul style="list-style-type: none"> Four USB ports (two USB 3.1 G1, two USB 2.0) Two DisplayPort video ports (require a processor with integrated graphics) One RJ-45 Gigabit Ethernet port One serial port One audio line-out ports (Windows 10 only; some line noise is possible)
Cooling	Supports ASHRAE A2 and ASHRAE B environments. Two fixed system fans. Additional fans attached to the processor, in the power supply, and in the optional media bay enclosure.
Power supply	One fixed power supply, either 250W or 400W power supply. 80 PLUS Platinum certified.
Hot-swap parts	None
Systems management	Power and drive activity LEDs. Intel Active Management Technology (AMT) 12.0 server management. Supports Integrated Lenovo XClarity Provisioning Manager Lite (USB memory key-based) for system setup and firmware upgrades. No support for XClarity Controller (XCC).
Security features	Power-on password, administrator's password, Trusted Platform Module (TPM), supporting TPM 1.2 or TPM 2.0. Optional Chassis intrusion switch. Padlock loop and Kensington cable slot for physical security.
Video	Integrated Intel Graphics Technology (Intel GT) on most processors - see the Processors section. Two DisplayPort ports. Maximum resolution is 3840 x 2160 pixels (4K) at a refresh rate of 60Hz. On servers with a processor that does not have integrated graphics, the two DP ports are not connected and a separate GPU adapter is required. See GPU adapters for details.
Operating systems supported	Microsoft Windows Server, Red Hat Enterprise Linux, VMware ESXi. See the Operating system support section for specifics.
Limited warranty	Three-year or one-year (model dependent) customer-replaceable unit and onsite limited warranty with 9x5 next business day (NBD).
Service and support	Optional service upgrades are available through Lenovo Services: 4-hour or 2-hour response time, 6-hour fix time, 1-year or 2-year warranty extension, software support for Lenovo hardware and some third-party applications.
Dimensions	Width: 175 mm (6.9 in.), height: 376 mm (14.8 in.), depth: 424 mm (16.7 in.). See Physical and electrical specifications for details.
Weight	Minimum: 7.5 kg (16.5 lb), maximum: 11.2 kg (24.7 lb)

The ST50 server is shipped with the following items:

- Documentation flyer
- Power cord (model and region dependent)

Models

ThinkSystem ST50 models can be configured by using the [Lenovo Data Center Solution Configurator \(DCSC\)](#).

Configure-to-order (CTO) models are used to create models with factory-integrated server customizations. For CTO models, two types of base CTO models are available for the ST50 as listed in the columns in the following table:

- General purpose base CTO models are for general business (non-HPC) and is selectable by choosing **General Purpose** mode in DCSC.
- AI and HPC base models are intended for Artificial Intelligence (AI) and High Performance Computing (HPC) configurations and solutions are enabled using the **AI & HPC Hardware - ThinkSystem Hardware** mode in DCSC. These configurations, along with Lenovo EveryScale Solutions, can also be built using [System x and Cluster Solutions Configurator \(x-config\)](#). **Tip:** Some HPC and AI models are not listed in DCSC and can only be configured in x-config.

Preconfigured server models may also be available for the ST50, however these are region-specific; that is, each region may define their own server models, and not all server models are available in every region.

The following table lists the base CTO models of the ThinkSystem ST50 server.

Table 2. Base CTO models

Machine Type/Model General purpose	Machine Type/Model for AI and HPC	Description
7Y48CTO1WW	7Y48CTOLWW	ThinkSystem ST50 – 3-year warranty
7Y49CTO1WW	7Y49CTOLWW	ThinkSystem ST50 – 1-year warranty

The following tables list the available models, grouped by region.

- [Models for Australia and New Zealand](#)
- [Models for South East Asian countries \(ASEAN\)](#)
- [Models for Brazil](#)
- [Models for EMEA countries](#)
- [Models for Hong Kong, Taiwan, Korea \(HTK\)](#)
- [Models for India](#)
- [Models for Japan](#)
- [Models for Latin American countries \(except Brazil\)](#)
- [Models for USA and Canada](#)

Refer to the Specifications section for information about standard features of the server.

Models for Australia and New Zealand

Table 3. Models for Australia and New Zealand

Model	Intel processor†	Memory	Drive Controller	Drive bays Drives	Media bay	GPU	Power supply & cord	Intru sw.	Op Sys
TopSeller models with a 3-year warranty (machine type 7Y48)									
7Y48A02YAU	Xeon E-2224G 4C 71W 3.5GHz	1x 8GB	Onboard AHCI	4 drive bays / Open bay	3.5-in bay	No	250W / Yes	Opt	Not incl.
7Y48A04DAU	Xeon E-2224G 4C 71W 3.5GHz	1x 8GB	Onboard AHCI	3 drive bays / 1x 1TB Client HDD	Open	No	250W / Yes	Opt	Not incl.
7Y48A02WAU	Xeon E-2246G 6C 80W 3.6GHz	1x 16GB	Onboard AHCI	4 drive bays / Open bay	3.5-in bay	No	250W / Yes	Opt	Not incl.
7Y48A03KAU	Celeron G4930 2C 54W 3.2GHz	1x 8GB	Onboard AHCI	3 drive bays / Open bay	Open	No	250W / Yes	Opt	Not incl.
TopSeller models with a 1-year warranty (machine type 7Y49)									
7Y49A04RAU	Xeon E-2224G 4C 71W 3.5GHz	1x 8GB	Onboard AHCI	3 drive bays / 1x 1TB Client HDD	Open	No	250W / Yes	Opt	Not incl.

† Processor detail: Model, compute core count, TDP, core frequency

Models for South East Asian countries (ASEAN)

Table 4. Models for South East Asian countries (ASEAN)

Model	Intel processor†	Memory	Drive Controller	Drive bays Drives	Media bay	GPU	Power supply & cord	Intru sw.	Op Sys
TopSeller models with a 3-year warranty (machine type 7Y48)									
7Y48A02PSG	Xeon E-2224G 4C 71W 3.5GHz	1x 8GB	Onboard AHCI	3 drive bays / Open bay	HH DVD-ROM	No	250W / No	Opt	Not incl.
7Y48A02TSG	Xeon E-2224G 4C 71W 3.5GHz	1x 8GB	Onboard AHCI	3 drive bays / Open bay	HH DVD-ROM	Option	400W / No	Opt	Not incl.
7Y48A02QSG	Xeon E-2226G 6C 80W 3.4GHz	1x 8GB	Onboard AHCI	3 drive bays / Open bay	HH DVD-ROM	No	250W / No	Opt	Not incl.
7Y48A02RSG	Xeon E-2226G 6C 80W 3.4GHz	1x 8GB	Onboard AHCI	3 drive bays / Open bay	HH DVD-ROM	Option	400W / No	Opt	Not incl.
7Y48A02SSG	Xeon E-2244G 4C 71W 3.8GHz	1x 8GB	Onboard AHCI	3 drive bays / Open bay	HH DVD-ROM	Option	400W / No	Opt	Not incl.
7Y48A033SG	Xeon E-2244G 4C 71W 3.8GHz	1x 8GB	Onboard AHCI	3 drive bays / Open bay	HH DVD-ROM	No	250W / No	Opt	Not incl.
7Y48A02ZSG	Xeon E-2274G 4C 83W 4.0GHz	1x 8GB	Onboard AHCI	3 drive bays / Open bay	HH DVD-ROM	Option	400W / No	Opt	Not incl.
7Y48A035SG	Xeon E-2274G 4C 83W 4.0GHz	1x 8GB	Onboard AHCI	3 drive bays / Open bay	HH DVD-ROM	No	250W / No	Opt	Not incl.

† Processor detail: Model, compute core count, TDP, core frequency

Models for Brazil

Table 5. Models for Brazil

Model	Intel processors†	Memory	Drive Controller	Drive bays Drives	Media bay	GPU	Power supply & cord	Intru sw.	Op Sys
TopSeller models with a 3-year warranty (machine type 7Y48)									
7Y481001BR	Xeon E-2224G 4C 71W 3.5GHz	1x 8GB	Onboard AHCI	3 drive bays / 1x 1TB HDD	Open	Option	400W / Yes	Opt	Not incl.
7Y481002BR	Xeon E-2224G 4C 71W 3.5GHz	1x 8GB	Onboard AHCI	3 drive bays / 1x 1TB HDD	HH DVD-RW	No	250W / Yes	Opt	Not incl.
7Y481003BR	Xeon E-2224G 4C 71W 3.5GHz	1x 8GB	Onboard AHCI	3 drive bays / 1x 1TB HDD	HH DVD-RW	Option	400W / Yes	Opt	Not incl.
7Y48A03NBR	Xeon E-2224G 4C 71W 3.5GHz	1x 16GB	Onboard AHCI	3 drive bays / 1x 1TB HDD	HH DVD-RW	No	250W / Yes	Opt	Not incl.
7Y48A03VBR	Xeon E-2224G 4C 71W 3.5GHz	1x 16GB	Onboard AHCI	3 drive bays / 1x 2TB HDD	HH DVD-RW	No	250W / Yes	Opt	Not incl.

† Processor detail: Model, compute core count, TDP, core frequency

Models for EMEA countries

Table 6. Models for EMEA countries

Model	Intel processors†	Memory	Drive Controller	Drive bays Drives	Media bay	GPU	Power supply & cord	Intru sw.	Op Sys
Standard models with a 3-year warranty (machine type 7Y48)									
7Y481004EA	Xeon E-2224G 4C 71W 3.5GHz	1x 16GB	Onboard AHCI	4 drive bays / 2x 2TB HDD	3.5-in bay	No	250W / No	Opt	Not incl.
7Y481007EA	Xeon E-2224G 4C 71W 3.5GHz	1x 16GB	Onboard SATA	4 drive bays / 2x 480GB S4510	Slim DVD-RW + 3.5-in bay	No	250W / Yes	Opt	Not incl.
7Y481008EA	Xeon E-2224G 4C 71W 3.5GHz	1x 8GB	Onboard SATA	3 drive bays / 2x 1TB Client HDD	HH DVD-RW	No	250W / Yes	Opt	Not incl.
7Y481009EA	Xeon E-2224G 4C 71W 3.5GHz	1x 8GB	Onboard SATA	3 drive bays / 2x 1TB Client HDD	HH DVD-RW	No	250W / Yes	Opt	Not incl.
7Y48100AEA	Xeon E-2224G 4C 71W 3.5GHz	1x 16GB	Onboard AHCI	4 drive bays / 1x 240GB S4510	Slim DVD-RW + 3.5-in bay	No	250W / Yes	Yes	Not incl.
7Y48100BEA	Xeon E-2224G 4C 71W 3.5GHz	1x 8GB	Onboard AHCI	4 drive bays / 1x 1TB Client HDD	3.5-in bay	Option	400W / Yes	Opt	Not incl.
7Y48100CEA	Xeon E-2224G 4C 71W 3.5GHz	1x 16GB	Onboard AHCI	3 drive bays / 2x 480GB 5300 RI	Open	No	250W / No	Opt	Not incl.
7Y48100DEA	Xeon E-2224G 4C 71W 3.5GHz	1x 16GB	Onboard AHCI	4 drive bays / 1x 1TB Client HDD	3.5-in bay	Option	400W / Yes	Opt	Not incl.
7Y48100FEA	Xeon E-2224G 4C 71W 3.5GHz	1x 16GB	Onboard AHCI	3 drive bays / 2x 480GB 5300 RI	Open	Option	400W / No	Opt	Not incl.
7Y48A03CEA	Xeon E-2224G 4C 71W 3.5GHz	1x 8GB	Onboard AHCI	4 drive bays / 2x 2TB HDD	3.5-in bay	No	250W / No	Opt	Not incl.

Model	Intel processors†	Memory	Drive Controller	Drive bays Drives	Media bay	GPU	Power supply & cord	Intru sw.	Op Sys
7Y48A03DEA	Xeon E-2224G 4C 71W 3.5GHz	1x 8GB	Onboard AHCI	4 drive bays / 2x 2TB HDD	Slim DVD-RW + 3.5-in bay	No	250W / No	Opt	Not incl.
7Y48A03EEA	Xeon E-2224G 4C 71W 3.5GHz	1x 8GB	Onboard AHCI	4 drive bays / 2x 1TB HDD	Slim DVD-RW + 3.5-in bay	No	250W / No	Opt	Not incl.
7Y48A03FEA	Xeon E-2224G 4C 71W 3.5GHz	1x 8GB	Onboard AHCI	4 drive bays / 2x 1TB HDD	3.5-in bay	No	250W / No	Opt	Not incl.
7Y48A03LEA	Xeon E-2224G 4C 71W 3.5GHz	1x 8GB	Onboard AHCI	4 drive bays / 2x 1TB HDD	Slim DVD-RW + 3.5-in bay	No	250W / No	Opt	Not incl.
7Y48A03ZEA	Xeon E-2224G 4C 71W 3.5GHz	1x 8GB	Onboard AHCI	4 drive bays / 2x 480GB S4510	Slim DVD-RW + 3.5-in bay	No	250W / No	Opt	Not incl.
7Y48A040EA	Xeon E-2224G 4C 71W 3.5GHz	1x 16GB	Onboard AHCI	4 drive bays / 2x 480GB S4510	Slim DVD-RW + 3.5-in bay	No	250W / No	Opt	Not incl.
7Y48A042EA	Xeon E-2224G 4C 71W 3.5GHz	1x 16GB	Onboard SATA	4 drive bays / 2x 480GB S4510	Slim DVD-RW + 3.5-in bay	No	250W / Yes	Opt	WS19 Std Drop
7Y48A043EA	Xeon E-2224G 4C 71W 3.5GHz	1x 16GB	Onboard SATA	4 drive bays / 2x 480GB S4510	Slim DVD-RW + 3.5-in bay	No	250W / Yes	Opt	WS19 Ess Drop
7Y48A048EA	Xeon E-2224G 4C 71W 3.5GHz	1x 16GB	Onboard SATA	3 drive bays / 2x 1TB Client HDD	HH DVD-RW	No	250W / Yes	Opt	Not incl.
7Y48A049EA	Xeon E-2224G 4C 71W 3.5GHz	1x 16GB	Onboard SATA	3 drive bays / 2x 2TB Client HDD	HH DVD-RW	No	250W / Yes	Opt	Not incl.
7Y48A04FEA	Xeon E-2224G 4C 71W 3.5GHz	1x 8GB	Onboard SATA	3 drive bays / 2x 1TB Client HDD	HH DVD-RW	No	250W / Yes	Opt	Not incl.
7Y48A04JEA	Xeon E-2224G 4C 71W 3.5GHz	1x 8GB	Onboard AHCI	4 drive bays / 2x 1TB HDD	Slim DVD-RW + 3.5-in bay	No	250W / No	Opt	Not incl.
7Y48A04KEA	Xeon E-2224G 4C 71W 3.5GHz	1x 8GB	Onboard AHCI	4 drive bays / 2x 1TB HDD	Slim DVD-RW + 3.5-in bay	No	250W / No	Opt	Not incl.

Model	Intel processors†	Memory	Drive Controller	Drive bays Drives	Media bay	GPU	Power supply & cord	Intru sw.	Op Sys
7Y48A04REA	Xeon E-2224G 4C 71W 3.5GHz	1x 8GB	Onboard AHCI	4 drive bays / 2x 2TB HDD	3.5-in bay	No	250W / No	Opt	Not incl.
7Y48A051EA	Xeon E-2224G 4C 71W 3.5GHz	1x 8GB	Onboard AHCI	4 drive bays / 1x 1TB HDD	Slim DVD-RW + 3.5-in bay	No	250W / Yes	Opt	Not incl.
7Y48A052EA	Xeon E-2224G 4C 71W 3.5GHz	1x 8GB	Onboard AHCI	4 drive bays / 1x 2TB HDD	Slim DVD-RW + 3.5-in bay	No	250W / Yes	Opt	Not incl.
7Y48A059EA	Xeon E-2224G 4C 71W 3.5GHz	1x 8GB	Onboard AHCI	4 drive bays / 1x 2TB HDD	3.5-in bay	No	250W / Yes	Opt	Not incl.
7Y48A05AEA	Xeon E-2224G 4C 71W 3.5GHz	1x 8GB	Onboard AHCI	4 drive bays / 1x 1TB HDD	3.5-in bay	No	250W / Yes	Opt	Not incl.
7Y48A05BEA	Xeon E-2224G 4C 71W 3.5GHz	1x 8GB	Onboard AHCI	4 drive bays / Open bay	3.5-in bay	No	250W / Yes	Opt	Not incl.
7Y48100EEA	Xeon E-2226G 6C 80W 3.4GHz	1x 16GB	Onboard AHCI	3 drive bays / 2x 480GB 5300 R1	Open	Option	400W / No	Opt	Not incl.
7Y48A03GEA	Xeon E-2226G 6C 80W 3.4GHz	1x 8GB	Onboard AHCI	4 drive bays / 2x 2TB HDD	Slim DVD-RW + 3.5-in bay	No	250W / No	Opt	Not incl.
7Y48A03YEA	Xeon E-2226G 6C 80W 3.4GHz	1x 16GB	Onboard AHCI	3 drive bays / 2x 480GB S4510	Open	No	250W / No	Opt	Not incl.
7Y48A053EA	Xeon E-2226G 6C 80W 3.4GHz	1x 8GB	Onboard AHCI	4 drive bays / 1x 2TB HDD	Slim DVD-RW + 3.5-in bay	No	250W / Yes	Opt	Not incl.
7Y48A054EA	Xeon E-2226G 6C 80W 3.4GHz	1x 8GB	Onboard AHCI	4 drive bays / 1x 1TB HDD	Slim DVD-RW + 3.5-in bay	No	250W / Yes	Opt	Not incl.
7Y48A055EA	Xeon E-2226G 6C 80W 3.4GHz	1x 8GB	Onboard AHCI	4 drive bays / Open bay	Slim DVD-RW + 3.5-in bay	No	250W / Yes	Opt	Not incl.
7Y48A056EA	Xeon E-2226G 6C 80W 3.4GHz	1x 8GB	Onboard AHCI	4 drive bays / Open bay	3.5-in bay	No	250W / Yes	Opt	Not incl.
7Y48A057EA	Xeon E-2226G 6C 80W 3.4GHz	1x 8GB	Onboard AHCI	4 drive bays / 1x 1TB HDD	3.5-in bay	No	250W / Yes	Opt	Not incl.
7Y48A058EA	Xeon E-2226G 6C 80W 3.4GHz	1x 8GB	Onboard AHCI	4 drive bays / 1x 2TB HDD	3.5-in bay	No	250W / Yes	Opt	Not incl.
7Y48A05CEA	Xeon E-2226G 6C 80W 3.4GHz	1x 8GB	Onboard AHCI	4 drive bays / Open bay	3.5-in bay	No	250W / Yes	Opt	Not incl.
7Y48A03AEA	Xeon E-2244G 4C 71W 3.8GHz	1x 8GB	Onboard AHCI	4 drive bays / 2x 2TB HDD	Slim DVD-RW + 3.5-in bay	No	250W / No	Opt	Not incl.

Model	Intel processors†	Memory	Drive Controller	Drive bays / Drives	Media bay	GPU	Power supply & cord	Intru sw.	Op Sys
7Y48A03BEA	Xeon E-2246G 6C 80W 3.6GHz	1x 8GB	Onboard AHCI	4 drive bays / 2x 2TB HDD	Slim DVD-RW + 3.5-in bay	No	250W / No	Opt	Not incl.
7Y49100BEA	Xeon E-2224G 4C 71W 3.5GHz	1x 16GB	Onboard AHCI	4 drive bays / 2x 2TB HDD	3.5-in bay	No	250W / No	Opt	Not incl.
Standard Models with a 1-year warranty (machine type 7Y49)									
7Y49A03XEA	Xeon E-2224G 4C 71W 3.5GHz	1x 8GB	Onboard SATA	4 drive bays / 2x 1TB HDD	Slim DVD-RW + 3.5-in bay	No	250W / No	Opt	Not incl.
7Y49A04EEA	Xeon E-2224G 4C 71W 3.5GHz	1x 16GB	Onboard AHCI	3 drive bays / Open bay	Open	No	250W / No	Opt	Not incl.
7Y49A04FEA	Xeon E-2224G 4C 71W 3.5GHz	1x 8GB	Onboard SATA	4 drive bays / 2x 480GB S4510	Slim DVD-RW + 3.5-in bay	No	250W / No	Opt	Not incl.
7Y49A04GEA	Xeon E-2224G 4C 71W 3.5GHz	1x 16GB	Onboard SATA	4 drive bays / 2x 480GB S4510	Slim DVD-RW + 3.5-in bay	No	250W / No	Opt	Not incl.
7Y49A04LEA	Xeon E-2224G 4C 71W 3.5GHz	1x 16GB	Onboard SATA	3 drive bays / 2x 1TB Client HDD	HH DVD-RW	No	250W / Yes	Opt	Not incl.
7Y49A04MEA	Xeon E-2224G 4C 71W 3.5GHz	1x 16GB	Onboard SATA	3 drive bays / 2x 2TB Client HDD	HH DVD-RW	No	250W / Yes	Opt	Not incl.
7Y49A04SEA	Xeon E-2224G 4C 71W 3.5GHz	1x 8GB	Onboard SATA	3 drive bays / 2x 1TB Client HDD	HH DVD-RW	No	250W / Yes	Opt	Not incl.
7Y49A04DEA	Pentium G5420 2C 54W 3.8GHz	1x 8GB	Onboard AHCI	3 drive bays / Open bay	Open	No	250W / No	Opt	Not incl.

† Processor detail: Model, compute core count, TDP, core frequency

Models for Hong Kong, Taiwan, Korea (HTK)

Table 7. Models for Hong Kong, Taiwan, Korea (HTK)

Model	Intel processors†	Memory	Drive Controller	Drive bays Drives	Media bay	GPU	Power supply & cord	Intru sw.	Op Sys
Standard models with a 3-year warranty (machine type 7Y48)									
7Y48A02JCN	Xeon E-2224G 4C 71W 3.5GHz	1x 8GB	Onboard AHCI	3 drive bays / Open bay	HH DVD-ROM	Option	400W / No	Opt	Not incl.
7Y48A02UCN	Xeon E-2224G 4C 71W 3.5GHz	1x 8GB	Onboard AHCI	3 drive bays / Open bay	HH DVD-ROM	No	250W / No	Opt	Not incl.
7Y48A02KCN	Xeon E-2226G 6C 80W 3.4GHz	1x 8GB	Onboard AHCI	3 drive bays / Open bay	HH DVD-ROM	Option	400W / No	Opt	Not incl.
7Y48A02LCN	Xeon E-2226G 6C 80W 3.4GHz	1x 8GB	Onboard AHCI	3 drive bays / Open bay	HH DVD-ROM	No	250W / No	Opt	Not incl.
7Y48A02FCN	Xeon E-2236 6C 80W 3.4GHz	2x 16GB	Onboard SATA	4 drive bays / 2x 2TB HDD	Slim DVD-RW + 3.5-in bay	P620	400W / No	Opt	Not incl.
7Y48A02GCN	Xeon E-2244G 4C 71W 3.8GHz	1x 8GB	Onboard AHCI	3 drive bays / Open bay	HH DVD-ROM	No	250W / No	Opt	Not incl.
7Y48A034CN	Xeon E-2244G 4C 71W 3.8GHz	1x 8GB	Onboard AHCI	3 drive bays / Open bay	HH DVD-ROM	Option	400W / No	Opt	Not incl.
7Y48A02HCN	Xeon E-2274G 4C 83W 4.0GHz	1x 8GB	Onboard AHCI	3 drive bays / Open bay	HH DVD-ROM	No	250W / No	Opt	Not incl.
7Y48A030CN	Xeon E-2274G 4C 83W 4.0GHz	1x 8GB	Onboard AHCI	3 drive bays / Open bay	HH DVD-ROM	Option	400W / No	Opt	Not incl.

† Processor detail: Model, compute core count, TDP, core frequency

Models for India

Table 8. Models for India

Model	Intel processors†	Memory	Drive Controller	Drive bays Drives	Media bay	GPU	Power supply & cord	Intru sw.	Op Sys
Standard models with a 3-year warranty (machine type 7Y48)									
7Y48A03WSG	Xeon E-2224G 4C 71W 3.5GHz	1x 8GB	Onboard SATA	3 drive bays / 1x 1TB HDD	HH DVD-RW	No	250W / No	Opt	Not incl.
7Y48A036SG	Xeon E-2226G 6C 80W 3.4GHz	1x 8GB	Onboard AHCI	3 drive bays / Open bay	HH DVD-ROM	No	250W / No	Opt	Not incl.
7Y48A038SG	Xeon E-2226G 6C 80W 3.4GHz	1x 8GB	Onboard AHCI	3 drive bays / Open bay	HH DVD-ROM	Option	400W / No	Opt	Not incl.
7Y48A037SG	Xeon E-2244G 4C 71W 3.8GHz	1x 8GB	Onboard AHCI	3 drive bays / Open bay	HH DVD-ROM	Option	400W / No	Opt	Not incl.
7Y48A039SG	Xeon E-2244G 4C 71W 3.8GHz	1x 8GB	Onboard AHCI	3 drive bays / Open bay	HH DVD-ROM	No	250W / No	Opt	Not incl.
7Y48A02VSG	Xeon E-2274G 4C 83W 4.0GHz	1x 8GB	Onboard AHCI	3 drive bays / Open bay	HH DVD-ROM	No	250W / No	Opt	Not incl.
7Y48A02XSG	Xeon E-2274G 4C 83W 4.0GHz	1x 8GB	Onboard AHCI	3 drive bays / Open bay	HH DVD-ROM	Option	400W / No	Opt	Not incl.
TopSeller models with a 3-year warranty (machine type 7Y48)									
7Y48A046SG	Xeon E-2224G 4C 71W 3.5GHz	1x 8GB	Onboard SATA	3 drive bays / 1x 1TB Client HDD	HH DVD-RW	No	250W / No	Opt	Not incl.
7Y48A047SG	Xeon E-2224G 4C 71W 3.5GHz	1x 8GB	Onboard SATA	3 drive bays / 1x 2TB Client HDD	HH DVD-RW	No	250W / No	Opt	Not incl.

† Processor detail: Model, compute core count, TDP, core frequency

Models for Japan

Included with all Japan models:

- 1x ThinkSystem ST50 DP to VGA Dongle Kit
- ThinkSystem Optical Wheel Mouse - USB
- ThinkSystem Preferred Pro II USB Keyboard - Japanese

Table 9. Models for Japan

Model	Intel processors†	Memory	Drive Controller	Drive bays Drives	Media bay	GPU	Power supply & cord	Intru sw.	Op Sys
Standard models with a 1-year warranty (machine type 7Y49)									
7Y49100DJP	Xeon E-2224G 4C 71W 3.5GHz	1x 16GB	Onboard SATA	3 drive bays / 2x 480GB 5300 RI	HH DVD-ROM	No	250W / Yes	Opt	WS19 Std Preload

Model	Intel processors†	Memory	Drive Controller	Drive bays Drives	Media bay	GPU	Power supply & cord	Intru sw.	Op Sys
7Y49100EJP	Xeon E-2224G 4C 71W 3.5GHz	1x 16GB	Onboard SATA	3 drive bays / 2x 2TB HDD	HH DVD-ROM	No	250W / Yes	Opt	WS19 Std Preload
7Y49A03VJP	Xeon E-2224G 4C 71W 3.5GHz	1x 8GB	Onboard SATA	3 drive bays / 2x 480GB 5200 SSD	HH DVD-ROM	No	250W / Yes	Opt	WS19 Std Preload
7Y49A03EJP	Xeon E-2226G 6C 80W 3.4GHz	1x 8GB	Onboard AHCI	3 drive bays / Open bay	HH DVD-ROM	No	250W / Yes	Opt	Not incl.
7Y49A03KJP	Xeon E-2226G 6C 80W 3.4GHz	1x 8GB	Onboard SATA	3 drive bays / 2x 1TB HDD	HH DVD-ROM	No	250W / Yes	Opt	WS19 Std Preload
7Y49A03AJP	Xeon E-2244G 4C 71W 3.8GHz	1x 8GB	Onboard SATA	3 drive bays / 2x 1TB HDD	HH DVD-ROM	No	250W / Yes	Opt	WS19 Std Preload
7Y49A03SJP	Xeon E-2244G 4C 71W 3.8GHz	1x 8GB	Onboard AHCI	3 drive bays / Open bay	HH DVD-ROM	No	250W / Yes	Opt	Not incl.
7Y49A034JP	Xeon E-2246G 6C 80W 3.6GHz	1x 8GB	Onboard AHCI	3 drive bays / Open bay	HH DVD-ROM	No	250W / Yes	Opt	Not incl.
7Y49A03RJP	Xeon E-2246G 6C 80W 3.6GHz	1x 8GB	Onboard SATA	3 drive bays / 2x 1TB HDD	HH DVD-ROM	No	250W / Yes	Opt	WS19 Std Preload
7Y49A03LJP	Xeon E-2274G 4C 83W 4.0GHz	1x 8GB	Onboard SATA	3 drive bays / 2x 1TB HDD	HH DVD-ROM	No	250W / Yes	Opt	WS19 Std Preload
7Y49A03MJP	Xeon E-2274G 4C 83W 4.0GHz	1x 8GB	Onboard AHCI	3 drive bays / Open bay	HH DVD-ROM	No	250W / Yes	Opt	Not incl.
7Y49A035JP	Xeon E-2276G 6C 80W 3.8GHz	1x 8GB	Onboard SATA	3 drive bays / 2x 1TB HDD	HH DVD-ROM	No	250W / Yes	Opt	WS19 Std Preload
7Y49A03DJP	Xeon E-2276G 6C 80W 3.8GHz	1x 8GB	Onboard AHCI	3 drive bays / Open bay	HH DVD-ROM	No	250W / Yes	Opt	Not incl.
7Y49A03CJP	Xeon E-2286G 6C 95W 4.0GHz	1x 8GB	Onboard AHCI	3 drive bays / Open bay	HH DVD-ROM	Option	400W / Yes	Opt	Not incl.
7Y49A03FJP	Xeon E-2286G 6C 95W 4.0GHz	1x 8GB	Onboard SATA	3 drive bays / 2x 1TB HDD	HH DVD-ROM	Option	400W / Yes	Opt	WS19 Std Preload
7Y49A038JP	Celeron G4930 2C 54W 3.2GHz	1x 8GB	Onboard SATA	3 drive bays / 2x 1TB HDD	HH DVD-ROM	No	250W / Yes	Opt	WS19 Std Preload
7Y49A03NJP	Celeron G4930 2C 54W 3.2GHz	1x 8GB	Onboard AHCI	3 drive bays / Open bay	HH DVD-ROM	No	250W / Yes	Opt	Not incl.
7Y49A03HJP	Pentium G5420T 2C 35W 3.2GHz	1x 8GB	Onboard SATA	3 drive bays / 2x 1TB HDD	HH DVD-ROM	No	250W / Yes	Opt	WS19 Std Preload
7Y49A03TJP	Pentium G5420T 2C 35W 3.2GHz	1x 8GB	Onboard AHCI	3 drive bays / Open bay	HH DVD-ROM	No	250W / Yes	Opt	Not incl.

Model	Intel processors†	Memory	Drive Controller	Drive bays Drives	Media bay	GPU	Power supply & cord	Intru sw.	Op Sys
7Y49A037JP	Pentium G5620 2C 54W 4.0GHz	1x 8GB	Onboard AHCI	3 drive bays / Open bay	HH DVD-ROM	No	250W / Yes	Opt	Not incl.
7Y49A036JP	Core i3-9100 4C 65W 3.6GHz	1x 8GB	Onboard AHCI	3 drive bays / Open bay	HH DVD-ROM	No	250W / Yes	Opt	Not incl.
7Y49A03BJP	Core i3-9300 4C 62W 3.7GHz	1x 8GB	Onboard AHCI	3 drive bays / Open bay	HH DVD-ROM	No	250W / Yes	Opt	Not incl.
Topseller Models with a 1-year warranty (machine type 7Y49)									
7Y49A03QJP	Xeon E-2224G 4C 71W 3.5GHz	1x 8GB	Onboard SATA	3 drive bays / 2x 1TB HDD	HH DVD-ROM	No	250W / Yes	Opt	WS19 Std Preload
7Y49A03UJP	Xeon E-2224G 4C 71W 3.5GHz	1x 8GB	Onboard AHCI	3 drive bays / Open bay	HH DVD-ROM	No	250W / Yes	Opt	Not incl.
7Y49A03PJP	Pentium G5420 2C 54W 3.8GHz	1x 8GB	Onboard AHCI	3 drive bays / Open bay	HH DVD-ROM	No	250W / Yes	Opt	Not incl.

† Processor detail: Model, compute core count, TDP, core frequency

Models for Latin American countries (except Brazil)

Table 10. Models for Latin American countries (except Brazil)

Model	Intel processors†	Memory	Drive Controller	Drive bays Drives	Media bay	GPU	Power supply & cord	Intru sw.	Op Sys
Standard models with a 3-year warranty (machine type 7Y48)									
7Y48A03XLA	Xeon E-2224G 4C 71W 3.5GHz	1x 16GB	Onboard SATA	3 drive bays / 1x 2TB HDD	HH DVD-ROM	P620	400W / Yes	Yes	Not incl.
7Y48A04ELA	Xeon E-2226G 6C 80W 3.4GHz	1x 16GB	Onboard SATA	3 drive bays / 2x 2TB HDD	HH DVD-RW	Option	400W / Yes	Yes	Not incl.
7Y481006LA	Xeon E-2274G 4C 83W 4.0GHz	1x 16GB	730-8i 1GB	3 drive bays / 2x 2TB HDD	HH DVD-ROM	P620	400W / Yes	Opt	Not incl.
Topseller models with a 3-year warranty (machine type 7Y48)									
7Y48A03TLA	Xeon E-2224G 4C 71W 3.5GHz	1x 16GB	Onboard SATA	3 drive bays / 1x 1TB HDD	HH DVD-ROM	No	250W / Yes	Yes	Not incl.
Standard models with a 1-year warranty (machine type 7Y49)									
7Y49A04HLA	Xeon E-2224G 4C 71W 3.5GHz	1x 16GB	Onboard SATA	3 drive bays / 1x 2TB HDD	HH DVD-ROM	Option	400W / Yes	Opt	Not incl.
7Y49A04JLA	Xeon E-2224G 4C 71W 3.5GHz	1x 16GB	Onboard SATA	3 drive bays / 1x 2TB HDD	HH DVD-ROM	No	250W / Yes	Opt	Not incl.
TopSeller models with a 1-year warranty (machine type 7Y49)									
7Y49100CLA	Xeon E-2224G 4C 71W 3.5GHz	1x 8GB	Onboard AHCI	3 drive bays / 1x 1TB HDD	HH DVD-ROM	No	250W / Yes	Opt	Not incl.
7Y49A041LA	Xeon E-2224G 4C 71W 3.5GHz	1x 16GB	Onboard SATA	3 drive bays / 1x 1TB HDD	Open	No	250W / Yes	Yes	Not incl.
7Y49A042LA	Xeon E-2224G 4C 71W 3.5GHz	1x 16GB	Onboard SATA	3 drive bays / 1x 1TB HDD	Open	No	250W / Yes	Yes	Not incl.
7Y49A043LA	Xeon E-2224G 4C 71W 3.5GHz	1x 16GB	Onboard SATA	3 drive bays / 1x 1TB HDD	Open	No	250W / Yes	Yes	Not incl.
7Y49A044LA	Xeon E-2224G 4C 71W 3.5GHz	1x 16GB	Onboard SATA	3 drive bays / 2x 1TB HDD	Open	No	250W / Yes	Yes	Not incl.
7Y49A045LA	Xeon E-2224G 4C 71W 3.5GHz	1x 16GB	Onboard SATA	3 drive bays / 2x 1TB HDD	Open	No	250W / Yes	Yes	Not incl.
7Y49A046LA	Xeon E-2224G 4C 71W 3.5GHz	1x 16GB	Onboard SATA	3 drive bays / 2x 1TB HDD	Open	No	250W / Yes	Yes	Not incl.
7Y49A047LA	Xeon E-2224G 4C 71W 3.5GHz	1x 16GB	Onboard SATA	3 drive bays / 1x 2TB HDD	Open	No	250W / Yes	Yes	Not incl.
7Y49A048LA	Xeon E-2224G 4C 71W 3.5GHz	1x 16GB	Onboard SATA	3 drive bays / 1x 2TB HDD	Open	No	250W / Yes	Yes	Not incl.
7Y49A049LA	Xeon E-2224G 4C 71W 3.5GHz	1x 16GB	Onboard SATA	3 drive bays / 1x 2TB HDD	Open	No	250W / Yes	Yes	Not incl.
7Y49A04ALA	Xeon E-2224G 4C 71W 3.5GHz	1x 16GB	Onboard SATA	3 drive bays / 2x 2TB HDD	Open	No	250W / Yes	Yes	Not incl.
7Y49A04BLA	Xeon E-2224G 4C 71W 3.5GHz	1x 16GB	Onboard SATA	3 drive bays / 2x 2TB HDD	Open	No	250W / Yes	Yes	Not incl.
7Y49A04CLA	Xeon E-2224G 4C 71W 3.5GHz	1x 16GB	Onboard SATA	3 drive bays / 2x 2TB HDD	Open	No	250W / Yes	Yes	Not incl.
7Y49A04KLA	Xeon E-2224G 4C 71W 3.5GHz	1x 8GB	Onboard SATA	3 drive bays / 1x 1TB Client HDD	Open	No	250W / No	Opt	Not incl.
7Y49A04NLA	Xeon E-2224G 4C 71W 3.5GHz	1x 16GB	Onboard SATA	3 drive bays / 1x 1TB Client HDD	Open	No	250W / No	Opt	Not incl.

† Processor detail: Model, compute core count, TDP, core frequency

Models for USA and Canada

Table 11. Models for USA and Canada

Model	Intel processors†	Memory	Drive Controller	Drive bays Drives	Media bay	GPU	Power supply & cord	Intru sw.	Op Sys
Standard models with a 3-year warranty (machine type 7Y48)									
7Y48A02MNA	Xeon E-2224G 4C 71W 3.5GHz	1x 8GB	Onboard AHCI	3 drive bays / Open bay	HH DVD-RW	No	250W / Yes	Opt	Not incl.
7Y48A03HNA	Xeon E-2224G 4C 71W 3.5GHz	1x 8GB	Onboard SATA	3 drive bays / 2x 1TB HDD	HH DVD-RW	No	250W / Yes	Opt	WS19 Ess Preload
7Y48A04PNA	Xeon E-2224G 4C 71W 3.5GHz	1x 8GB	Onboard AHCI	3 drive bays / Open bay	Open	No	250W / Yes	Opt	Not incl.
7Y48A02ENA	Xeon E-2246G 6C 80W 3.6GHz	1x 8GB	Onboard AHCI	4 drive bays / Open bay	Slim DVD-RW + 3.5-in bay	No	250W / Yes	Opt	Not incl.
7Y48A04QNA	Xeon E-2246G 6C 80W 3.6GHz	1x 8GB	Onboard AHCI	3 drive bays / Open bay	Open	No	250W / Yes	Opt	Not incl.
7Y48A02NNA	Xeon E-2276G 6C 80W 3.8GHz	1x 8GB	Onboard AHCI	4 drive bays / Open bay	Slim DVD-RW + 3.5-in bay	No	250W / Yes	Opt	Not incl.
7Y48A04NNA	Xeon E-2276G 6C 80W 3.8GHz	1x 16GB	Onboard AHCI	3 drive bays / Open bay	Open	No	250W / Yes	Opt	Not incl.

† Processor detail: Model, compute core count, TDP, core frequency

Processors

The ST50 supports one processor from the Intel product family formerly known by the codename "Coffee Lake-S Refresh". This includes processors from the Intel Xeon E, Core i3, Pentium and Celeron families.

E-2100 processors: The ST50 also supports Xeon E-2100 processors. For details, see <https://lenovopress.com/lp0960>.

The server supports the processor options that are listed in the following table.

All supported processors have the following characteristics:

- 14 nm semiconductor process technology
- 8 GT/s DMI3 bus speed
- Two DDR4 memory channels
- Support for ECC memory
- 16 PCIe 3.0 I/O lanes

Integrated graphics: As indicated in the table, some processors do not include Integrated graphics. if you use one of these processors in your configuration, you will also need to select a [GPU adapter](#) and a 400W power supply.

Table 12. Processor options

Feature code	Intel model	TDP	Cores / threads	Integ. Video	Base core speed	Cache	Max. memory speed	HT	TB / Max speed	VT	AMT	Intel SGX†
Intel Celeron processors												
BAKB	G4930	54W	2 / 2	Yes	3.2GHz	2 MB	2400MHz	No	No TB	Yes	No	No
BAKA	G4930T	35W	2 / 2	Yes	3.0GHz	2 MB	2400MHz	No	No TB	Yes	No	No
BAK9	G4950	54W	2 / 2	Yes	3.3GHz	2 MB	2400MHz	No	No TB	Yes	No	No
Intel Core i3 processors												
BAK4	i3-9100	65W	4 / 4	Yes	3.6GHz	6 MB	2400MHz	No	Yes / 4.2GHz	Yes	No	No
BAK3	i3-9100T	35W	4 / 4	Yes	3.1GHz	6 MB	2400MHz	No	Yes / 3.7GHz	Yes	No	No
BAK2	i3-9300	62W	4 / 4	Yes	3.7GHz	8 MB	2400MHz	No	Yes / 4.3GHz	Yes	No	No
BAK0	i3-9300T	35W	4 / 4	Yes	3.2GHz	8 MB	2400MHz	No	Yes / 3.8GHz	Yes	No	No
BAK1	i3-9320	62W	4 / 4	Yes	3.7GHz	8 MB	2400MHz	No	Yes / 4.4GHz	Yes	No	No
Intel Pentium processors												
BAK7	G5420	54W	4 / 8	Yes	3.8GHz	4 MB	2400MHz	Yes	No TB	Yes	No	No
BAK8	G5420T	35W	2 / 4	Yes	3.2GHz	4 MB	2400MHz	Yes	No TB	Yes	No	No
BAK6	G5600T	35W	2 / 4	Yes	3.3GHz	4 MB	2400MHz	Yes	No TB	Yes	No	No
BAK5	G5620	54W	2 / 4	Yes	4.0GHz	4 MB	2400MHz	Yes	No TB	Yes	No	No
Intel Xeon E-2200 processors												
BAJY	E-2224	71W	4 / 4	No	3.4GHz	8 MB	2666MHz	No	Yes / 4.6GHz	Yes	Yes*	No
BAJX	E-2224G	71W	4 / 4	Yes	3.5GHz	8 MB	2666MHz	No	Yes / 4.7GHz	Yes	Yes	No
BAJW	E-2226G	80W	6 / 6	Yes	3.4GHz	12 MB	2666MHz	No	Yes / 4.7GHz	Yes	Yes	No
BAJV	E-2234	71W	4 / 8	No	3.6GHz	8 MB	2666MHz	Yes	Yes / 4.8GHz	Yes	Yes*	No
BAJU	E-2236	80W	6 / 12	No	3.4GHz	12 MB	2666MHz	Yes	Yes / 4.8GHz	Yes	Yes*	No
BAJT	E-2244G	71W	4 / 8	Yes	3.8GHz	8 MB	2666MHz	Yes	Yes / 4.8GHz	Yes	Yes	No
BAJS	E-2246G	80W	6 / 12	Yes	3.6GHz	12 MB	2666MHz	Yes	Yes / 4.8GHz	Yes	Yes	No
BAJR	E-2274G	83W	4 / 8	Yes	4.0GHz	8 MB	2666MHz	Yes	Yes / 4.9GHz	Yes	Yes	Yes / 128MB
BAJQ	E-2276G	80W	6 / 12	Yes	3.8GHz	12 MB	2666MHz	Yes	Yes / 4.9GHz	Yes	Yes	Yes / 128MB
BAJP	E-2286G	95W	6 / 12	Yes	4.0GHz	12 MB	2666MHz	Yes	Yes / 4.9GHz	Yes	Yes	Yes / 128MB

* Xeon E processors without integrated graphics do not support the KVM redirection functions of AMT.

† Intel SGX with Intel SPS (Intel SGX Enclave Page Cache size)

Memory options

The ST50 server supports Lenovo TruDDR4 memory. TruDDR4 memory uses the highest-quality components sourced from Tier 1 DRAM suppliers and only memory that meets strict requirements is selected. It is compatibility-tested and tuned to maximize performance and reliability.

TruDDR4 memory has a unique signature programmed into the DIMM, which enables ThinkSystem servers to verify whether the memory installed is qualified and supported. From a service and support standpoint, TruDDR4 memory automatically assumes the system's warranty, and service and support provided worldwide.

The ST50 supports up to 4 DIMMs. The processors have 2 memory channels and support 2 DIMMs per channel.

All DIMMs operate at a speed of 2666 MHz. However, if the processor selected has a lower memory bus speed (eg 2400 MHz - see the [Processor](#) table), then all DIMMs will operate at that lower speed.

The following table lists the memory options that are available for the ST50 server.

Tip: The ST50 does not support the 32GB UDIMM memory option.

Table 13. Memory options

Part number	Feature code	Description	Maximum supported
ECC UDIMMs - available world wide			
4ZC7A08696	B35J	ThinkSystem 8GB TruDDR4 2666MHz (1Rx8, 1.2V) ECC UDIMM	4
4ZC7A08699	B35K	ThinkSystem 16GB TruDDR4 2666MHz (2Rx8, 1.2V) ECC UDIMM	4
Non-ECC UDIMMs - available only in China			
4ZC7A08700	B35L	ThinkSystem 4GB TruDDR4 2666MHz (1Rx16, 1.2V) Non-ECC UDIMM	4
4ZC7A08701	B35M	ThinkSystem 8GB TruDDR4 2666MHz (1Rx8, 1.2V) Non-ECC UDIMM	4
4ZC7A08702	B35N	ThinkSystem 16GB TruDDR4 2666MHz (2Rx8, 1.2V) Non-ECC UDIMM	4

The following rules and recommendations apply when selecting the memory configuration:

- The server only supports UDIMMs
- Mixing of ECC and non-ECC DIMMs is not supported.
- All DIMMs must be identical. Mixing DIMMs is not supported.
- For best performance when installing two DIMMs, install one in each memory channel

Internal storage

The ST50 supports up to four 3.5-inch non-hot-swap drives plus two SD Cards for internal storage.

The non-hot-swap drive bays are as follows:

- Three drive bays dedicated to 3.5-inch HDDs or SSDs
- One 5.25-inch media drive bay which can hold a fourth 3.5-inch HDDs or SSDs

The location of these bays is shown in the following figure. The ST50 drive option part numbers include the SATA cable and power cable needed to connect the drive to the onboard SATA controller on the system board.




Figure 6. ST50 drive bays

The 5.25-inch media bay (bay 4) supports any one of the following configurations:

- 3.5-inch non-hot-swap HDD or SSD in a 5.25-inch conversion tray
- Combination 3.5-inch non-hot-swap HDD or SSD plus a slim optical DVD-RW
- Half-high optical drive (either DVD-ROM or DVD-RW)
- Half-high backup unit (either LTO tape or RDX drive)
- Empty bay

The ordering information for the drive trays is listed in the following table.

Table 14. Conversion tray and SD Adapter kit

Part number	Feature code	Description
4M17A12096	B35U	ThinkSystem ST50 5.25" to 3.5" HDD Kit w/ Slim ODD (provides a bay for a 3.5-inch HDD or SSD + a bay for a slim optical drive)
CTO only*	B35V	ThinkSystem 5.25" to 3.5" HDD Conversion Kit W/O Slim ODD (provides a bay for a 3.5-inch HDD or SSD without an optical drive bay)
4M17A12095	B3YV	ThinkSystem ST50 Dual SD Cards Adapter Kit, which contains: <ul style="list-style-type: none"> • Adapter that supports two SD Cards • Bracket to mount the adapter to the side of bays 1 and 2 • Cable to connect the adapter to the system board
4M17A80521	BN8A	ThinkSystem ST50 Dual SD Cards Adapter Kit v2 , which contains: <ul style="list-style-type: none"> • Adapter that supports two SD Cards • Bracket to mount the adapter to the side of bays 1 and 2 • Cable to connect the adapter to the system board

* Configure-to-order only; Not available as a field upgrade

The server also supports 1 or 2 SD Cards that are installed in an adapter (4M17A12095 or 4M17A80521, as listed in the table). The adapter is mounted on the side of drive bays 1 and 2 as shown in the figure above. The SD Cards can be used as boot devices or are accessible to the operating system as drives (JBOD). The adapter does not offer any RAID functionality.

Controllers for internal storage

The ST50 has an onboard 6Gbps SATA controller with 4 connections on the system board for the 4 internal drive bays. These ports can be used in either AHCI (JBOD) mode or RSTe (RAID) mode. RSTe mode supports RAID 0, 1, 5 and 10.

Virtualization support: The SATA ports can be used with virtualization hypervisors, including VMware ESXi, Linux KVM, Xen, and Microsoft Hyper-V, however support is limited to AHCI (non-RAID) mode. RSTe mode is not supported with virtualization hypervisors.

Advanced RAID support or HBA support is available with the addition of a RAID adapter or HBA as listed in the following table. The HBA is needed when an internal LTO tape drive is installed.

Table 15. Adapters for internal storage

Part number	Feature code	Description	Slots supported	Maximum supported
SAS/SATA HBA				
7Y37A01088	AUNL	ThinkSystem 430-8i SAS/SATA 12Gb HBA	1,3	1
4Y37A78601	BM51	ThinkSystem 440-8i SAS/SATA PCIe Gen4 12Gb HBA	1,3	1
RAID adapters				
7Y37A01082	AUNG	ThinkSystem RAID 530-8i PCIe 12Gb Adapter	1,3	1
4Y37A78834	BMFT	ThinkSystem RAID 540-8i PCIe Gen4 12Gb Adapter	1,3	1
7Y37A01083*	AUNH*	ThinkSystem RAID 730-8i 1GB Cache PCIe 12Gb Adapter	1,3	1
4Y37A09722	B4RQ	ThinkSystem RAID 730-8i 2GB Flash PCIe 12Gb Adapter	1,3	1
7Y37A01084	AUNJ	ThinkSystem RAID 930-8i 2GB Flash PCIe 12Gb Adapter	1,3	1
4Y37A09728	B8NY	ThinkSystem RAID 940-8i 4GB Flash PCIe Gen4 12Gb Adapter	1,3	1

Part number	Feature code	Description	Slots supported	Maximum supported
Cable and Power Module Bracket Kit for internal RAID adapter				
4M17A80600	Multiple†	ThinkSystem ST50 X40 RAID/HBA Cable & Flash Module Mechanical Kit, contains: <ul style="list-style-type: none"> • Slimline-SAS HD-to-4x SATA cable, for 940 RAID, 540 RAID and 440 HBA adapters • Bracket for flash power module for RAID adapter (supercap holder) 	None	1
4M17A12094	Multiple†	ThinkSystem ST50 RAID/HBA Cable & Flash Module Mechanical Kit, contains: <ul style="list-style-type: none"> • Mini-SAS HD-to-4x SATA cable • Bracket for flash power module for RAID adapter (supercap holder) 	None	1

* The RAID 730-8i 1GB Cache adapter is not available in USA and Canada

† These kits are for field upgrades only. For CTO orders, components will be derived by the configurator

If you are planning to do a field upgrade to add a RAID adapter or HBA for connectivity to the drives, you will need to order the appropriate cable kit:

- For the 940-8i RAID, 540-8i RAID and 440-8i HBA, order the ST50 X40 RAID/HBA Cable & Flash Module Mechanical Kit, 4M17A80600
- For all other RAID adapters and HBAs, order the ST50 X30 RAID/HBA Cable & Flash Module Mechanical Kit, 4M17A12094

These kits contain the cable which connects the adapter to the four SATA drives, replacing the existing four SATA cables. For the RAID 930 and 940 adapters, the kits also contain the bracket for the RAID adapter's flash power module. The bracket is mounted on top of drive bay 2 as shown in [Figure 6](#).

For CTO and preconfigured models in the configurator tool, the cable and flash power module bracket are automatically added if needed.

For a comparison of the functions of the supported storage adapters, see the ThinkSystem RAID Adapter and HBA Reference:

<https://lenovopress.com/lp1288-thinksystem-raid-adapter-and-hba-reference#st50-support=ST50>

Internal drive options

The following tables list the hard disk drive and solid-state drive options for the internal disk storage of the server.

Each drive option part number includes a SATA signal cable and a power cable to connect the drive to the onboard SATA controller on the system board. For CTO orders, the necessary cables will be derived by the configurator.

The following tables list the drive options for internal storage of the server.

Simple-swap drives:

- [3.5-inch simple-swap 6 Gb SATA HDDs](#)
- [3.5-inch simple-swap 6 Gb SATA SSDs](#)

Table 16. 3.5-inch simple-swap 6 Gb SATA HDDs

Part number	Feature code	Description	SED support	Maximum Quantity
3.5-inch simple-swap HDDs - 6 Gb NL SATA				
4XB7A80527	B36T	ThinkSystem ST50 3.5" 1TB 7.2K SATA 6Gb Non-Hot Swap 512n HDD v2	No	4
4XB7A80526	B36U	ThinkSystem ST50 3.5" 2TB 7.2K SATA 6Gb Non-Hot Swap 512n HDD v2	No	4
4XB7A80533	B36V	ThinkSystem ST50 3.5" 4TB 7.2K SATA 6Gb Non-Hot Swap 512n HDD v2	No	4
4XB7A80532	B36W	ThinkSystem ST50 3.5" 6TB 7.2K SATA 6Gb Non-Hot Swap 512e HDD v2	No	4
4XB7A80531	B36X	ThinkSystem ST50 3.5" 8TB 7.2K SATA 6Gb Non-Hot Swap 512e HDD v2	No	4
4XB7A13554	B36T	ThinkSystem ST50 3.5" 1TB 7.2K SATA 6Gb Non-Hot Swap 512n HDD	No	4
4XB7A13555	B36U	ThinkSystem ST50 3.5" 2TB 7.2K SATA 6Gb Non-Hot Swap 512n HDD	No	4
4XB7A13556	B36V	ThinkSystem ST50 3.5" 4TB 7.2K SATA 6Gb Non-Hot Swap 512n HDD	No	4
4XB7A13557	B36W	ThinkSystem ST50 3.5" 6TB 7.2K SATA 6Gb Non-Hot Swap 512e HDD	No	4
4XB7A13558	B36X	ThinkSystem ST50 3.5" 8TB 7.2K SATA 6Gb Non-Hot Swap 512e HDD	No	4
4XB7A76721	BKG5	ThinkSystem ST50 3.5" 1TB Client 7.2K SATA 6Gb Non-Hot Swap 512e HDD	No	2*
4XB7A76722	BKG6	ThinkSystem ST50 3.5" 2TB Client 7.2K SATA 6Gb Non-Hot Swap 512e HDD	No	2*

* Support for client drives has special conditions of use. See [Special Notice for Client drives](#) for details

Table 17. 3.5-inch simple-swap 6 Gb SATA SSDs

Part number	Feature code	Description	SED support	Maximum Quantity
3.5-inch simple-swap SSDs - 6 Gb SATA - Read Intensive/Entry (<3 DWPD)				
4XB7A80541	BKAC	ThinkSystem ST50 3.5" S4520 240GB Read Intensive SATA 6Gb NHS SSD v2	No	4
4XB7A80540	BKAB	ThinkSystem ST50 3.5" S4520 480GB Read Intensive SATA 6Gb NHS SSD v2	No	4
4XB7A80537	BKAA	ThinkSystem ST50 3.5" S4520 960GB Read Intensive SATA 6Gb NHS SSD v2	No	4
4XB7A76940	BKAC	ThinkSystem ST50 3.5" S4520 240GB Read Intensive SATA 6Gb NHS SSD	No	4
4XB7A76941	BKAB	ThinkSystem ST50 3.5" S4520 480GB Read Intensive SATA 6Gb NHS SSD	No	4
4XB7A76942	BKAA	ThinkSystem ST50 3.5" S4520 960GB Read Intensive SATA 6Gb NHS SSD	No	4
4XB7A80536	BE3F	ThinkSystem ST50 3.5" 5300 480GB Entry SATA 6Gb Non Hot Swap SSD v2	No	4
4XB7A80535	BE3E	ThinkSystem ST50 3.5" 5300 960GB Entry SATA 6Gb Non Hot Swap SSD v2	No	4
4XB7A17205	BE3F	ThinkSystem ST50 3.5" 5300 480GB Entry SATA 6Gb Non Hot Swap SSD	No	4
4XB7A17206	BE3E	ThinkSystem ST50 3.5" 5300 960GB Entry SATA 6Gb Non Hot Swap SSD	No	4
4XB7A80530	B63R	ThinkSystem ST50 3.5" 5200 480GB Entry SATA 6Gb Non Hot Swap SSD v2	No	4
4XB7A80534	B63S	ThinkSystem ST50 3.5" 5200 960GB Entry SATA 6Gb Non Hot Swap SSD v2	No	4
4XB7A14050	B63R	ThinkSystem ST50 3.5" 5200 480GB Entry SATA 6Gb Non Hot Swap SSD	No	4
4XB7A14051	B63S	ThinkSystem ST50 3.5" 5200 960GB Entry SATA 6Gb Non Hot Swap SSD	No	4
4XB7A80525	B4N4	ThinkSystem ST50 3.5" S4510 240GB Read Intensive SATA 6Gb HS SSD v2	No	4
4XB7A80528	B4N5	ThinkSystem ST50 3.5" S4510 480GB Read Intensive SATA 6Gb HS SSD v2	No	4
4XB7A80529	B4N6	ThinkSystem ST50 3.5" S4510 960GB Read Intensive SATA 6Gb HS SSD v2	No	4
4XB7A14914	B4N4	ThinkSystem ST50 3.5" Intel S4510 240GB Entry SATA 6Gb Non Hot Swap SSD	No	4
4XB7A14915	B4N5	ThinkSystem ST50 3.5" Intel S4510 480GB Entry SATA 6Gb Non Hot Swap SSD	No	4
4XB7A14916	B4N6	ThinkSystem ST50 3.5" Intel S4510 960GB Entry SATA 6Gb Non Hot Swap SSD	No	4

The following table lists the supported SD Cards.

Table 18. SD Cards

Part number	Feature	Description	Maximum supported
4X77A12158	B3VZ	Blank SanDisk AF3 32G SD Card	2
4X77A12159	B3W0	Blank SanDisk AF3 64G SD Card	2

Special notice for Client drives

The ST50 supports both Client HDDs and Enterprise Class HDDs. Client HDDs are designed for 8x5 operating environment whereas Enterprise Class HDDs are designed for 24x7 operating environment. Selecting the correct drive class will enable the critical areas of quality, functionality, performance, and reliability to be optimized for the target implementation.

When using Client Hard Disk Drives, you agree to the following terms of service:

- Update the firmware once you receive the server according to the "Lenovo Client HDD Upgrade for Windows and Linux" document in the download page:
<https://datacentersupport.lenovo.com/products/servers/thinksystem/st50/7y48/downloads/driver-list/component?name=Storage>
- The use of the Lenovo Online SAS/SATA Hard Disk Drive Update Program is not supported.
- Maximum of 2 Client HDDs per server is supported
- Mixing Client HDDs with other drives is not supported.
- Only supported connected to the server's onboard 6Gbps SATA controller. RAID adapters and HBAs are not supported.
- Operational availability: 8 hours/day, 5 days/week.
- Workload rate limit: < 55 TB/year*

Choosing the right drive type depends on the usage pattern. Improper use of Client HDDs (such as the workload rate exceeding 55 TB/year) will lead to significant risk and increase the drives failure rate.

* The specifications for the product assumes the I/O workload does not exceed the average annualized workload rate limit of 55 TB/year. Workloads exceeding the annualized rate may degrade and impact reliability as experienced by the particular application. The average annualized workload rate limit is in units of TB per calendar year.

Internal backup units

The server supports the internal backup unit options that are listed in the following table.

Table 19. Internal backup units

Part number	Feature code	Description
Cable Kit for internal RDX and LTO drives		
4Z57A13568	B46V	ThinkSystem ST50 HH ODD / Tape Cable Kit, contains: <ul style="list-style-type: none">• Power cable needed for HH optical drives, RDX drive and LTO tape drive• SATA cable only needed for HH optical drives
4Z57A80513	BN57	ThinkSystem ST50 HH ODD / Tape Cable Kit v2 , contains: <ul style="list-style-type: none">• Power cable needed for HH optical drives, RDX drive and LTO tape drive• SATA cable only needed for HH optical drives
LTO Drives		
4T27A10727	B4BM	ThinkSystem Internal Half High LTO Gen8 SAS Tape Drive
4T27A80487	B4BM	ThinkSystem Internal Half High LTO Gen8 SAS Tape Drive v2
7T27A01503	AVF5	ThinkSystem Internal Half High LTO Gen7 SAS Tape Drive
4T27A80486	AVF5	ThinkSystem Internal Half High LTO Gen7 SAS Tape Drive v2
LTO Media		
4TP7A09619	B4BN	ThinkSystem LTO Gen8 12TB Tape
7TP7A01606	AVF7	ThinkSystem LTO7 6TB Tape
RDX Drive and Media		
7T27A01501	AVF6	ThinkSystem Internal RDX USB 3.0 Dock
4T27A80485	AVF6	ThinkSystem Internal RDX USB 3.0 Dock
7TP7A04318	AXD1	ThinkSystem RDX 4TB Cartridge
7TP7A01603	AVF0	ThinkSystem RDX 2TB Cartridge
7TP7A01602	AVF1	ThinkSystem RDX 1TB Cartridge
7TP7A01601	AVF8	ThinkSystem RDX 500GB Cartridge

* The LTO tape drive is not available configure-to-order

The RDX drive is attached via the USB 3.0 port on the system board. The RDX drive requires a USB cable (included in the drive part number) and a power cable (included in cable kit 4Z57A13568 and 4Z57A80513).

The use of an LTO tape drive requires the ThinkSystem 430-8i SAS/SATA 12Gb HBA, 7Y37A01088. The LTO tape requires a SAS cable (included in the drive part number) and a power cable (included in cable kit 4Z57A13568 and 4Z57A80513).

LTO tape drive in a rack conversion kit : The ST50 is supported installed on its side in a rack mount kit, however the use of an LTO tape drive in this configuration is supported but not recommended.

For more information about RDX drive and LTO tape drives, see the Backup Units page on the Lenovo Press site: <https://lenovopress.com/servers/options/backup>

Optical drives

The ST50 supports the internal optical drive options listed in the following table. The internal optical drive is installed in the 5.25-inch media bay.

Table 20. Optical drives

Part number	Feature code	Description
Cable Kit for internal HH optical drives		
4Z57A13568	B46V	ThinkSystem ST50 HH ODD / Tape Cable Kit, contains: <ul style="list-style-type: none">• Power cable needed for HH optical drives, RDX drive and LTO tape drive• SATA cable only needed for HH optical drives
4Z57A80513	BN57	ThinkSystem ST50 HH ODD / Tape Cable Kit v2 , contains: <ul style="list-style-type: none">• Power cable needed for HH optical drives, RDX drive and LTO tape drive• SATA cable only needed for HH optical drives
Conversion Kit for Slim optical drive		
4M17A12096	B35U	ThinkSystem ST50 5.25" to 3.5" HDD Kit w/ Slim ODD
Internal optical drives		
4XA7A08377	B36S	9.5mm Ultra-Slim USB DVD-RW
4XA7A81755	BPHM	ThinkSystem 9.5mm Ultra-Slim USB DVD-RW v2
7XA7A01204	AVEZ	ThinkSystem Half High SATA DVD-ROM Optical Disk Drive
4XA7A80482	BN5H	ThinkSystem Half High SATA DVD-ROM Optical Disk Drive v2
7XA7A01202	AVEY	ThinkSystem Half High SATA DVD-RW Optical Disk Drive
4XA7A80481	BN5J	ThinkSystem Half High SATA DVD-RW Optical Disk Drive v2

The half-high optical drives are attached via a SATA port on the system board. The power and SATA cable are included in cable kit 4Z57A13568 and 4Z57A80513.

The use of the slim optical drive requires the media bay conversion kit 4M17A12096 (which also adds a fourth drive bay). The drive is connected by a USB cable which is included in the drive option part number. A separate power cable is not needed.

The server supports the external USB optical drive listed in the following table.

Table 21. External optical drive

Part number	Feature code	Description
7XA7A05926	AVV8	ThinkSystem External USB DVD RW Optical Disk Drive

The drive is based on the Lenovo Slim DVD Burner DB65 drive and supports the following formats: DVD-RAM, DVD-RW, DVD+RW, DVD+R, DVD-R, DVD-ROM, DVD-R DL, CD-RW, CD-R, CD-ROM.

I/O expansion options

The ST50 server has three PCIe 3.0 slots:

- Slot 1: PCIe 3.0 x16 full-height half-length (FHHL)
- Slot 2: PCIe 3.0 x1 full-height half-length (FHHL)
- Slot 3: PCIe 3.0 x4 (physical connector is x16) full-height half-length (FHHL)

The following figure shows the locations of the PCIe slots.




Figure 7. ThinkSystem ST50 PCIe slots

Network adapters

The server has one integrated Gigabit Ethernet port that is based on the Intel I219-LM NIC (a shared port for operating system access and management network).

The onboard NIC has the following features:

- 1 Gb Ethernet IEEE 802.3, 802.3u, and 802.3ab PHY specifications compliant
- Integrated PHY for 10/100/1000 Mbps with speed and duplex auto-negotiation
- Energy Efficient Ethernet (IEEE 802.3az)
- Wake on LAN
- Class of Service (CoS) priority (IEEE 802.1p) marking
- TCP/UDP checksum and segmentation offload (IPv4 and IPv6)
- Receive Side Scaling
- Jumbo Frames (up to 9K)
- Timing and Synchronization (IEEE 802.1as / IEEE 1588)
- Load balancing and failover teaming support:
 - Adapter fault tolerance (AFT)
 - Switch fault tolerance (SFT)
 - Adaptive load balancing (ALB)

The following table lists other supported network adapters. The maximum supported column indicates which slots each adapter is supported in. For slot locations see the [I/O expansion options](#) section.

Table 22. Network adapters

Part number	Feature code	Description	Slots supported	Maximum supported
Gigabit Ethernet				
7ZT7A00534	AUZY	ThinkSystem I350-T2 PCIe 1Gb 2-Port RJ45 Ethernet Adapter	1,3	2
7ZT7A00535	AUZW	ThinkSystem I350-T4 PCIe 1Gb 4-Port RJ45 Ethernet Adapter	1,3	2
7ZT7A00484	AUZV	ThinkSystem Broadcom 5719 1GbE RJ45 4-Port PCIe Ethernet Adapter	3	1
7ZT7A00482	AUZX	ThinkSystem Broadcom 5720 1GbE RJ45 2-Port PCIe Ethernet Adapter	2,3	2
10 Gb Ethernet				
00MM850	ATRY	Intel X550-T1 Single Port 10GBase-T Adapter	1,3	2
00MM860	ATPX	Intel X550-T2 Dual Port 10GBase-T Adapter	1,3	2
7XC7A05525	B0YL	Intel X710-DA4 4x10Gb SFP+ Adapter	1,3	2*
7ZT7A00496	AUKP	ThinkSystem Broadcom 57416 10GBASE-T 2-Port PCIe Ethernet Adapter	1,3	2

* Requires SFP+ transceivers or DAC cables that must be purchased separately.

For more information, including the transceivers and cables that each adapter supports, see the list of Lenovo Press Product Guides in the Ethernet adapters category:

<https://lenovopress.com/servers/options/ethernet>

SAS adapters for external storage

The following table lists the SAS HBAs and RAID adapters suitable for connectivity to external storage.

Table 23. Supported SAS HBAs and RAID adapters

Part number	Feature code	Description	Slots supported	Maximum supported
12 Gb SAS HBA				
7Y37A01090	AUNR	ThinkSystem 430-8e SAS/SATA 12Gb HBA	1,3	1
12 Gb RAID Adapter				
7Y37A01087	AUNQ	ThinkSystem RAID 930-8e 4GB Flash PCIe 12Gb Adapter	1,3	1
Cable and Power Module Bracket Kit for external RAID adapter				
4M17A12094	B46W	ThinkSystem ST50 RAID/HBA Cable & Flash Module Mechanical Kit, contains: <ul style="list-style-type: none"> • Mini-SAS HD-to-4x SATA cable (not used with RAID 930-8e) • Bracket for flash power module for RAID 930-8e (supercap holder) 	None	1

Mixing storage adapter families: The following HBA/RAID adapter combinations are supported:

- X30 external adapters with other X30 adapters (internal or external)
- X40 external adapters with other X40 adapters (internal or external)
- X40 external adapters with X350 internal adapters

The following HBA/RAID adapter combinations are *not* supported:

- X30 adapters (internal or external) with X40 adapters (internal or external)
- X30 adapters (internal or external) with X350 internal adapters

If you are planning to do a field upgrade to add the RAID 930-8e adapter, you will need to order the RAID/HBA Cable & Flash Module Mechanical Kit, 4M17A12094. This kit contains the bracket for the RAID adapter's flash power module. The bracket is mounted on top of drive bay 2 as shown in [Figure 6](#). For CTO models in the configurator tool, the flash power module bracket is automatically added if needed.

The following table summarizes the features of supported adapters.

Table 24. Comparison of features

Feature	430-8e	RAID 930-8e
Adapter type	HBA	External RAID
Part number	7Y37A01090	7Y37A01087
Controller chip	LSI SAS3408	LSI SAS3516
Broadcom equivalent	HBA 9400-8e	MegaRAID 9480-8e
Host interface	PCIe 3.0x8	PCIe 3.0x8
Port interface	12 Gb SAS	12 Gb SAS
Number of ports	8	8
Port connectors	2x Mini-SAS HD SFF8644	2x Mini-SAS HD SFF8644
Drive interface	SAS/SATA	SAS,SATA
Drive type	HDD/SSD/SED*	HDD,SED,SSD
Hot-swap drives	Yes	Yes
Maximum devices	1024	216
RAID levels	None	0/1/10/5/50/6/60
JBOD mode	Yes	Yes
Cache	None	4GB (Standard)
CacheVault cache protection	None	Yes (Flash)
Performance Accelerator (FastPath)	No	Yes
SSD Caching (CacheCade Pro 2.0)	No	No
SED support*	Yes*	Yes

* SED (self-encrypting drive) support of the SAS HBA is by using software on the server (SED commands are passed through the HBA to the drives).

Parallel Port adapter

The ST50 supports the addition of a parallel port adapter. This adapter is based on the Sunix PAR6408A adapter and adheres to the IEEE 1284 standard for bi-directional parallel communications. The adapter has a full-height (3U) bracket attached.

For customers in United Kingdom: The adapter is not correctly labelled for sale in the UK market as a standalone option. As a result, for UK customers, the adapter is only supported as a factory installed component, not as an option part number.

Table 25. Parallel port

Part number	Feature code	Description	Slots supported	Maximum supported
4C57A39561	B7MG	ThinkSystem Parallel Port PCIe Adapter	2, 3	2

Fibre Channel host bus adapters

The ST50 does not support Fibre Channel HBAs.

Flash Storage adapters

The ST50 does not support Flash Storage adapters.

GPU adapters

The ST50 does not support any GPUs that are currently available.

The ST50 server supports the graphics processing units (GPUs) listed in the following table.

Notes:

- If the processor selected does not include integrated graphics, then a GPU must be selected.
- The use of a GPU requires a chassis base with a 400W power supply
- If a GPU is installed in a server that has a processor with integrated graphics, the integrated graphics (and the two DisplayPort video ports) will be disabled.

Table 26. GPU adapters

Part number	Feature code	Description	Slots supported	Maximum supported
4X67A11584	B31D	ThinkSystem NVIDIA Quadro P620 2GB PCIe Active GPU	1	1

For details about the P620 GPU, see the ThinkSystem GPU Summary:

<https://lenovopress.com/lp0768-thinksystem-gpu-summary>

Fans and cooling

The server can operate in environments up to ASHRAE A2 (35°C and 90% humidity).

The server has the following fans:

- One 80mm system fan at the front of the server inside the front bezel
- One 90mm system fan at the rear of the server
- Fan mounted on the heatsink of the processor
- Power supply fan
- Fan in the optional media bay enclosure

See the Inside view in the [Components and connectors](#) section for locations.

Power supplies

The server has either a fixed 250W or 400W power supply, depending on the chassis base selected. The power supply cannot be upgraded.

Table 27. Power supply options

Feature code	Chassis base	Power supply	Voltage	80 PLUS certification	Configuration restrictions
B36B	ThinkSystem ST50 ATX-250W Chassis Base	250W	100-240V (autosensing)	Platinum	No support for a GPU adapter
B36C	ThinkSystem ST50 ATX-400W Chassis Base	400W	100-240V (autosensing)	Platinum	No restrictions

The inclusion of a power cord is model dependent as listed in the [Models](#) section.

Power cords

Line cords can be ordered as listed in the following table.

Table 28. Power cords

Region	Part number	Feature	Description
Argentina	39Y7930	6222	2.8m, 10A/250V, C13 to IRAM 2073 (Argentina) Line Cord
Argentina	81Y2384	6492	4.3m, 10A/220V, C13 to IRAM 2073 (Argentina) Line Cord
Australia/NZ	39Y7924	6211	2.8m, 10A/250V, C13 to AS/NZ 3112 (Australia/NZ) Line Cord
Australia/NZ	81Y2383	6574	4.3m, 10A/230V, C13 to AS/NZS 3112 (Aus/NZ) Line Cord
Brazil	69Y1988	6532	2.8m, 10A/250V, C13 to NBR 14136 (Brazil) Line Cord
Brazil	81Y2387	6404	4.3m, 10A/250V, C13 - 2P+Gnd (Brazil) Line Cord
China	39Y7928	6210	2.8m, 220-240V, C13 to GB 2099.1 (China) Line Cord
China	81Y2378	6580	4.3m, 10A/220V, C13 to GB 2099.1 (China) Line Cord
Denmark	39Y7918	6213	2.8m, 10A/250V, C13 to DK2-5a (Denmark) Line Cord
Denmark	81Y2382	6575	4.3m, 10A/230V, C13 to DK2-5a (Denmark) Line Cord
Europe	39Y7917	6212	2.8m, 10A/230V, C13 to CEE7-VII (Europe) Line Cord
Europe	81Y2376	6572	4.3m, 10A/230V, C13 to CEE7-VII (Europe) Line Cord
India	39Y7927	6269	2.8m, 10A/250V, C13(2P+Gnd) (India) Line Cord
India	81Y2386	6567	4.3m, 10A/240V, C13 to IS 6538 (India) Line Cord
Israel	39Y7920	6218	2.8m, 10A/250V, C13 to SI 32 (Israel) Line Cord
Israel	81Y2381	6579	4.3m, 10A/230V, C13 to SI 32 (Israel) Line Cord
Italy/Chile	39Y7921	6217	2.8m, 220-240V, C13 to CEI 23-16 (Italy/Chile) Line Cord
Italy/Chile	81Y2380	6493	4.3m, 10A/230V, C13 to CEI 23-16 (Italy/Chile) Line Cord
Japan	46M2593	A1RE	2.8m, 12A/125V, C13 to JIS C-8303 (Japan) Line Cord
Japan	4L67A08357	6533	2.8m, 200V, C13 to JIS C-8303 (Japan) Line Cord
Japan	39Y7926	6335	4.3m, 12A/100V, C13 to JIS C-8303 (Japan) Line Cord
Japan	4L67A08362	6495	4.3m, 12A/200V, C13 to JIS C-8303 (Japan) Line Cord
South Africa	39Y7922	6214	2.8m, 10A/250V, C13 to SABS 164 (S Africa) Line Cord
South Africa	81Y2379	6576	4.3m, 10A/230V, C13 to SABS 164 (South Africa) Line Cord
South Korea	39Y7925	6219	2.8m, 220-240V, C13 to KETI (S Korea) Line Cord
South Korea	81Y2385	6494	4.3m, 12A/220V, C13 to KSC 8305 (S. Korea) Line Cord
Switzerland	39Y7919	6216	2.8m, 10A/250V, C13 to SEV 1011-S24507 (Swiss) Line Cord
Switzerland	81Y2390	6578	4.3m, 10A/230V, C13 to SEV 1011-S24507 (Sws) Line Cord
Taiwan	23R7158	6386	2.8m, 10A/125V, C13 to CNS 10917-3 (Taiwan) Line Cord
Taiwan	81Y2375	6317	2.8m, 10A/240V, C13 to CNS 10917-3 (Taiwan) Line Cord
Taiwan	4L67A08363	AX8B	4.3m, 10A/125V, C13 to CNS 10917 (Taiwan) Line Cord
Taiwan	81Y2389	6531	4.3m, 10A/250V, C13 to 76 CNS 10917-3 (Taiwan) Line Cord
UK	39Y7923	6215	2.8m, 10A/250V, C13 to BS 1363/A (UK) Line Cord
UK	81Y2377	6577	4.3m, 10A/230V, C13 to BS 1363/A (UK) Line Cord
US/Canada	90Y3016	6313	2.8m, 10A/120V, C13 to NEMA 5-15P (US) Line Cord
US/Canada	46M2592	A1RF	2.8m, 10A/250V, C13 to NEMA 6-15P Line Cord
US/Canada	4L67A08359	6370	4.3m, 10A/125V, C13 to NEMA 5-15P (US) Line Cord
US/Canada	4L67A08361	6373	4.3m, 10A/250V, C13 to NEMA 6-15P (US) Line Cord

Systems management

ST50 models with Intel Xeon E processors support Intel Active Management Technology (AMT) 12.0 which provides out-of-band, hardware-based advanced system control, monitoring, alerting, and remote presence functions.

ST50 models with Core i3, Pentium, or Celeron processors support Intel Standard Manageability (ISM), which is a subset of the AMT features.

Both AMT and ISM offer the following features:

- Out-of-band management
- System health and status monitoring
- System event log and alerting
- Hardware inventory
- Boot device selection
- Remote power control
- Serial over LAN
- IDE/USB Redirect for mounting remote media

In addition, AMT supports the following feature:

- KVM (keyboard, video, mouse) redirection

Note: KVM redirection requires an Intel Xeon E processor with integrated graphics.

Health monitoring, event log, alerts, hardware inventory, boot device selection, and remote power control features are accessible out-of-band with a web browser. Serial over LAN, IDE/USB Redirect, and KVM redirection features require third-party tools that are not supplied or supported by Lenovo.

Both AMT and ISM operate independently of the server and remain operational even if the server is powered off. Out-of-band management is performed through the standard Gigabit Ethernet port, which is a shared port for data and management.

AMT and ISM support the following management protocols:

- DASH 1.1
- WS-MAN
- SNMP Platform Event Traps (PET)

Note: The ST50 server does not have an XClarity Controller (XCC) management processor

Lenovo XClarity Provisioning Manager Lite

Lenovo XClarity Provisioning Manager Lite (LXPM Lite) is a USB memory key-based application for system setup and firmware upgrades.

The software tool provides the following functions:

- Easy-to-use, language-selectable graphical interface
- Integrated help system
- Automatic hardware detection
- Ability to install an operating system and device drivers either in an unattended mode or manually
- Ability to clone the settings in one server to other similarly configured Lenovo servers
- Supports RAID setup
- Diagnostics for memory test, hard disk drive test, and RAID log collection.

The LXPM Lite user interface is shown in the following figure.

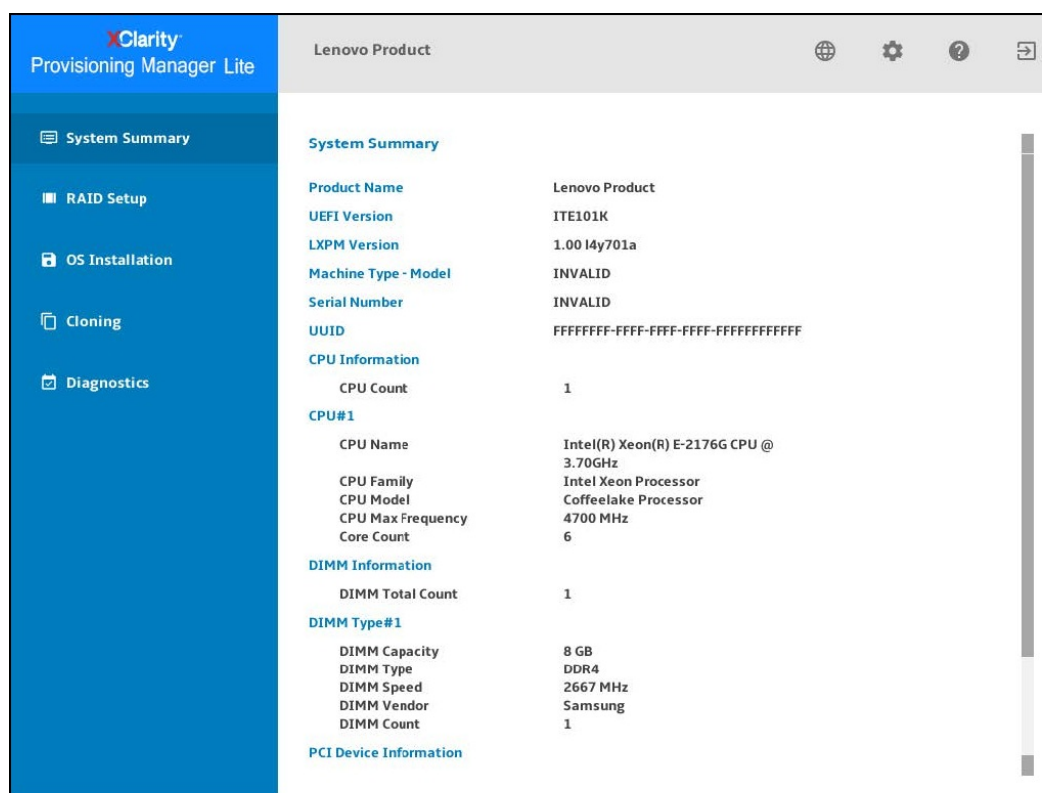


Figure 8. Lenovo XClarity Provisioning Manager Lite user interface

For more information about LXPM Lite, and to download the application, see the following support page:
<https://datacentersupport.lenovo.com/us/en/solutions/HT507133>

Security

The ST50 offers the following security features:

- Electronic security measures:
 - Administrator and power-on passwords
 - Trusted Platform Module (TPM) supporting both TPM 1.2 and TPM 2.0
- Mechanical security measures
 - Loop for a padlock to prevent the side panel from being opened
 - Slot at the rear of the server for a Kensington Cable Lock
 - Optional chassis intrusion switch

The ST50 is NIST 800-147 compliant.

The following table lists the security options for the server. The location of the intrusion switch is shown in the [internal view of the server](#).

Table 29. Security features

Part number	Feature code	Description
4Z57A15948	B364	ThinkSystem Chassis Intrusion Switch Kit for Side Door
4Z57A80512	BMPR	ThinkSystem ST50 Intrusion Cable Kit v2

Keyboards and Mice

The following table lists the supported full-sized USB keyboards and mice available for Lenovo ThinkSystem servers.

The keyboards have the following features:

- Full-sized 104-key keyboard with 3 special Windows keys
- 3 LEDs for caps lock, scroll lock and num lock
- Wired USB connection with 1.8m cable
- Adjustable feet at the rear of the keyboard

Tip: For keyboards that fit in the rack-mounted console kit, see the [KVM console options](#) section, or the [ThinkSystem 18.5-inch LCD Console](#) product guide

Table 30. Lenovo Preferred Pro USB Full-sized keyboards - ThinkSystem

Part number	Feature code	Description
Mice		
7M57A04698	B0LN	ThinkSystem Optical Wheel Mouse - USB
Keyboards		
7ZB7A05521	AXTM	ThinkSystem Pref. Pro II USB Keyboard - Arabic
7ZB7A05520	AXTN	ThinkSystem Pref. Pro II USB Keyboard - Arabic/French
7ZB7A05519	AXTP	ThinkSystem Pref. Pro II USB Keyboard - Belgium/French
7ZB7A05518	AXTQ	ThinkSystem Pref. Pro II USB Keyboard - Belgium/UK
7ZB7A05517	AXTR	ThinkSystem Pref. Pro II USB Keyboard - Brazil/Portuguese
7ZB7A05515	AXTS	ThinkSystem Pref. Pro II USB Keyboard - Bulgarian
7ZB7A05511	AXTU	ThinkSystem Pref. Pro II USB Keyboard - Czech
7ZB7A05509	AXTV	ThinkSystem Pref. Pro II USB Keyboard - Danish

Part number	Feature code	Description
7ZB7A05508	AXTW	ThinkSystem Pref. Pro II USB Keyboard - Dutch
7ZB7A05506	AXTX	ThinkSystem Pref. Pro II USB Keyboard - French
7ZB7A05496	AXTZ	ThinkSystem Pref. Pro II USB Keyboard - French Canadian French
7ZB7A05504	AXTY	ThinkSystem Pref. Pro II USB Keyboard - French Canadian Multilingual
7ZB7A05495	AXU0	ThinkSystem Pref. Pro II USB Keyboard - German
7ZB7A05494	AXU1	ThinkSystem Pref. Pro II USB Keyboard - Greek
7ZB7A05493	AXU2	ThinkSystem Pref. Pro II USB Keyboard - Hebrew
7ZB7A05492	AXU3	ThinkSystem Pref. Pro II USB Keyboard - Hungarian
7ZB7A05491	AXU4	ThinkSystem Pref. Pro II USB Keyboard - Iceland
7ZB7A05490	AXU5	ThinkSystem Pref. Pro II USB Keyboard - Italy
7ZB7A05489	AXU6	ThinkSystem Pref. Pro II USB Keyboard -Japanese
7ZB7A05488	AXU7	ThinkSystem Pref. Pro II USB Keyboard - Korean
7ZB7A05487	AXU8	ThinkSystem Pref. Pro II USB Keyboard - LA Spanish
7ZB7A05486	AXU9	ThinkSystem Pref. Pro II USB Keyboard - Norwegian
7ZB7A05485	AXUA	ThinkSystem Pref. Pro II USB Keyboard - Polish
7ZB7A05484	AXUB	ThinkSystem Pref. Pro II USB Keyboard- Portugese
7ZB7A05483	AXUC	ThinkSystem Pref. Pro II USB Keyboard - Romanian
7ZB7A05482	AXUD	ThinkSystem Pref. Pro II USB Keyboard - Russian/Cy
7ZB7A05481	AXUE	ThinkSystem Pref. Pro II USB Keyboard - Serbian/Cyrilic
7ZB7A05480	AXUF	ThinkSystem Pref. Pro II USB Keyboard - Slovak
7ZB7A05471	AXUQ	ThinkSystem Pref. Pro II USB Keyboard - Slovenian
7ZB7A05479	AXUG	ThinkSystem Pref. Pro II USB Keyboard - Spanish
7ZB7A05478	AXUH	ThinkSystem Pref. Pro II USB Keyboard- Swedish/Finn
7ZB7A05477	AXUJ	ThinkSystem Pref. Pro II USB Keyboard - Swiss, F/G
7ZB7A05476	AXUK	ThinkSystem Pref. Pro II USB Keyboard - Thailand
7ZB7A05513	AXTT	ThinkSystem Pref. Pro II USB Keyboard - Trad Chinese/US
7ZB7A05474	AXUM	ThinkSystem Pref. Pro II USB Keyboard - Turkish 179
7ZB7A05475	AXUL	ThinkSystem Pref. Pro II USB Keyboard - Turkish 440
7ZB7A05473	AXUN	ThinkSystem Pref. Pro II USB Keyboard - UK English
7ZB7A05522	AXTL	ThinkSystem Pref. Pro II USB Keyboard - US English
7ZB7A05472	AXUP	ThinkSystem Pref. Pro II USB Keyboard - US Euro

Video port adapters

The ST50 has two integrated DisplayPort video ports at the back of the server. To use these ports with VGA or HDMI cables, use the dongle adapters listed in the following table.

Tip: Some models include a dongle kit. See the [Models](#) section for specifics.

Table 31. Video port dongles

Part number	Feature code	Description	Maximum supported
4X97A12099	B365	ThinkSystem DP to VGA Dongle Kit	2
4X97A12100	B366	ThinkSystem DP to HDMI Dongle Kit	2

Maximum display resolutions are as follows:

- Native DisplayPort: 3840 x 2160 pixels (4K) at a refresh rate of 60Hz
- With the DP to VGA Dongle Kit: 1920 x 1200 pixels at 60 Hz
- With the DP to HDMI Dongle Kit: 1920 x 1200 pixels at 60 Hz

Rack installation

The ST50 can be installed in the rack with the Rack Mount Kit, which converts the server to a rack-mountable server.

Note: The server is a 4U rack mount server, however the rack mount kit adds 1U to the vertical space occupied by the server. The total rack space occupied is 5U.

Part number information is listed in the following table. The kit can only be ordered as an option part number, not in a CTO order.

Table 32. Rack installation options

Part number	Description
4M17A12785	ThinkSystem ST50/ST250 Rack Mount Kit

The rack mount kit includes the following items:

- 1U tray to hold the server horizontally
- Left and right slide rails
- Cable management arm
- Brackets and other hardware
- Installation instructions

Operating system support

The server supports the following operating systems:

- Microsoft Windows Server 2016
- Microsoft Windows Server 2019
- Red Hat Enterprise Linux 7.7
- Red Hat Enterprise Linux 7.8
- Red Hat Enterprise Linux 7.9
- Red Hat Enterprise Linux 8.1
- Red Hat Enterprise Linux 8.2

- Red Hat Enterprise Linux 8.3
- Red Hat Enterprise Linux 8.4
- Red Hat Enterprise Linux 8.5
- Red Hat Enterprise Linux 8.6
- Red Hat Enterprise Linux 8.7
- Red Hat Enterprise Linux 8.8
- Red Hat Enterprise Linux 8.9
- Red Hat Enterprise Linux 9.0
- Red Hat Enterprise Linux 9.1
- Red Hat Enterprise Linux 9.2
- Red Hat Enterprise Linux 9.3
- SUSE Linux Enterprise Server 12 SP5
- SUSE Linux Enterprise Server 15 SP1
- SUSE Linux Enterprise Server 15 SP2
- SUSE Linux Enterprise Server 15 SP3
- SUSE Linux Enterprise Server 15 SP4
- SUSE Linux Enterprise Server 15 SP5
- SUSE Linux Enterprise Server 15 Xen SP2
- SUSE Linux Enterprise Server 15 Xen SP3
- SUSE Linux Enterprise Server 15 Xen SP4
- SUSE Linux Enterprise Server 15 Xen SP5
- Ubuntu 22.04 LTS 64-bit
- VMware ESXi 6.5 U3
- VMware ESXi 6.7 U3
- VMware ESXi 7.0
- VMware ESXi 7.0 U1
- VMware ESXi 7.0 U2
- VMware ESXi 7.0 U3
- VMware ESXi 8.0
- VMware ESXi 8.0 U1
- VMware ESXi 8.0 U2

For a complete list of supported, certified and tested operating systems, plus additional details and links to relevant web sites, see the Operating System Interoperability Guide:

<https://lenovopress.com/osig#servers=st50-7y48-7y49-e-2200>

Virtualization support: The onboard SATA ports of the server can be used with virtualization hypervisors, including VMware ESXi, Linux KVM, Xen, and Microsoft Hyper-V Server, however support is limited to AHCI (non-RAID) mode. RSTe mode is not supported with virtualization hypervisors.

Note: The DisplayPort video ports require the following:

- Windows: Intel VGA driver is installed.
- Linux: kernel/boot parameter "i915.alpha_support=1" is added.

For configure-to-order (CTO) configurations, the server can be preloaded with VMware ESXi installed on an SD Card. Ordering information is listed in the following table.

Table 33. VMware ESXi preload

Part number	Feature code	Description
CTO only	B6U0	VMware ESXi 6.5 U3 (factory installed)
CTO only	B88T	VMware ESXi 6.7 U3 (factory installed)
CTO only	BBZG	VMware ESXi 7.0 (Factory Installed)
CTO only	BE5E	VMware ESXi 7.0 U1 (Factory Installed)
CTO only	BHSR	VMware ESXi 7.0 U2 (Factory Installed)
CTO only	BMEY	VMware ESXi 7.0 U3 (Factory Installed)
CTO only	BMT5	VMware ESXi 8.0 (Factory Installed)
CTO only	BQ8S	VMware ESXi 8.0 U1 (Factory Installed)
CTO only	BYC7	VMware ESXi 8.0 U2 (Factory Installed)

Physical and electrical specifications

The ST50 has the following overall physical dimensions, including tower feet, excluding components that extend outside the standard chassis, such as power supply handles:

- Width: 175 mm (6.9 inches) (4U)
- Height: 376 mm (14.8 inches)
- Depth: 424 mm (16.7 inches)

The following table lists the detailed dimensions. See the figure below for the definition of each dimension.

Table 34. Detailed dimensions

Dimension	Description
175 mm (4U)	X_a = Width, using widest features (not including feet)
143 mm	X_b = Width, distance to outer edges of chassis feet (feet do not extend beyond the chassis)
376 mm	Y_a = Height, from bottom of feet to top of chassis body
366 mm	Y_b = Height, from bottom of chassis body to top of chassis body
407 mm	Z_a = Depth, from front door to most rearward I/O port surface
424 mm	Z_b = Depth, from front door to deepest feature of the chassis body feature
424 mm	Z_c = Depth, from front door to deepest feature (PCIe slot bracket in the case of the ST50)
36 mm	Z_e = Depth, front door to front plate of chassis body

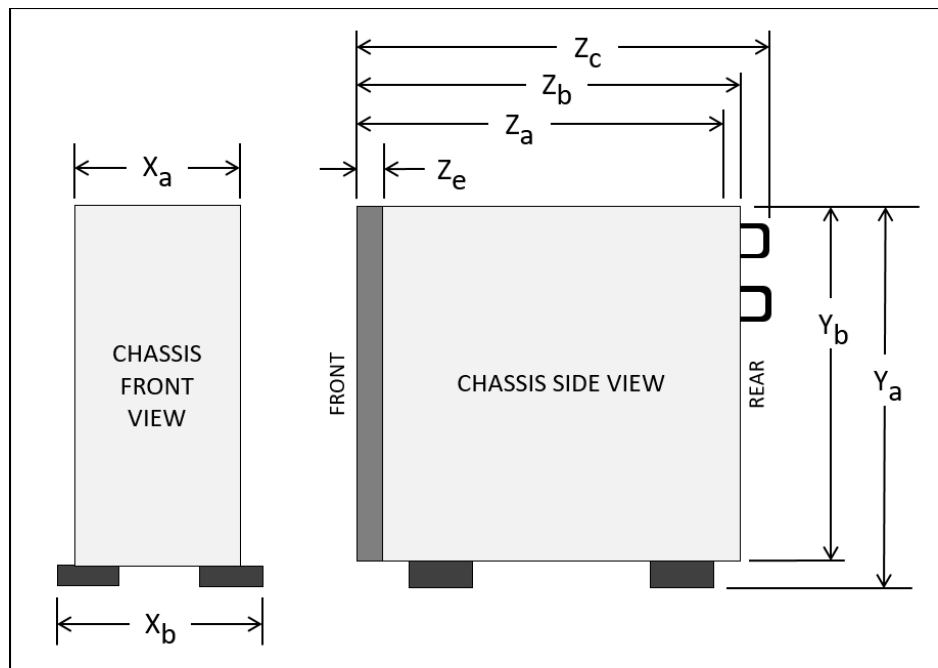


Figure 9. Server dimension

The shipping (cardboard packaging) dimensions of the ST50 are as follows:

- Width: 309 mm (12.2 inches)
- Height: 537 mm (21.1 inches)
- Depth: 511 mm (20.1 inches)

The server has the following weight:

- Minimum: 7.5 kg (16.5 lb)
- Maximum: 11.2 kg (24.7 lb)

Electrical requirements are as follows:

- Chassis with 250W power supply:
 - 100-127 (nominal) V ac; 50 Hz or 60 Hz; 4 A
 - 200 - 240 (nominal) V ac; 50 Hz or 60 Hz; 2 A
 - Allowable instantaneous voltage: 90 V ac minimum, 264 V ac maximum
 - Input kilovolt-amperes (kVA) (approximately):
 - Minimum configuration: 0.061 kVA
 - Maximum configuration: 0.208 kVA
- Chassis with 400W power supply:
 - 100-127 (nominal) V ac; 50 Hz or 60 Hz; 6 A
 - 200 - 240 (nominal) V ac; 50 Hz or 60 Hz; 3 A
 - Input kilovolt-amperes (kVA) (approximately):
 - Minimum configuration: 0.062 kVA
 - Maximum configuration: 0.212 kVA

Operating environment

The ThinkSystem ST50 server complies with ASHRAE Class A2 specifications:

- Temperature: 10°C to 35°C
- Humidity: 8% to 80%
- Altitude 0-3000 m (10,000 ft), derated 1°C per 300 m above 950 m

Non-operating environment support:

- Without packaging:
 - Temperature: -10 °C to 60 °C
 - Humidity: 8 to 90%
- Storage with packaging:
 - Temperature: -40 °C to 60 °C
 - Humidity: 8 to 90%

Thermal (heat) output:

- Minimum configuration: 221 BTU/h, 65 W
- Maximum configuration: 699 BTU/h, 205 W

Acoustical noise emissions: See the following table.

Table 35. Acoustical noise emissions

	Minimum	Typical	Maximum
Sound power level			
Idle	2.9 bels	3.4 bels	4.6 bels
Operating	2.9 bels	3.4 bels	4.6 bels
Sound pressure level (tabletop)			
Idle	17.3 dBA	25.3 dBA	36.7 dBA
Operating	17.1 dBA	25.6 dBA	37.2 dBA
Sound pressure level (floor)			
Idle	15.2 dBA	18.4 dBA	29.3 dBA
Operating	15.1 dBA	19.5 dBA	29.5 dBA

Notes:

- These sound levels were measured in controlled acoustical environments according to procedures specified by ISO 7779 and are reported in accordance with ISO 9296.
- The declared acoustic noise levels are based on specified configurations, which may change slightly depending on configuration/conditions.

Warranty upgrades and post-warranty support

The ST50 has a 1-year or 3-year warranty, based on the machine type of the system:

- 7Y49 - 1 year warranty
- 7Y48 - 3 year warranty

Our global network of regional support centers offers consistent, local-language support enabling you to vary response times and level of service to match the criticality of your support needs:

- **Standard Next Business Day** – Best choice for non-essential systems requiring simple maintenance.
- **Premier Next Business Day** – Best choice for essential systems requiring technical expertise from senior-level Lenovo engineers.
- **Premier 24x7 4-Hour Response** – Best choice for systems where maximum uptime is critical.
- **Premier Enhanced Storage Support 24x7 4-Hour Response** – Best choice for storage systems where maximum uptime is critical.

For more information, consult the brochure [Lenovo Operational Support Services for Data Centers Services](#).

Services

Lenovo Data Center Services empower you at every stage of your IT lifecycle. From expert advisory and strategic planning to seamless deployment and ongoing support, we ensure your infrastructure is built for success. Our comprehensive services accelerate time to value, minimize downtime, and free your IT staff to focus on driving innovation and business growth.

Note: Some service options may not be available in all markets or regions. For more information, go to <https://lenovolocator.com/>. For information about Lenovo service upgrade offerings that are available in your region, contact your local Lenovo sales representative or business partner.

In this section:

- [Lenovo Advisory Services](#)
- [Lenovo Plan & Design Services](#)
- [Lenovo Deployment, Migration, and Configuration Services](#)
- [Lenovo Support Services](#)
- [Lenovo Managed Services](#)
- [Lenovo Sustainability Services](#)

Lenovo Advisory Services

Lenovo Advisory Services simplify the planning process, enabling customers to build future-proofed strategies in as little as six weeks. Consultants provide guidance on projects including VM migration, storage, backup and recovery, and cost management to accelerate time to value, improve cost efficiency, and build a flexibly scalable foundation.

- **Assessment Services**

An Assessment helps solve your IT challenges through an onsite, multi-day session with a Lenovo technology expert. We perform a tools-based assessment which provides a comprehensive and thorough review of a company's environment and technology systems. In addition to the technology based functional requirements, the consultant also discusses and records the non-functional business requirements, challenges, and constraints. Assessments help organizations like yours, no matter how large or small, get a better return on your IT investment and overcome challenges in the ever-changing technology landscape.

- **Design Services**

Professional Services consultants perform infrastructure design and implementation planning to support your strategy. The high-level architectures provided by the assessment service are turned into low level designs and wiring diagrams, which are reviewed and approved prior to implementation. The implementation plan will demonstrate an outcome-based proposal to provide business capabilities through infrastructure with a risk-mitigated project plan.

Lenovo Plan & Design Services

Unlock faster time to market with our tailored, strategic design workshops to align solution approaches with your business goals and technical requirements. Leverage our deep solution expertise and end-to-end delivery partnership to meet your goals efficiently and effectively.

Lenovo Deployment, Migration, and Configuration Services

Optimize your IT operations by shifting labor-intensive functions to Lenovo's skilled technicians for seamless on-site or remote deployment, configuration, and migration. Enjoy peace of mind, faster time to value, and comprehensive knowledge sharing with your IT staff, backed by our best-practice methodology.

- **Deployment Services for Storage and ThinkAgile**

A comprehensive range of remote and onsite options tailored specifically for your business needs to ensure your storage and ThinkAgile hardware are fully operational from the start.

- **Hardware Installation Services**

A full-range, comprehensive setup for your hardware, including unpacking, inspecting, and positioning components to ensure your equipment is operational and error-free for the most seamless and efficient installation experience, so you can quickly benefit from your investments.

- **DM/DG File Migration Services**

Take the burden of file migration from your IT's shoulders. Our experts will align your requirements and business objectives to the migration plans while coordinating with your team to plan and safely execute the data migration to your storage platforms.

- **DM/DG/DE Health Check Services**

Our experts perform proactive checks of your Firmware and system health to ensure your machines are operating at peak and optimal efficiency to maximize up-time, avoid system failures, ensure the security of IT solutions and simplify maintenance.

- **Factory Integrated Services**

A suite of value-added offerings provided during the manufacturing phase of a server or storage system that reduces time to value. These services aim at improving your hardware deployment experience and enhance the quality of a standard configuration before it arrives at your facility.

Lenovo Support Services

In addition to response time options for hardware parts, repairs, and labor, Lenovo offers a wide array of additional support services to ensure your business is positioned for success and longevity. Our goal is to reduce your capital outlays, mitigate your IT risks, and accelerate your time to productivity.

- **Premier Support for Data Centers**

Your direct line to the solution that promises the best, most comprehensive level of support to help you fully unlock the potential of your data center.

- **Premier Enhanced Storage Support (PESS)**

Gain all the benefits of Premier Support for Data Centers, adding dedicated storage specialists and resources to elevate your storage support experience to the next level.

- **Committed Service Repair (CSR)**

Our commitment to ensuring the fastest, most seamless resolution times for mission-critical systems that require immediate attention to ensure minimal downtime and risk for your business. This service is only available for machines under the Premier 4-Hour Response SLA.

- **Multivendor Support Services (MVS)**

Your single point of accountability for resolution support across vast range of leading Server, Storage, and Networking OEMs, allowing you to manage all your supported infrastructure devices seamlessly from a single source.

- **Keep Your Drive (KYD)**

Protect sensitive data and maintain compliance with corporate retention and disposal policies to ensure your data is always under your control, regardless of the number of drives that are installed in your Lenovo server.

- **Technical Account Manager (TAM)**

Your single point of contact to expedite service requests, provide status updates, and furnish reports to track incidents over time, ensuring smooth operations and optimized performance as your business grows.

- **Enterprise Software Support (ESS)**

Gain comprehensive, single-source, and global support for a wide range of server operating systems and Microsoft server applications.

For more information, consult the brochure [Lenovo Operational Support Services for Data Centers](#).

Lenovo Managed Services

Achieve peak efficiency, high security, and minimal disruption with Lenovo's always-on Managed Services. Our real-time monitoring, 24x7 incident response, and problem resolution ensure your infrastructure operates seamlessly. With quarterly health checks for ongoing optimization and innovation, Lenovo's remote active monitoring boosts end-user experience and productivity by keeping your data center's hardware performing at its best.

Lenovo Managed Services provides continuous 24x7 remote monitoring (plus 24x7 call center availability) and proactive management of your data center using state-of-the-art tools, systems, and practices by a team of highly skilled and experienced Lenovo services professionals.

Quarterly reviews check error logs, verify firmware & OS device driver levels, and software as needed. We'll also maintain records of latest patches, critical updates, and firmware levels, to ensure your systems are providing business value through optimized performance.

Lenovo Sustainability Services

- **Asset Recovery Services**

Lenovo Asset Recovery Services (ARS) provides a secure, seamless solution for managing end-of-life IT assets, ensuring data is safely sanitized while contributing to a more circular IT lifecycle. By maximizing the reuse or responsible recycling of devices, ARS helps businesses meet sustainability goals while recovering potential value from their retired equipment. For more information, see the [Asset Recovery Services offering page](#).

- **CO2 Offset Services**

Lenovo's CO2 Offset Services offer a simple and transparent way for businesses to take tangible action on their IT footprint. By integrating CO2 offsets directly into device purchases, customers can easily support verified climate projects and track their contributions, making meaningful progress toward their sustainability goals without added complexity.

- **Lenovo Certified Refurbished**

Lenovo Certified Refurbished offers a cost-effective way to support IT circularity without compromising on quality and performance. Each device undergoes rigorous testing and certification, ensuring reliable performance and extending its lifecycle. With Lenovo's trusted certification, you gain peace of mind while making a more sustainable IT choice.

Lenovo TruScale

Lenovo TruScale XaaS is your set of flexible IT services that makes everything easier. Streamline IT procurement, simplify infrastructure and device management, and pay only for what you use – so your business is free to grow and go anywhere.

Lenovo TruScale is the unified solution that gives you simplified access to:

- The industry's broadest portfolio – from pocket to cloud – all delivered as a service
- A single-contract framework for full visibility and accountability
- The global scale to rapidly and securely build teams from anywhere
- Flexible fixed and metered pay-as-you-go models with minimal upfront cost
- The growth-driving combination of hardware, software, infrastructure, and solutions – all from one single provider with one point of accountability.

For information about Lenovo TruScale offerings that are available in your region, contact your local Lenovo sales representative or business partner.

Regulatory compliance

The ST50 server conforms to the following standards:

- USA FCC Title 47 CFR Part 15 Subpart B
- Canada ICES-003, issue 6, Class A
- UL62368-1
- CSA C22.2, No. 62368-1-14
- NOM-019
- Argentina IEC60950-1
- Australia/New Zealand AS/NZS CISPR 32, Class A
- Japan VCCI 32-1
- IEC 60950-1 (CB Certificate and CB Test Report), IEC 62368-1 (CB Certificate and CB Test Report)
- China CCC (GB4943.1), GB9254 Class A, GB17625.1, CECP, CELP
- Taiwan BSMI CNS13438, Class A; CNS14336-1
- Korea KN32, Class A; KN35
- Russia, Belorussia and Kazakhstan, TR CU 020/2011 and TR CU 004/2011
- CE Mark (EN55032 Class A, EN60950-1, EN55024, EN61000-3-2, and EN61000-3-3, EN 62368-1)
- CISPR 32, Class A
- TUV-GS (EN62368-1, EK1-ITB2000)
- India BIS certification

External drive enclosures

The server supports attachment to external drive enclosures using a RAID controller with external ports or a SAS host bus adapter. Adapters supported by the server are listed in the [SAS adapters for external storage](#) section.

Note: Information provided in this section is for ordering reference purposes only. For the operating system and adapter support details, refer to the interoperability matrix for a particular storage enclosure that can be found on the Lenovo Data Center Support web site:

<http://datacentersupport.lenovo.com>

Table 36. External drive enclosures

Model	Description
4587HC1	Lenovo Storage D1212 Disk Expansion Enclosure (2U enclosure with 12x LFF drive bays)
4587HC2	Lenovo Storage D1224 Disk Expansion Enclosure (2U enclosure with 24x SFF drive bays)
6413HC1	Lenovo Storage D3284 High Density Expansion Enclosure (5U enclosure with 84x LFF drive bays)
7DAHCTO1WW	Lenovo ThinkSystem D4390 Direct Attached Storage (4U enclosure with 90x LFF drive bays)

For details about supported drives, adapters, and cables, see the following Lenovo Press Product Guides:

- Lenovo Storage D1212 and D1224
<http://lenovopress.lenovo.com/lp0512>
- Lenovo Storage D3284
<http://lenovopress.lenovo.com/lp0513>
- Lenovo ThinkSystem D4390
<https://lenovopress.lenovo.com/lp1681>

External backup units

The following table lists the external RDX backup options available.

Table 37. External RDX dock and cartridges

Part number	Feature code	Description
External RDX docks		
4T27A10725	B32R	ThinkSystem RDX External USB 3.0 Dock (No cartridge included with the drive)
Cartridges		
7TP7A01601	AVF8	ThinkSystem RDX 500GB Cartridge
7TP7A01602	AVF1	ThinkSystem RDX 1TB Cartridge
7TP7A01603	AVF0	ThinkSystem RDX 2TB Cartridge
7TP7A04318	AXD1	ThinkSystem RDX 4TB Cartridge

For more information, see the Lenovo RDX USB 3.0 Disk Backup Solution product guide:

<https://lenovopress.com/tips0894-rdx-usb-30>

Top-of-rack Ethernet switches

The following table lists the Ethernet LAN switches that are offered by Lenovo.

Table 38. Ethernet LAN switches

Part number	Description
1 Gb Ethernet Rack switches	
7Y810011WW	Lenovo ThinkSystem NE0152T RackSwitch (Rear to Front)
7Z320011WW	Lenovo ThinkSystem NE0152TO RackSwitch (Rear to Front, ONIE)
7159BAX	Lenovo RackSwitch G7028 (Rear to Front)
7159CAX	Lenovo RackSwitch G7052 (Rear to Front)
7159G52	Lenovo RackSwitch G8052 (Rear to Front)
7165H1X	Juniper EX2300-C PoE Switch
7165H2X	Juniper EX2300-24p PoE Switch
1 Gb Ethernet Campus switches	
7Z340011WW	Lenovo CE0128TB Switch (3-Year Warranty)
7Z360011WW	Lenovo CE0128TB Switch (Limited Lifetime Warranty)
7Z340012WW	Lenovo CE0128PB Switch (3-Year Warranty)
7Z360012WW	Lenovo CE0128PB Switch (Limited Lifetime Warranty)
7Z350021WW	Lenovo CE0152TB Switch (3-Year Warranty)
7Z370021WW	Lenovo CE0152TB Switch (Limited Lifetime Warranty)
7Z350022WW	Lenovo CE0152PB Switch (3-Year Warranty)
7Z370022WW	Lenovo CE0152PB Switch (Limited Lifetime Warranty)
10 Gb Ethernet switches	
7159A1X	Lenovo ThinkSystem NE1032 RackSwitch (Rear to Front)
7159B1X	Lenovo ThinkSystem NE1032T RackSwitch (Rear to Front)
7Z330011WW	Lenovo ThinkSystem NE1064TO RackSwitch (Rear to Front, ONIE)
7159C1X	Lenovo ThinkSystem NE1072T RackSwitch (Rear to Front)
7159CRW	Lenovo RackSwitch G8272 (Rear to Front)
7159GR6	Lenovo RackSwitch G8296 (Rear to Front)
7159BR6	Lenovo RackSwitch G8124E (Rear to Front)
25 Gb Ethernet switches	
7159E1X	Lenovo ThinkSystem NE2572 RackSwitch (Rear to Front)
7Z210021WW	Lenovo ThinkSystem NE2572O RackSwitch (Rear to Front, ONIE)
7Z330021WW	Lenovo ThinkSystem NE2580O RackSwitch (Rear to Front, ONIE)
100 Gb Ethernet switches	
7159D1X	Lenovo ThinkSystem NE10032 RackSwitch (Rear to Front)
7Z210011WW	Lenovo ThinkSystem NE10032O RackSwitch (Rear to Front, ONIE)

For more information, see the list of Product Guides in the following switch categories:

- 1 Gb Ethernet switches: <http://lenovopress.com/networking/tor/1gb?rt=product-guide>
- 10 Gb Ethernet switches: <http://lenovopress.com/networking/tor/10gb?rt=product-guide>
- 25 Gb Ethernet switches: <http://lenovopress.com/networking/tor/25gb?rt=product-guide>
- 40 Gb Ethernet switches: <http://lenovopress.com/networking/tor/40gb?rt=product-guide>
- 100 Gb Ethernet switches: <https://lenovopress.com/networking/tor/100Gb?rt=product-guide>

Uninterruptible power supply units

The following table lists the uninterruptible power supply (UPS) units that are offered by Lenovo.

Table 39. Uninterruptible power supply units

Part number	Description
Tower UPS units - 100-125VAC	
7DD6A000WW	T1kVA Tower UPS-G2 (100-125VAC)
55951AX	T1kVA Tower UPS (100-125VAC)
7DD6A002WW	T1.5kVA Tower UPS-G2 (100-125VAC)
55952AX	T1.5kVA Tower UPS (100-125VAC)
Tower UPS units - 200-240VAC	
7DD6A001WW	T1kVA Tower UPS-G2 (200-240VAC)
55951KX	T1kVA Tower UPS (200-240VAC)
7DD6A003WW	T1.5kVA Tower UPS-G2 (200-240VAC)
55952KX	T1.5kVA Tower UPS (200-240VAC)
Rack-mounted or tower UPS units - 100-125VAC	
7DD5A001WW	RT1.5kVA 2U Rack or Tower UPS-G2 (100-125VAC)
55941AX	RT1.5kVA 2U Rack or Tower UPS (100-125VAC)
55942AX	RT2.2kVA 2U Rack or Tower UPS (100-125VAC)
7DD5A003WW	RT3kVA 2U Rack or Tower UPS-G2 (100-125VAC)
55943AX	RT3kVA 2U Rack or Tower UPS (100-125VAC)
Rack-mounted or tower UPS units - 200-240VAC	
7DD5A002WW	RT1.5kVA 2U Rack or Tower UPS-G2 (200-240VAC)
55941KX	RT1.5kVA 2U Rack or Tower UPS (200-240VAC)
55942KX	RT2.2kVA 2U Rack or Tower UPS (200-240VAC)
7DD5A005WW	RT3kVA 2U Rack or Tower UPS-G2 (200-240VAC)
55943KX	RT3kVA 2U Rack or Tower UPS (200-240VAC)
7DD5A007WW	RT5kVA 3U Rack or Tower UPS-G2 (200-240VAC)
55945KX	RT5kVA 3U Rack or Tower UPS (200-240VAC)
7DD5A008WW	RT6kVA 3U Rack or Tower UPS-G2 (200-240VAC)
55946KX	RT6kVA 3U Rack or Tower UPS (200-240VAC)
55948KX	RT8kVA 6U Rack or Tower UPS (200-240VAC)
7DD5A00AWW	RT11kVA 6U Rack or Tower UPS-G2 (200-240VAC)
55949KX	RT11kVA 6U Rack or Tower UPS (200-240VAC)
55943KT†	ThinkSystem RT3kVA 2U Standard UPS (200-230VAC) (2x C13 10A, 2x GB 10A, 1x C19 16A outlets)
55943LT†	ThinkSystem RT3kVA 2U Long Backup UPS (200-230VAC) (2x C13 10A, 2x GB 10A, 1x C19 16A outlets)
55946KT†	ThinkSystem RT6kVA 5U UPS (200-230VAC) (2x C13 10A outlets, 1x Terminal Block output)
5594XKT†	ThinkSystem RT10kVA 5U UPS (200-230VAC) (2x C13 10A outlets, 1x Terminal Block output)
Rack-mounted or tower UPS units - 380-415VAC	
55948PX	RT8kVA 6U 3:1 Phase Rack or Tower UPS (380-415VAC)
55949PX	RT11kVA 6U 3:1 Phase Rack or Tower UPS (380-415VAC)

† Only available in China and the Asia Pacific market.

For more information, see the list of Product Guides in the UPS category:
<https://lenovopress.com/servers/options/ups>

Power distribution units

The following table lists the power distribution units (PDUs) that are offered by Lenovo.

Table 40. Power distribution units

Part number	Feature code	Description	ANZ	ASEAN	Brazil	EET	MEA	RUCIS	WE	HTK	INDIA	JAPAN	LA	NA	PRC
0U Basic PDUs															
4PU7A93176	C0QH	0U 36 C13 and 6 C19 Basic 32A 1 Phase PDU v2	Y	Y	Y	Y	Y	Y	Y	Y	Y	N	Y	Y	Y
4PU7A93169	C0DA	0U 36 C13 and 6 C19 Basic 32A 1 Phase PDU	Y	Y	Y	Y	Y	Y	Y	Y	Y	N	Y	Y	Y
4PU7A93177	C0QJ	0U 24 C13/C15 and 24 C13/C15/C19 Basic 32A 3 Phase WYE PDU v2	Y	Y	Y	Y	Y	Y	Y	Y	Y	Y	Y	Y	Y
4PU7A93170	C0D9	0U 24 C13/C15 and 24 C13/C15/C19 Basic 32A 3 Phase WYE PDU	Y	Y	Y	Y	Y	Y	Y	Y	Y	N	Y	Y	Y
00YJ776	ATZY	0U 36 C13/6 C19 24A 1 Phase PDU	N	Y	Y	N	N	N	N	N	N	Y	Y	Y	N
00YJ779	ATZX	0U 21 C13/12 C19 48A 3 Phase PDU	N	N	Y	N	N	N	Y	N	N	Y	Y	Y	N
00YJ777	ATZZ	0U 36 C13/6 C19 32A 1 Phase PDU	Y	Y	Y	Y	Y	Y	Y	Y	Y	N	N	Y	Y
00YJ778	AU00	0U 21 C13/12 C19 32A 3 Phase PDU	Y	Y	N	Y	Y	Y	Y	Y	Y	N	N	Y	Y
0U Switched and Monitored PDUs															
4PU7A93181	C0QN	0U 21 C13/C15 and 21 C13/C15/C19 Switched and Monitored 48A 3 Phase Delta PDU v2 (60A derated)	N	Y	N	N	N	N	N	Y	N	Y	N	Y	N
4PU7A93174	C0D5	0U 21 C13/C15 and 21 C13/C15/C19 Switched and Monitored 48A 3 Phase Delta PDU (60A derated)	N	Y	N	N	N	N	N	Y	N	N	N	Y	N
4PU7A93178	C0QK	0U 20 C13 and 4 C19 Switched and Monitored 32A 1 Phase PDU v2	Y	Y	Y	Y	Y	Y	Y	Y	Y	N	Y	Y	Y
4PU7A93171	C0D8	0U 20 C13 and 4 C19 Switched and Monitored 32A 1 Phase PDU	Y	Y	Y	Y	Y	Y	Y	Y	Y	N	Y	Y	Y
4PU7A93182	C0QP	0U 18 C13/C15 and 18 C13/C15/C19 Switched and Monitored 63A 3 Phase WYE PDU v2	Y	Y	Y	Y	Y	Y	Y	Y	Y	Y	Y	Y	Y
4PU7A93175	C0CS	0U 18 C13/C15 and 18 C13/C15/C19 Switched and Monitored 63A 3 Phase WYE PDU	Y	Y	Y	Y	Y	Y	Y	Y	Y	N	Y	Y	Y
4PU7A93180	C0QM	0U 18 C13/C15 and 18 C13/C15/C19 Switched and Monitored 32A 3 Phase WYE PDU v2	Y	Y	Y	Y	Y	Y	Y	Y	Y	Y	Y	Y	Y
4PU7A93173	C0D6	0U 18 C13/C15 and 18 C13/C15/C19 Switched and Monitored 32A 3 Phase WYE PDU	Y	Y	Y	Y	Y	Y	Y	Y	Y	N	Y	Y	Y

Part number	Feature code	Description	ANZ	ASEAN	Brazil	EET	MEA	RUCIS	WE	HTK	INDIA	JAPAN	LA	NA	PRC
4PU7A93179	C0QL	0U 16 C13/C15 and 16 C13/C15/C19 Switched and Monitored 24A 1 Phase PDU v2 (30A derated)	N	Y	N	N	N	N	N	Y	N	Y	N	Y	N
4PU7A93172	C0D7	0U 16 C13/C15 and 16 C13/C15/C19 Switched and Monitored 24A 1 Phase PDU(30A derated)	N	Y	N	N	N	N	N	Y	N	N	N	Y	N
00YJ783	AU04	0U 12 C13/12 C19 Switched and Monitored 48A 3 Phase PDU	N	N	Y	N	N	N	Y	N	N	Y	Y	Y	N
00YJ781	AU03	0U 20 C13/4 C19 Switched and Monitored 24A 1 Phase PDU	N	N	Y	N	Y	N	Y	N	N	Y	Y	Y	N
00YJ782	AU02	0U 18 C13/6 C19 Switched and Monitored 32A 3 Phase PDU	Y	Y	Y	Y	Y	Y	Y	Y	Y	N	Y	N	Y
00YJ780	AU01	0U 20 C13/4 C19 Switched and Monitored 32A 1 Phase PDU	Y	Y	Y	Y	Y	Y	Y	Y	Y	N	Y	N	Y
1U Switched and Monitored PDUs															
4PU7A90808	C0D4	1U 18 C19/C13 Switched and monitored 48A 3P WYE PDU V2 ETL	N	N	N	N	N	N	N	Y	N	Y	Y	Y	N
4PU7A81117	BNDV	1U 18 C19/C13 switched and monitored 48A 3P WYE PDU - ETL	N	N	N	N	N	N	N	N	N	N	N	Y	N
4PU7A90809	C0DE	1U 18 C19/C13 Switched and monitored 48A 3P WYE PDU V2 CE	Y	Y	Y	Y	Y	Y	Y	Y	Y	Y	Y	N	Y
4PU7A81118	BNDW	1U 18 C19/C13 switched and monitored 48A 3P WYE PDU – CE	Y	Y	Y	Y	Y	Y	Y	Y	Y	Y	Y	N	Y
4PU7A90810	C0DD	1U 18 C19/C13 Switched and monitored 80A 3P Delta PDU V2	N	N	N	N	N	N	N	Y	N	Y	Y	Y	N
4PU7A77467	BLC4	1U 18 C19/C13 Switched and Monitored 80A 3P Delta PDU	N	N	N	N	N	N	N	N	N	Y	N	Y	N
4PU7A90811	C0DC	1U 12 C19/C13 Switched and monitored 32A 3P WYE PDU V2	Y	Y	Y	Y	Y	Y	Y	Y	Y	Y	Y	Y	Y
4PU7A77468	BLC5	1U 12 C19/C13 switched and monitored 32A 3P WYE PDU	Y	Y	Y	Y	Y	Y	Y	Y	Y	Y	Y	Y	Y
4PU7A90812	C0DB	1U 12 C19/C13 Switched and monitored 60A 3P Delta PDU V2	N	N	N	N	N	N	N	Y	N	Y	Y	Y	N
4PU7A77469	BLC6	1U 12 C19/C13 switched and monitored 60A 3P Delta PDU	N	N	N	N	N	N	N	N	N	N	N	Y	N
46M4002	5896	1U 9 C19/3 C13 Switched and Monitored DPI PDU	Y	Y	Y	Y	Y	Y	Y	Y	Y	Y	Y	Y	Y
46M4004	5894	1U 12 C13 Switched and Monitored DPI PDU	Y	Y	Y	Y	Y	Y	Y	Y	Y	Y	Y	Y	Y
46M4003	5897	1U 9 C19/3 C13 Switched and Monitored 60A 3 Phase PDU	Y	Y	Y	Y	Y	Y	Y	Y	Y	Y	Y	Y	Y
46M4005	5895	1U 12 C13 Switched and Monitored 60A 3 Phase PDU	Y	Y	Y	Y	Y	Y	Y	Y	Y	Y	Y	Y	Y
1U Ultra Density Enterprise PDUs (9x IEC 320 C13 + 3x IEC 320 C19 outlets)															
71763NU	6051	Ultra Density Enterprise C19/C13 PDU 60A/208V/3PH	N	N	Y	N	N	N	N	N	N	Y	Y	Y	N

Part number	Feature code	Description	ANZ	ASEAN	Brazil	EET	MEA	RUCIS	WE	HTK	INDIA	JAPAN	LA	NA	PRC
71762NX	6091	Ultra Density Enterprise C19/C13 PDU Module	Y	Y	Y	Y	Y	Y	Y	Y	Y	Y	Y	Y	Y
1U C13 Enterprise PDUs (12x IEC 320 C13 outlets)															
39M2816	6030	DPI C13 PDU+	Y	Y	Y	Y	Y	Y	Y	Y	Y	Y	Y	Y	Y
39Y8941	6010	Enterprise C13 PDU	Y	Y	Y	Y	Y	Y	Y	Y	Y	Y	Y	Y	Y
1U C19 Enterprise PDUs (6x IEC 320 C19 outlets)															
39Y8948	6060	Enterprise C19 PDU	Y	Y	Y	Y	Y	Y	Y	Y	Y	Y	Y	Y	Y
39Y8923	6061	Enterprise C19 3 phase PDU (60a)	N	N	Y	N	N	N	Y	N	N	N	Y	Y	N
1U Front-end PDUs (3x IEC 320 C19 outlets)															
39Y8938	6002	DPI 30amp/125V Front-end PDU with NEMA L5-30P	Y	Y	Y	Y	Y	Y	Y	Y	Y	Y	Y	Y	Y
39Y8939	6003	DPI 30amp/250V Front-end PDU with NEMA L6-30P	Y	Y	Y	Y	Y	Y	Y	Y	Y	Y	Y	Y	Y
39Y8934	6005	DPI 32amp/250V Front-end PDU with IEC 309 2P+Gnd	Y	Y	Y	Y	Y	Y	Y	Y	Y	Y	Y	Y	Y
39Y8940	6004	DPI 60amp/250V Front-end PDU with IEC 309 2P+Gnd connector	Y	N	Y	Y	Y	Y	Y	N	N	Y	Y	Y	N
39Y8935	6006	DPI 63amp/250V Front-end PDU with IEC 309 2P+Gnd connector	Y	Y	Y	Y	Y	Y	Y	Y	Y	Y	Y	Y	Y
1U NEMA PDUs (6x NEMA 5-15R outlets)															
39Y8905	5900	DPI 100-127v PDU with Fixed Nema L5-15P line cord	Y	Y	Y	Y	Y	Y	Y	Y	Y	Y	Y	Y	Y
Line cords for 1U PDUs that ship without a line cord															
40K9611	6504	DPI 32a Cord (IEC 309 3P+N+G)	Y	Y	Y	Y	Y	Y	Y	Y	Y	Y	Y	Y	Y
40K9612	6502	DPI 32a Cord (IEC 309 P+N+G)	Y	Y	Y	Y	Y	Y	Y	Y	Y	Y	Y	Y	Y
40K9613	6503	DPI 63a Cord (IEC 309 P+N+G)	Y	Y	Y	Y	Y	Y	Y	Y	Y	Y	Y	Y	Y
40K9614	6500	DPI 30a Cord (NEMA L6-30P)	Y	Y	Y	Y	Y	Y	Y	Y	Y	Y	Y	Y	Y
40K9615	6501	DPI 60a Cord (IEC 309 2P+G)	N	N	Y	N	N	N	Y	N	N	Y	Y	Y	N
40K9617	6505	4.3m, 32A/230V, Souriau UTG to AS/NZS 3112 (Aus/NZ) Line Cord	Y	Y	Y	Y	Y	Y	Y	Y	Y	Y	Y	Y	Y
40K9618	6506	4.3m, 32A/250V, Souriau UTG Female to KSC 8305 (S. Korea) Line Cord	Y	Y	Y	Y	Y	Y	Y	Y	Y	Y	Y	Y	Y

For more information, see the Lenovo Press documents in the PDU category:
<https://lenovopress.com/servers/options/pdu>

Rack cabinets

The ST50 server can be installed horizontally in a rack cabinet using the Rack Mount Kit, as described in the [Rack installation](#) section.

The following table lists the supported rack cabinets.

Table 41. Rack cabinets

Model	Description
93072RX	25U Standard Rack (1000mm)
93072PX	25U Static S2 Standard Rack (1000mm)
7D6DA007WW	ThinkSystem 42U Onyx Primary Heavy Duty Rack Cabinet (1200mm)
7D6DA008WW	ThinkSystem 42U Pearl Primary Heavy Duty Rack Cabinet (1200mm)
7D6EA009WW	ThinkSystem 48U Onyx Primary Heavy Duty Rack Cabinet (1200mm)
7D6EA00AWW	ThinkSystem 48U Pearl Primary Heavy Duty Rack Cabinet (1200mm)
1410O42	Lenovo EveryScale 42U Onyx Heavy Duty Rack Cabinet
1410P42	Lenovo EveryScale 42U Pearl Heavy Duty Rack Cabinet
1410O48	Lenovo EveryScale 48U Onyx Heavy Duty Rack Cabinet
1410P48	Lenovo EveryScale 48U Pearl Heavy Duty Rack Cabinet
93604PX	42U 1200mm Deep Dynamic Rack
93614PX	42U 1200mm Deep Static Rack
93634PX	42U 1100mm Dynamic Rack
93634EX	42U 1100mm Dynamic Expansion Rack
93074RX	42U Standard Rack (1000mm)

For specifications about these racks, see the Lenovo Rack Cabinet Reference, available from:
<https://lenovopress.com/lp1287-lenovo-rack-cabinet-reference>

For more information, see the list of Product Guides in the Rack cabinets category:
<https://lenovopress.com/servers/options/racks>

Lenovo Financial Services

Why wait to obtain the technology you need now? No payments for 90 days and predictable, low monthly payments make it easy to budget for your Lenovo solution.

- **Flexible**

Our in-depth knowledge of the products, services and various market segments allows us to offer greater flexibility in structures, documentation and end of lease options.

- **100% Solution Financing**

Financing your entire solution including hardware, software, and services, ensures more predictability in your project planning with fixed, manageable payments and low monthly payments.

- **Device as a Service (DaaS)**

Leverage latest technology to advance your business. Customized solutions aligned to your needs. Flexibility to add equipment to support growth. Protect your technology with Lenovo's Premier Support service.

- **24/7 Asset management**

Manage your financed solutions with electronic access to your lease documents, payment histories, invoices and asset information.

- **Fair Market Value (FMV) and \$1 Purchase Option Leases**

Maximize your purchasing power with our lowest cost option. An FMV lease offers lower monthly payments than loans or lease-to-own financing. Think of an FMV lease as a rental. You have the flexibility at the end of the lease term to return the equipment, continue leasing it, or purchase it for the fair market value. In a \$1 Out Purchase Option lease, you own the equipment. It is a good option when you are confident you will use the equipment for an extended period beyond the finance term. Both lease types have merits depending on your needs. We can help you determine which option will best meet your technological and budgetary goals.

Ask your Lenovo Financial Services representative about this promotion and how to submit a credit application. For the majority of credit applicants, we have enough information to deliver an instant decision and send a notification within minutes.

Related publications and links

For more information, see these resources:

- ThinkSystem ST50 product page
<https://www.lenovo.com/us/en/data-center/servers/towers/ThinkSystem-ST50/p/77XX7TRST51>
- ThinkSystem ST50 drivers and support
<http://datacentersupport.lenovo.com/products/servers/thinksystem/st50/7y48/downloads>
- Lenovo Hardware Installation & Removal Videos on the ST50:
 - YouTube: <https://www.youtube.com/playlist?list=PLYV5R7hVcs-BY5kWQWpadP6EwGTGfk1-j>
 - Youku: https://list.youku.com/albumlist/show/id_51948225
- Lenovo ThinkSystem ST50 product publications:
<http://thinksystem.lenovofiles.com/help/index.jsp>
 - Quick Start
 - Tower-to-Rack Conversion Kit Installation Instructions
 - Setup Guide
 - Maintenance Manual
 - Lenovo XClarity Provisioning Manager Lite User Guide
- ServerProven hardware compatibility:
<http://www.lenovo.com/us/en/serverproven>

Related product families

Product families related to this document are the following:

- [1-Socket Tower Servers](#)
- [ThinkSystem ST50 Server](#)

Notices

Lenovo may not offer the products, services, or features discussed in this document in all countries. Consult your local Lenovo representative for information on the products and services currently available in your area. Any reference to a Lenovo product, program, or service is not intended to state or imply that only that Lenovo product, program, or service may be used. Any functionally equivalent product, program, or service that does not infringe any Lenovo intellectual property right may be used instead. However, it is the user's responsibility to evaluate and verify the operation of any other product, program, or service. Lenovo may have patents or pending patent applications covering subject matter described in this document. The furnishing of this document does not give you any license to these patents. You can send license inquiries, in writing, to:

Lenovo (United States), Inc.
8001 Development Drive
Morrisville, NC 27560
U.S.A.
Attention: Lenovo Director of Licensing

LENOVO PROVIDES THIS PUBLICATION "AS IS" WITHOUT WARRANTY OF ANY KIND, EITHER EXPRESS OR IMPLIED, INCLUDING, BUT NOT LIMITED TO, THE IMPLIED WARRANTIES OF NON-INFRINGEMENT, MERCHANTABILITY OR FITNESS FOR A PARTICULAR PURPOSE. Some jurisdictions do not allow disclaimer of express or implied warranties in certain transactions, therefore, this statement may not apply to you.

This information could include technical inaccuracies or typographical errors. Changes are periodically made to the information herein; these changes will be incorporated in new editions of the publication. Lenovo may make improvements and/or changes in the product(s) and/or the program(s) described in this publication at any time without notice.

The products described in this document are not intended for use in implantation or other life support applications where malfunction may result in injury or death to persons. The information contained in this document does not affect or change Lenovo product specifications or warranties. Nothing in this document shall operate as an express or implied license or indemnity under the intellectual property rights of Lenovo or third parties. All information contained in this document was obtained in specific environments and is presented as an illustration. The result obtained in other operating environments may vary. Lenovo may use or distribute any of the information you supply in any way it believes appropriate without incurring any obligation to you.

Any references in this publication to non-Lenovo Web sites are provided for convenience only and do not in any manner serve as an endorsement of those Web sites. The materials at those Web sites are not part of the materials for this Lenovo product, and use of those Web sites is at your own risk. Any performance data contained herein was determined in a controlled environment. Therefore, the result obtained in other operating environments may vary significantly. Some measurements may have been made on development-level systems and there is no guarantee that these measurements will be the same on generally available systems. Furthermore, some measurements may have been estimated through extrapolation. Actual results may vary. Users of this document should verify the applicable data for their specific environment.

© Copyright Lenovo 2025. All rights reserved.

This document, LP1274, was created or updated on October 31, 2023.

Send us your comments in one of the following ways:

- Use the online Contact us review form found at:
<https://lenovopress.lenovo.com/LP1274>
- Send your comments in an e-mail to:
comments@lenovopress.com

This document is available online at <https://lenovopress.lenovo.com/LP1274>.

Trademarks

Lenovo and the Lenovo logo are trademarks or registered trademarks of Lenovo in the United States, other countries, or both. A current list of Lenovo trademarks is available on the Web at <https://www.lenovo.com/us/en/legal/copytrade/>.

The following terms are trademarks of Lenovo in the United States, other countries, or both:

Lenovo®

ServerProven®

System x®

ThinkAgile®

ThinkSystem®

XClarity®

The following terms are trademarks of other companies:

AMD is a trademark of Advanced Micro Devices, Inc.

Intel®, Celeron®, Intel Core®, Pentium®, and Xeon® are trademarks of Intel Corporation or its subsidiaries.

Linux® is the trademark of Linus Torvalds in the U.S. and other countries.

Microsoft®, Hyper-V®, Windows Server®, and Windows® are trademarks of Microsoft Corporation in the United States, other countries, or both.

IBM® is a trademark of IBM in the United States, other countries, or both.

Other company, product, or service names may be trademarks or service marks of others.