

Nokia Ethernet Switches

Product Guide

The Nokia 7215 IXS (Interconnect Switch) and 7220 IXR (Interconnect Router) families are purpose-built data center and cloud networking platforms designed to deliver high-density, low-latency connectivity for modern leaf-spine architectures. Based on Nokia's Service Router Linux (SR Linux) network operating system, these platforms provide a highly programmable, model-driven approach to network operations.

- The 7215 IXS targets cost-efficient top-of-rack and edge interconnect use cases, offering flexible port configurations and compact form factors, while maintaining full support for BGP-based control planes and streaming telemetry for real-time observability.
- The 7220 IXR series extends these capabilities into high-performance spine and aggregation roles, supporting higher port densities, 100/400GbE interfaces, and deep buffering for large-scale east-west traffic patterns typical of hyperscale and enterprise data centers.

Both platforms emphasize automation and disaggregation principles, exposing open APIs (gNMI, gRPC) and native support for infrastructure-as-code workflows to enable rapid provisioning and lifecycle management.

Combined with SR Linux's containerized architecture, the 7215 IXS and 7220 IXR switches provide a scalable, resilient, and cloud-native networking foundation optimized for microservices, AI/ML workloads, and multi-tenant environments.




Figure 1. Nokia 7220 IXR-D5 Ethernet Switch with 32x 400GbE ports

Did you know?

The Nokia 7215 IXS and 7220 IXR platforms work together to separate management and data-plane traffic, something that is increasingly critical in AI and cloud data centers. The 7215 IXS acts as a dedicated out-of-band management switch, ensuring reliable access to servers and networking infrastructure even during production network issues, while the 7220 IXR switches deliver high-performance leaf and spine connectivity with scalable EVPN-VXLAN support for modern workloads.

Ordering information

The following table lists the Nokia Ethernet switches orderable from Lenovo.

Planned orderability: Some switches are planned to be orderable in July 2026, as indicated in the table.

Table 1. Ordering information

Model	Description*	Port summary
7DQ1CTO1WW (Planned†)	Nokia 7215 IXS-A1 (PSE)	48x 1GbE RJ45 + 4x 10GbE SFP+
7DQ1CTO2WW	Nokia 7215 IXS-A1 (oPSE)	
7DQ1CTO3WW (Planned†)	Nokia 7220 IXR-D2L (PSE)	48x 25GbE SFP28 + 8x 100GbE QSFP28 + 2x 10GbE SFP+
7DQ1CTO4WW	Nokia 7220 IXR-D2L (oPSE)	
7DQ1CTO5WW (Planned†)	Nokia 7220 IXR-D3L (PSE)	32x 100GbE QSFP28 + 2x 10GbE SFP+
7DQ1CTO6WW	Nokia 7220 IXR-D3L (oPSE)	
7DQ1CTO7WW (Planned†)	Nokia 7220 IXR-D4 (PSE)	28x 100GbE QSFP28 + 8x 400GbE QSFP-DD Supports RoCEv2 protocol
7DQ1CTO8WW (Planned†)	Nokia 7220 IXR-D4 (oPSE)	
7DQ1CTO9WW (Planned†)	Nokia 7220 IXR-D5 (PSE)	32x 400GbE QSFP-DD + 2x 10GbE SFP+ Supports RoCEv2 protocol
7DQ1CTOAWW (Planned†)	Nokia 7220 IXR-D5 (oPSE)	

* PSE = Port Side Exhaust; oPSE = Opposite Port Side Exhaust

† Planned to be orderable in July 2026

Lenovo EveryScale

Lenovo EveryScale is a framework for designing, manufacturing, integrating, and delivering data center solutions, with a focus on High Performance Computing (HPC), Technical Computing, and Artificial Intelligence (AI) environments.

With EveryScale, Lenovo pre-tests and validates a wide selection of Lenovo and third-party components, including Nokia Ethernet switches, to create a "Best Recipe" of components and firmware levels that work seamlessly together as a solution. From this testing, customers can be confident that these best-practice solutions run optimally for their workloads and are tailored to their specific needs.

Lenovo EveryScale hardware is pre-integrated, pre-cabled, and pre-loaded, optionally with an OS image, and is tested at the rack level during manufacturing. This process ensures reliable delivery and minimizes installation time in the customer data center.

With EveryScale, customers can focus their efforts on maximizing business value instead of consuming valuable resources to design, optimize, install, and support the infrastructure required to meet business demands.

Learn more by reading the [Lenovo EveryScale product guide](#).

Model summary

The Nokia switches offered by Lenovo are as follows:

- [Nokia 7215 IXS-A1 - 1Gb Ethernet](#)
- [Nokia 7220 IXR-D2L - 25Gb Ethernet](#)
- [Nokia 7220 IXR-D3L - 100Gb Ethernet](#)
- [Nokia 7220 IXR-D4 - 100/400Gb Ethernet](#)
- [Nokia 7220 IXR-D5 - 400Gb Ethernet](#)

Nokia 7215 IXS-A1 - 1Gb Ethernet

The Nokia 7215 IXS-A1 is a compact, high-efficiency interconnect system purpose-built to provide reliable out-of-band (OOB) management for modern data center fabrics. Positioned as a top-of-rack management switch, it delivers secure and isolated connectivity for servers, leaf, and spine nodes, ensuring operational continuity even when the production network is unavailable. With a dense mix of 1GbE access ports and 10GbE uplinks, combined with support for SR Linux, the platform enables model-driven automation, deep telemetry, and simplified lifecycle management. Available in both PSE and oPSE airflow variants, it integrates seamlessly into hot-aisle/cold-aisle data center designs.




Figure 2. Nokia 7215 IXS-A1 - front view



Figure 3. Nokia 7215 IXS-A1 - rear view

For more information, see the [Nokia 7215 IXS-A1 data sheet](#).

Nokia 7220 IXR-D2L - 25Gb Ethernet

The Nokia 7220 IXR-D2L is a high-performance leaf switch designed to deliver scalable server connectivity in cloud, enterprise, and AI-driven data center environments. Optimized for top-of-rack deployments, it provides high-density 25GbE access ports complemented by 100GbE uplinks, enabling efficient east-west traffic handling in leaf-spine architectures. The platform supports flexible port breakout options and advanced overlay networking capabilities such as EVPN-VXLAN, allowing for scalable multi-tenant designs. Built on SR Linux, the IXR-D2L enables programmability, automation, and rich telemetry while maintaining operational simplicity.




Figure 4. Nokia 7220 IXR-D2L - front view




Figure 5. Nokia 7220 IXR-D2L with back-to-front (PSE) airflow - rear view

For more information, see the [Nokia 7220 IXR-D series data sheet for SR Linux](#).

Nokia 7220 IXR-D3L - 100Gb Ethernet

The Nokia 7220 IXR-D3L is engineered for high-density 100GbE connectivity, making it ideal for leaf and spine roles in high-bandwidth data center fabrics. By focusing on 100GbE port density, it enables efficient aggregation of leaf switches or direct attachment of high-performance compute and storage resources. The platform supports modern overlay networking with EVPN-VXLAN and offers a programmable, model-driven architecture through SR Linux, allowing operators to automate operations and scale networks with confidence. Its combination of performance, flexibility, and compact form factor makes it well-suited for evolving data center workloads.




Figure 6. Nokia 7220 IXR-D3L - front view



Figure 7. Nokia 7220 IXR-D3L with back-to-front (PSE) airflow - rear view

For more information, see the [Nokia 7220 IXR-D series data sheet for SR Linux](#).

Nokia 7220 IXR-D4 - 100/400Gb Ethernet

The Nokia 7220 IXR-D4 provides a transition to next-generation data center fabrics by combining 100GbE connectivity with high-speed 400GbE uplinks in a compact 1U platform. Designed for leaf and aggregation tiers, it enables organizations to incrementally adopt higher bandwidth networking without requiring a full

infrastructure refresh. The IXR-D4 supports flexible interface configurations and breakout options, allowing it to interoperate with existing 100GbE environments while preparing for 400GbE scalability. Integrated with SR Linux, it offers advanced automation, telemetry, and reliability for demanding cloud and AI workloads.



Figure 8. Nokia 7220 IXR-D4 front view



Figure 9. Nokia 7220 IXR-D4 with front-to-back (oPSE) airflow - rear view



Figure 10. Nokia 7220 IXR-D4 with back-to-front (PSE) airflow - rear view

For more information, see the [Nokia 7220 IXR-D series data sheet for SR Linux](#).

Nokia 7220 IXR-D5 - 400Gb Ethernet

The Nokia 7220 IXR-D5 is a high-capacity, 400GbE-focused platform built for the most demanding data center environments, including AI training clusters and large-scale cloud fabrics. With dense 400GbE connectivity in a fixed configuration, it is optimized for spine or high-performance leaf deployments where maximum bandwidth and low latency are required. The platform enables efficient handling of east-west traffic at scale and supports advanced overlay networking and automation through SR Linux. Its high throughput and scalable architecture make it a key building block for next-generation, high-performance data center networks.




Figure 11. Nokia 7220 IXR-D5 front view




Figure 12. Nokia 7220 IXR-D5 with front-to-back (oPSE) airflow - rear view




Figure 13. Nokia 7220 IXR-D5 with back-to-front (PSE) airflow - rear view

For more information, see the [Nokia 7220 IXR-D series data sheet for SR Linux](#).

Specifications

The following table shows the specifications of each switch. There are two variants for each switch:

- **PSE** (Port Side Exhaust): Airflow is Back-to-front - Air enters from power side and exits at port side
- **oPSE** (Opposite / reversed airflow): Airflow is Front-to-back - Air enters from port side and exits at power side

Table 2. Specifications

Feature	7215 IXS-A1 (PSE / oPSE)	7220 IXR-D2L (PSE / oPSE)	7220 IXR-D3L (PSE / oPSE)	7220 IXR-D4 (PSE / oPSE)	7220 IXR-D5 (PSE / oPSE)
Typical use	Management network	ToR / leaf	Leaf / spine	Leaf / aggregation	Leaf / high-scale fabric
Form factor	1U rack mount	1U rack mount	1U rack mount	1U rack mount	1U rack mount
Throughput (FD)	88 Gb/s	2.0 Tb/s	3.2 Tb/s	6.0 Tb/s	12.8 Tb/s
Ports (with default speeds)	<ul style="list-style-type: none"> • 4x 10GbE SFP+ • 48x 1GbE RJ45 	<ul style="list-style-type: none"> • 8x 100GbE QSFP28/ QSFP+ • 48x 25GbE SFP28 • 2x 10GbE SFP+ 	<ul style="list-style-type: none"> • 32x 100GbE QSFP28/ QSFP+ • 2x 10GbE SFP+ 	<ul style="list-style-type: none"> • 28x 100GbE QSFP28 • 8x 400GbE QSFP-DD 	<ul style="list-style-type: none"> • 32x 400GbE QSFP-DD • 2x 10GbE SFP+
Additional ports	<ul style="list-style-type: none"> • 1x 1GbE mgmt • 1x console • 1x USB 	<ul style="list-style-type: none"> • 1x 1GbE mgmt • 1x console • 1x USB 	<ul style="list-style-type: none"> • 1x 1GbE mgmt • 1x console • 1x USB 	<ul style="list-style-type: none"> • 1x 1GbE mgmt • 1x console • 1x USB 	<ul style="list-style-type: none"> • 1x 1GbE mgmt • 1x console • 1x USB
Native speeds supported*	10MbE/100MbE/1GbE/10GbE	1/10/25/40/100GbE	10/25/40/50/100GbE	10/25/40/100/200/400GbE	10/40/100/200/400GbE
Breakout options*	None	4x10G, 4x25G	4x10G, 4x25G, 2x50G	4x10G, 4x25G, 4x100G, 2x200G	4x10G, 4x25G, 2x50G, 2x100G, 4x100G, 2x200G
RoCEv2 support	No	No	No	Supported	Supported
Power supplies	2x fixed redundant AC power supplies (C14 sockets)	2x hot-swap redundant AC power supplies (C14 sockets)	2x hot-swap redundant AC power supplies (C14 sockets)	2x hot-swap redundant AC power supplies (C16 sockets)	2x hot-swap redundant AC power supplies (C14 sockets)
Fans	2x Internal / redundant	6x hot-swap N+1 redundant	6x hot-swap N+1 redundant	6x hot-swap N+1 redundant	6x hot-swap N+1 redundant
Network OS	SR Linux	SR Linux	SR Linux	SR Linux	SR Linux

* Selected ports support the listed native speeds and breakout options. Refer to the following Nokia documentation resources for detailed port-to-speed/ breakout mappings:

- [Native port speeds supported](#)
- [Breakout options](#)

For additional technical information about the switches, including software features, technical

specifications, and standards compliance, see the Nokia datasheets:

- Nokia 7215 IXS-A1 data sheet
<https://www.nokia.com/asset/214158/>
- Nokia 7220 IXR-D series data sheet for SR Linux
<https://www.nokia.com/asset/207599/>

SONiC support: The SONiC network OS is not supported.

Transceivers

The following table lists the supported transceivers.

Table 3. Transceivers

Part number	Feature	Description	Maximum supported				
			Nokia 7215 IXS-A1	Nokia 7220 IXR-D2L	Nokia 7220 IXR-D3L	Nokia 7220 IXR-D4	Nokia 7220 IXR-D5
1Gb Transceivers							
00FE333	A5DL	SFP 1000Base-T (RJ-45) Transceiver	4	48	No	No	No
10Gb Transceivers							
46C3447	5053	SFP+ SR Transceiver	4	58	34	No	2
25Gb Transceivers							
4TC7A69045	BF10	Lenovo Dual Rate 10G/25G SR SFP28 85C Transceiver	4	58	34	No	2
4TC7A88638	BYBJ	ThinkSystem Finisar Dual Rate 10G/25G SR SFP28 Transceiver	4	58	34	No	2
100Gb Transceivers							
4M27A67042	BFH1	Lenovo 100Gb SR4 QSFP28 Ethernet Transceiver	No	8	32	36	32
4TC7A86257	BVA4	Lenovo 100GBase-SR4 QSFP28 Transceiver	No	8	32	36	32
Converters/Adapters							
4G17A10853	B306	Mellanox 100G QSFP28 to 25G SFP28 Cable Adapter	No	8	32	No	No

Networking cables

The following table lists the supported cables.

In this section:

- [Optical cables](#)
- [Copper cables](#)
- [RJ45 cables](#)

Optical cables

Table 4. Optical cables

Part number	Feature	Description	Maximum supported				
			Nokia 7215 IXS-A1	Nokia 7220 IXR-D2L	Nokia 7220 IXR-D3L	Nokia 7220 IXR-D4	Nokia 7220 IXR-D5
LC-LC OM3 Fiber Optic Cables (these cables require a 10 GbE SFP+ SR or 25 GbE SFP28 SR transceiver)							
00MN499	ASR5	Lenovo 0.5m LC-LC OM3 MMF Cable	4	58	34	No	2
00MN502	ASR6	Lenovo 1m LC-LC OM3 MMF Cable	4	58	34	No	2
00MN505	ASR7	Lenovo 3m LC-LC OM3 MMF Cable	4	58	34	No	2
00MN508	ASR8	Lenovo 5m LC-LC OM3 MMF Cable	4	58	34	No	2
00MN511	ASR9	Lenovo 10m LC-LC OM3 MMF Cable	4	58	34	No	2
00MN514	ASRA	Lenovo 15m LC-LC OM3 MMF Cable	4	58	34	No	2
00MN517	ASRB	Lenovo 25m LC-LC OM3 MMF Cable	4	58	34	No	2
00MN520	ASRC	Lenovo 30m LC-LC OM3 MMF Cable	4	58	34	No	2
MTP-4xLC OM3 MMF Breakout Cables (these cables require a transceiver)							
00FM412	A5UA	Lenovo 1m MPO-4xLC OM3 MMF Breakout Cable	No	8	32	36	32
00FM414	A5UC	Lenovo 5m MPO-4xLC OM3 MMF Breakout Cable	No	8	32	36	32
SFP+ 10Gb Active Optical Cables							
00YL634	ATYX	Lenovo 1M SFP+ to SFP+ Active Optical Cable	4	58	34	No	2
00YL637	ATYY	Lenovo 3M SFP+ to SFP+ Active Optical Cable	4	58	34	No	2
00YL640	ATYZ	Lenovo 5M SFP+ to SFP+ Active Optical Cable	4	58	34	No	2
00YL643	ATZ0	Lenovo 7M SFP+ to SFP+ Active Optical Cable	4	58	34	No	2
00YL646	ATZ1	Lenovo 15M SFP+ to SFP+ Active Optical Cable	4	58	34	No	2
00YL649	ATZ2	Lenovo 20M SFP+ to SFP+ Active Optical Cable	4	58	34	No	2
QSFP 40Gb Active Optical Cables							
00YL661	ATZ6	Lenovo 15m 40G QSFP+ to QSFP+ Active Optical Cable	No	8	32	36	32
00YL664	ATZ7	Lenovo 20m 40G QSFP+ to QSFP+ Active Optical Cable	No	8	32	36	32
QSFP 40Gb Breakout Active Optical Cables							

Part number	Feature	Description	Maximum supported				
			Nokia 7215 IXS-A1	Nokia 7220 IXR-D2L	Nokia 7220 IXR-D3L	Nokia 7220 IXR-D4	Nokia 7220 IXR-D5
00YL667	ATZ8	Lenovo 1M QSFP+ to 4xSFP+ Active Optical Cable	No	8	32	36	32
00YL670	ATZ9	Lenovo 3M QSFP+ to 4xSFP+ Active Optical Cable	No	8	32	36	32
00YL673	ATZA	Lenovo 5M QSFP+ to 4xSFP+ Active Optical Cable	No	8	32	36	32
SFP28 25Gb Active Optical Cables							
4X97A94008	AV1F	Lenovo 3m 25G SFP28 Active Optical Cable	No	56	32	No	No
4X97A94011	AV1G	Lenovo 5m 25G SFP28 Active Optical Cable	No	56	32	No	No
4X97A94012	AV1H	Lenovo 10m 25G SFP28 Active Optical Cable	No	56	32	No	No
4X97A94013	AV1J	Lenovo 15m 25G SFP28 Active Optical Cable	No	56	32	No	No
4X97A94702	AV1K	Lenovo 20m 25G SFP28 Active Optical Cable	No	56	32	No	No
QSFP28 100Gb Ethernet Active Optical Cables							
4X97A94703	B2UZ	Lenovo 1m 100G QSFP28 Active Optical Cable	No	8	32	36	32
4X97A94014	AV1L	Lenovo 3m 100G QSFP28 Active Optical Cable	No	8	32	36	32
4X97A94015	AV1M	Lenovo 5m 100G QSFP28 Active Optical Cable	No	8	32	36	32
4X97A94016	AV1N	Lenovo 10m 100G QSFP28 Active Optical Cable	No	8	32	36	32
4X97A94704	AV1P	Lenovo 15m 100G QSFP28 Active Optical Cable	No	8	32	36	32
4X97A94705	AV1Q	Lenovo 20m 100G QSFP28 Active Optical Cable	No	8	32	36	32
100G MPO OM4 MMF Cables (these cables require a transceiver)							
7Z57A03567	AV25	Lenovo 5m MPO-MPO OM4 MMF Cable	No	8	32	36	32
7Z57A03568	AV26	Lenovo 7m MPO-MPO OM4 MMF Cable	No	8	32	36	32
7Z57A03569	AV27	Lenovo 10m MPO-MPO OM4 MMF Cable	No	8	32	36	32
7Z57A03570	AV28	Lenovo 15m MPO-MPO OM4 MMF Cable	No	8	32	36	32
7Z57A03571	AV29	Lenovo 20m MPO-MPO OM4 MMF Cable	No	8	32	36	32
7Z57A03572	AV2A	Lenovo 30m MPO-MPO OM4 MMF Cable	No	8	32	36	32
100G Breakout OM4 MPO Cables (these cables require a transceiver)							
7Z57A03573	AV2B	Lenovo 1m MPO to 4x LC Breakout OM4 MMF Cable	No	8	32	36	32
7Z57A03574	AV2C	Lenovo 3m MPO to 4x LC Breakout OM4 MMF Cable	No	8	32	36	32
7Z57A03575	AV2D	Lenovo 5m MPO to 4x LC Breakout OM4 MMF Cable	No	8	32	36	32
OM4 LC to LC Cables (these cables require a transceiver)							
4Z57A10845	B2P9	Lenovo 0.5m LC-LC OM4 MMF Cable	4	58	34	No	2
4Z57A10846	B2PA	Lenovo 1m LC-LC OM4 MMF Cable	4	58	34	No	2
4Z57A10847	B2PB	Lenovo 3m LC-LC OM4 MMF Cable	4	58	34	No	2
4Z57A10848	B2PC	Lenovo 5m LC-LC OM4 MMF Cable	4	58	34	No	2
4Z57A10849	B2PD	Lenovo 10m LC-LC OM4 MMF Cable	4	58	34	No	2
4Z57A10850	B2PE	Lenovo 15m LC-LC OM4 MMF Cable	4	58	34	No	2
4Z57A10851	B2PF	Lenovo 25m LC-LC OM4 MMF Cable	4	58	34	No	2

Part number	Feature	Description	Maximum supported				
			Nokia 7215 IXS-A1	Nokia 7220 IXR-D2L	Nokia 7220 IXR-D3L	Nokia 7220 IXR-D4	Nokia 7220 IXR-D5
4Z57A10852	B2PG	Lenovo 30m LC-LC OM4 MMF Cable	4	58	34	No	2
QSFP56 HDR InfiniBand / 200 GbE Optical Cables							
4Z57A14188	B4QW	3m Mellanox HDR IB Active Optical QSFP56 Cable	No	No	No	No	32
4Z57A14189	B4QX	5m Mellanox HDR IB Active Optical QSFP56 Cable	No	No	No	No	32
4Z57A14190	B4QY	10m Mellanox HDR IB Active Optical QSFP56 Cable	No	No	No	No	32
4Z57A14191	B4QZ	15m Mellanox HDR IB Active Optical QSFP56 Cable	No	No	No	No	32
4Z57A14192	B4R0	20m Mellanox HDR IB Active Optical QSFP56 Cable	No	No	No	No	32

Copper cables

Table 5. Copper cables

Part number	Feature	Description	Maximum supported				
			Nokia 7215 IXS-A1	Nokia 7220 IXR-D2L	Nokia 7220 IXR-D3L	Nokia 7220 IXR-D4	Nokia 7220 IXR-D5
QSFP+ 40Gb DAC Breakout Cables (QSFP+ to 4xSFP+)							
49Y7886	A1DL	1m QSFP+ DAC Break Out Cable	No	8	32	36	32
49Y7887	A1DM	3m QSFP+ DAC Break Out Cable	No	8	32	36	32
49Y7888	A1DN	5m QSFP+ DAC Break Out Cable	No	8	32	36	32
QSFP-to-QSFP 40Gb Cables							
49Y7890	A1DP	1m QSFP+ to QSFP+ Cable	No	8	32	36	32
49Y7891	A1DQ	3m QSFP+ to QSFP+ Cable	No	8	32	36	32
00D5810	A2X8	5m QSFP+ to QSFP+ Cable	No	8	32	36	32
00D5813	A2X9	7m QSFP+ to QSFP+ Cable	No	8	32	36	32
SFP+ 10Gb Passive DAC Cables							
00D6288	A3RG	0.5m Passive DAC SFP+ Cable	4	58	34	No	2
90Y9427	A1PH	1m Passive DAC SFP+ Cable	4	58	34	No	2
00AY764	A51N	1.5m Passive DAC SFP+ Cable	4	58	34	No	2
00AY765	A51P	2m Passive DAC SFP+ Cable	4	58	34	No	2
90Y9430	A1PJ	3m Passive DAC SFP+ Cable	4	58	34	No	2
90Y9433	A1PK	5m Passive DAC SFP+ Cable	4	58	34	No	2
00D6151	A3RH	7m Passive DAC SFP+ Cable	4	58	34	No	2
SFP+ 10Gb Active DAC Cables							
00VX111	AT2R	Lenovo 1m Active DAC SFP+ Cables	4	58	34	No	2
00VX114	AT2S	Lenovo 3m Active DAC SFP+ Cables	4	58	34	No	2
00VX117	AT2T	Lenovo 5m Active DAC SFP+ Cables	4	58	34	No	2
SFP28 25Gb Passive DAC Cables							
7Z57A03557	AV1W	Lenovo 1m Passive 25G SFP28 DAC Cable	4	58	34	No	2
7Z57A03558	AV1X	Lenovo 3m Passive 25G SFP28 DAC Cable	4	58	34	No	2
7Z57A03559	AV1Y	Lenovo 5m Passive 25G SFP28 DAC Cable	4	58	34	No	2
QSFP28 100Gb Ethernet Passive DAC Cables							
7Z57A03561	AV1Z	Lenovo 1m Passive 100G QSFP28 DAC Cable	No	No	No	36	32
7Z57A03562	AV20	Lenovo 3m Passive 100G QSFP28 DAC Cable	No	8	32	36	32
7Z57A03563	AV21	Lenovo 5m Passive 100G QSFP28 DAC Cable	No	8	32	36	32
QSFP28 100G-to-4x25G Ethernet Breakout Cables							
7Z57A03564	AV22	Lenovo 1m 100G QSFP28 to 4x25G SFP28 Breakout DAC Cable	No	8	32	36	32

Part number	Feature	Description	Maximum supported				
			Nokia 7215 IXS-A1	Nokia 7220 IXR-D2L	Nokia 7220 IXR-D3L	Nokia 7220 IXR-D4	Nokia 7220 IXR-D5
4Z57A85043	BS32	Lenovo 1.5m 100G to 4x25G Breakout SFP28 Breakout DAC Cable	No	8	32	36	32
4Z57A85044	BS33	Lenovo 2m 100G to 4x25G Breakout SFP28 Breakout DAC Cable	No	8	32	36	32
7Z57A03565	AV23	Lenovo 3m 100G QSFP28 to 4x25G SFP28 Breakout DAC Cable	No	8	32	36	32
7Z57A03566	AV24	Lenovo 5m 100G QSFP28 to 4x25G SFP28 Breakout DAC Cable	No	8	32	36	32
QSFP56 HDR InfiniBand / 200 GbE Passive DAC Cables							
4Z57A14182	B4QQ	0.5m Mellanox HDR IB Passive Copper QSFP56 Cable	No	No	No	No	32
4Z57A14183	B4QR	1m Mellanox HDR IB Passive Copper QSFP56 Cable	No	No	No	No	32
4Z57A14184	B4QS	1.5m Mellanox HDR IB Passive Copper QSFP56 Cable	No	No	No	No	32
4Z57A14185	B4QT	2m Mellanox HDR IB Passive Copper QSFP56 Cable	No	No	No	No	32
Lenovo 400GbE QSFP-DD to 2 x 200GbE QSFP56 DAC Cables							
4X97B00137	C6RD	Lenovo 2m 400GbE QSFP-DD to 2 x 200GbE QSFP56 DAC Cable	No	No	No	No	32
4X97B00139	C6RC	Lenovo 3m 400GbE QSFP-DD to 2 x 200GbE QSFP56 DAC Cable	No	No	No	No	32

RJ45 cables

Table 6. RJ45 Cables

Part number	Feature	Description	Maximum supported				
			Nokia 7215 IXS-A1	Nokia 7220 IXR-D2L	Nokia 7220 IXR-D3L	Nokia 7220 IXR-D4	Nokia 7220 IXR-D5
CAT6 Green cables							
00WE123	AVFW	0.75m Green Cat6 Cable	53	49	1	1	1
00WE127	AVFX	1.0m Green Cat6 Cable	53	49	1	1	1
00WE131	AVFY	1.25m Green Cat6 Cable	53	49	1	1	1
00WE135	AVFZ	1.5m Green Cat6 Cable	53	49	1	1	1
00WE139	AVG0	3m Green Cat6 Cable	53	49	1	1	1
90Y3718	A1MT	10m Green Cat6 Cable	53	49	1	1	1
90Y3727	A1MW	25m Green Cat6 Cable	53	49	1	1	1
CAT6 Blue cables							
90Y3721	A1MU	10m Blue Cat6 Cable	53	49	1	1	1
90Y3730	A1MX	25m Blue Cat6 Cable	53	49	1	1	1
CAT6 Yellow cables							
90Y3715	A1MS	10m Yellow Cat6 Cable	53	49	1	1	1
90Y3724	A1MV	25m Yellow Cat6 Cable	53	49	1	1	1
CAT5e Blue Cables							
40K5679	3801	e1350 .6 Meter Blue Ethernet Cable	4	48	No	No	No
00WE111	AVFT	0.75m Blue Cat5e Cable	4	48	No	No	No
00WE115	AVFU	1.0m Blue Cat5e Cable	4	48	No	No	No
00WE119	AVFV	1.25m Blue Cat5e Cable	4	48	No	No	No
40K8785	3802	1.5 Meter Blue Ethernet Cable	4	48	No	No	No
40K5581	3803	3m Blue Cat5e Cableupdate	4	48	No	No	No
40K8927	3804	e1350 10 Meter Blue Ethernet Cable	4	48	No	No	No
40K8930	3805	25m Blue Cat5e Cable	4	48	No	No	No
CAT5e Green Cables							
40K5563	BQ6P	0.6m Green Cat5e Cable	4	48	No	No	No
00WE099	AVFQ	0.75m Green Cat5e Cable	4	48	No	No	No
00WE103	AVFR	1.0m Green Cat5e Cable	4	48	No	No	No
00WE107	AVFS	1.25m Green Cat5e Cable	4	48	No	No	No
40K5643	3797	e1350 1.5 Meter Green Ethernet Cable	4	48	No	No	No
40K5793	3798	e1350 3 Meter Green Ethernet Cable	4	48	No	No	No
40K5794	3799	10m Green Cat5e Cable	4	48	No	No	No
40K8869	3800	25m Green Cat5e Cable	4	48	No	No	No

Part number	Feature	Description	Maximum supported				
			Nokia 7215 IXS-A1	Nokia 7220 IXR-D2L	Nokia 7220 IXR-D3L	Nokia 7220 IXR-D4	Nokia 7220 IXR-D5
CAT5e Yellow Cables							
40K8933	3791	e1350 .6 Meter Yellow Ethernet Cable	4	48	No	No	No
40K8951	3792	e1350 1.5 Meter Yellow Ethernet Cable	4	48	No	No	No
40K8957	BQ6Q	Ethe 3m Yellow	4	48	No	No	No
40K8801	3794	10 Meter Yellow Ethernet Cable	4	48	No	No	No
40K8807	3795	25m Yellow Cat5e Cable	4	48	No	No	No

Rack mount kit

The following table lists the optional rack mount kit for the Nokia switches.

7215 IXS-A1 rail kit: The Nokia 7215 IXS-A1 does not support the rack mount kit listed in the table below. The rail kit for the A1 switch is included with the switch.

Table 7. Rack installation

Part number	Feature	Description	Maximum supported				
			Nokia 7215 IXS-A1	Nokia 7220 IXR-D2L	Nokia 7220 IXR-D3L	Nokia 7220 IXR-D4	Nokia 7220 IXR-D5
4XF7B16857	CEMF	Nokia 3HE17659AA Rack Mount Kit (Left & right slide rails with mounting hardware)	No	1	1	1	1

Power cables

The following table lists the power cables that can be ordered with the Nokia switches.

Tip: The Nokia 7220 IXR-D4 has IEC 320-C16 power sockets and requires power cables with a C15 plug.

Table 8. Power cables

Part number	Feature	Description	Maximum supported				
			Nokia 7215 IXS-A1	Nokia 7220 IXR-D2L	Nokia 7220 IXR-D3L	Nokia 7220 IXR-D4	Nokia 7220 IXR-D5
C13 to C14 line cords							
None	BPHZ	0.5m, 10A/100-250V, C13 to C14 Jumper Cord	2	2	2	No	2
39Y7937	6201	1.5m, 10A/100-250V, C13 to C14 Jumper Cord	2	2	2	No	2
4L67A08366	6311	2.8m, 10A/100-250V, C13 to C14 Jumper Cord	2	2	2	No	2
39Y7932	6263	4.3m, 10A/100-250V, C13 to C14 Jumper Cord	2	2	2	No	2
C15 to C14 line cords							
4L67A84863	BRQ8	0.5m, 10A/100-250V, C15 to C14 Jumper Cord	No	No	No	2	No
4L67A84862	BRQ7	1.5m, 10A/100-250V, C15 to C14 Jumper Cord	No	No	No	2	No
4L67A84861	BRQ6	2.8m, 10A/100-250V, C15 to C14 Jumper Cord	No	No	No	2	No
4L67A84860	BRQ5	4.3m, 10A/100-250V, C15 to C14 Jumper Cord	No	No	No	2	No
C13 to C20 line cords							
39Y7938	6204	2.8m, 10A/100-250V, C13 to IEC 320-C20 Rack Power Cable	2	2	2	No	2
C15 to C20 line cords							
4L67A84859	BRQ4	1.5m, 10A/100-250V, C15 to C20 Jumper Cord	No	No	No	2	No

Operating environment

The Nokia switches have the following operating characteristics:

- Normal operating temperature range (sustained): 0°C to +40°C (32°F to +104°F)
- Shipping and storage temperature range: -20°C to +70°C (-4°F to +158°F)
- Normal humidity: 5% to 95%, non-condensing

Note: The Nokia switches do not include an air baffle. Take the above requirements into consideration when configuring PSE-airflow models of the switches.

Related publications and links

For more information, see these resources:

- Lenovo EveryScale product guide
<https://lenovopress.lenovo.com/lp0900-lenovo-everyscale-lesi>
- Nokia Data Center Network Switches
<https://www.nokia.com/data-center-networks/switches/>
- Nokia 7215 IXS-A1 data sheet
<https://www.nokia.com/asset/214158/>
- Nokia 7220 IXR-D series data sheet for SR Linux
<https://www.nokia.com/asset/207599/>
- Nokia product documentation (login required)
https://documentation.nokia.com/pybin/ndc_product.py?prod=ip

Related product families

Product families related to this document are the following:

- [Nokia Ethernet Switches](#)

Notices

Lenovo may not offer the products, services, or features discussed in this document in all countries. Consult your local Lenovo representative for information on the products and services currently available in your area. Any reference to a Lenovo product, program, or service is not intended to state or imply that only that Lenovo product, program, or service may be used. Any functionally equivalent product, program, or service that does not infringe any Lenovo intellectual property right may be used instead. However, it is the user's responsibility to evaluate and verify the operation of any other product, program, or service. Lenovo may have patents or pending patent applications covering subject matter described in this document. The furnishing of this document does not give you any license to these patents. You can send license inquiries, in writing, to:

Lenovo (United States), Inc.
8001 Development Drive
Morrisville, NC 27560
U.S.A.
Attention: Lenovo Director of Licensing

LENOVO PROVIDES THIS PUBLICATION "AS IS" WITHOUT WARRANTY OF ANY KIND, EITHER EXPRESS OR IMPLIED, INCLUDING, BUT NOT LIMITED TO, THE IMPLIED WARRANTIES OF NON-INFRINGEMENT, MERCHANTABILITY OR FITNESS FOR A PARTICULAR PURPOSE. Some jurisdictions do not allow disclaimer of express or implied warranties in certain transactions, therefore, this statement may not apply to you.

This information could include technical inaccuracies or typographical errors. Changes are periodically made to the information herein; these changes will be incorporated in new editions of the publication. Lenovo may make improvements and/or changes in the product(s) and/or the program(s) described in this publication at any time without notice.

The products described in this document are not intended for use in implantation or other life support applications where malfunction may result in injury or death to persons. The information contained in this document does not affect or change Lenovo product specifications or warranties. Nothing in this document shall operate as an express or implied license or indemnity under the intellectual property rights of Lenovo or third parties. All information contained in this document was obtained in specific environments and is presented as an illustration. The result obtained in other operating environments may vary. Lenovo may use or distribute any of the information you supply in any way it believes appropriate without incurring any obligation to you.

Any references in this publication to non-Lenovo Web sites are provided for convenience only and do not in any manner serve as an endorsement of those Web sites. The materials at those Web sites are not part of the materials for this Lenovo product, and use of those Web sites is at your own risk. Any performance data contained herein was determined in a controlled environment. Therefore, the result obtained in other operating environments may vary significantly. Some measurements may have been made on development-level systems and there is no guarantee that these measurements will be the same on generally available systems. Furthermore, some measurements may have been estimated through extrapolation. Actual results may vary. Users of this document should verify the applicable data for their specific environment.

© Copyright Lenovo 2026. All rights reserved.

This document, LP2434, was created or updated on June 3, 2026.

Send us your comments in one of the following ways:

- Use the online Contact us review form found at:
<https://lenovopress.lenovo.com/LP2434>
- Send your comments in an e-mail to:
comments@lenovopress.com

This document is available online at <https://lenovopress.lenovo.com/LP2434>.

Trademarks

Lenovo and the Lenovo logo are trademarks or registered trademarks of Lenovo in the United States, other countries, or both. A current list of Lenovo trademarks is available on the Web at <https://www.lenovo.com/us/en/legal/copytrade/>.

The following terms are trademarks of Lenovo in the United States, other countries, or both:

Lenovo®

ThinkAgile®

ThinkSystem®

The following terms are trademarks of other companies:

Linux® is the trademark of Linus Torvalds in the U.S. and other countries.

Other company, product, or service names may be trademarks or service marks of others.