

# Broadcom 2-port 10Gb Virtual Fabric Adapter for BladeCenter

## Product Guide (withdrawn product)

The Broadcom 2-port 10Gb Virtual Fabric Adapter for BladeCenter is a part of Lenovo's comprehensive networking portfolio of 1 GbE and 10 GbE adapters and delivers industry-leading performance and scalability per watt, reducing requirements for power and cooling. Protocol offloads enable efficient use of computing resources, support more virtual machines per CPU, and reduce the number of servers required to support data center demands. These adapters allow IBM clients to simplify their I/O infrastructure by reducing the number of switches needed inside the chassis.

The Broadcom 2-port 10 Gb Virtual Fabric Adapter can be configured to operate in virtual NIC mode, where up to eight virtual NIC devices can be enabled. Each physical 10 Gbps port can be divided into four virtual ports with bandwidth allocation in 100 Mbps increments to the maximum 10 Gbps per physical port.

Figure 1 shows the Broadcom 2-port 10Gb Virtual Fabric Adapter for BladeCenter.



Figure 1. Broadcom 2-port 10Gb Virtual Fabric Adapter for BladeCenter

### Did you know?

The Broadcom 2-port 10Gb Virtual Fabric Adapter can operate in pNIC mode as regular 1Gb or 10Gb Ethernet adapter, or in switch-independent vNIC mode where it can be divided into up to eight virtual adapters (up to four per physical port), which can be used either with integrated switches such as the Virtual Fabric 10Gb Switch Module and the Cisco Nexus 4001I Switch Module, or with other top-of-rack switches via the 10 Gb Ethernet Pass-Thru Module.

## Part number information

Table 1. Ordering part number and feature code

Description	Part number	Feature code
Broadcom 2-port 10Gb Virtual Fabric Adapter for BladeCenter	81Y3133*	A1QR

\* Withdrawn from marketing

This part number includes the following items:

- Broadcom 2-port 10Gb Virtual Fabric Adapter for BladeCenter
- Documentation package

## Features

The expansion card has the following features:

- Offers an end-to-end solution up to 10 Gb
- One PCI Express 2.0 x8 host interface for high-speed connection
- Connectivity to high-speed I/O module bays in BladeCenter H and BladeCenter HT chassis
- Enables two 10 Gb ports from the blade server to the external network
- Based on the Broadcom 10 Gb 57712 controller
- Hardware parity, CRC, ECC, and other advanced error checking
- VLAN insertion and extraction
- Support for jumbo frames up to 9000 bytes
- uEFI preboot eXecutive Environment (PXE) 2.0 network boot support
- Supports load balancing and failover
- Supports BladeCenter Open Fabric Manager (vNIC mode and pNIC mode)
- Supports Wake-on-LAN
- Supports SOL and cKVM

Virtual NIC (vNIC) support is as follows:

- Supports IBM Virtual Fabric in Switch Independent Mode - Eight virtual ports (four per physical port),
- uEFI based vNIC configuration
- vNIC port specific quality of service configuration
- Supporting vNIC capability, all included in base function; no firmware key required

Performance features are as follows:

- TCP stateful offload (Microsoft Chimney / TOE)
- TCP and UDP stateless offloads over IPv4 and IPv6
- Interrupt coalescing
- Message Signal Interrupts (MSI, MSI-X)
- RX/TX multiqueue
- VMware NetQueue and Microsoft VMQ

## Modes of operation

The Broadcom 2-port 10 Gb Virtual Fabric Adapter supports two modes, Switch Independent Virtual NIC (vNIC) Mode and the regular physical NIC (pNIC) mode:

- Switch Independent vNIC Mode: In vNIC mode, each physical port appears to the blade server as four virtual NICs. The default bandwidth for each vNIC is 2.5 Gbps. Bandwidth for each vNIC can be configured from 100 Mbps to 10 Gbps.

The total bandwidth of the four vNICs per port cannot exceed 10 Gbps, however, the Broadcom adapter supports oversubscription, whereby the aggregate bandwidth can be as high as 40 Gbps (4x10 Gbps) allowing any of the vNICs to consume as much as 10 Gbps where there is no contention or less when there is (based on the weight assigned to that vNIC). vNICs can also be configured to have 0 bandwidth if you must allocate the available bandwidth to fewer than eight vNICs.

The adapter works with the following switches:

- Virtual Fabric 10Gb Switch Module
- Cisco Nexus 4001I Switch Module
- 10Gb Ethernet Pass-Thru Module and a top-of-rack (TOR) switch.

These switches are installed in I/O module bays 7 and 9 in the chassis. Switch Independent Mode extends the existing customer VLANs to the virtual NIC interfaces. The IEEE 802.1Q VLAN tag is essential to the separation of the vNIC groups by the NIC adapter or driver and the switch. The VLAN tags are added to the packet by the applications or drivers at each end station rather than by the switch.

**Note:** The Broadcom 2-port 10 Gb Virtual Fabric Adapter does not support IBM Virtual Fabric Mode.

- Physical NIC (pNIC) mode: In pNIC mode, the expansion card can operate as a standard 10 Gbps or 1 Gbps 2-port Ethernet expansion card. When in pNIC mode, the expansion card functions with any available 10 Gb switch or 10 Gb pass-thru module installed in I/O module bays 7 and 9.

## Operating environment

The expansion card is supported in the following environments:

- Temperature: 10 to 35 °C (50 to 95 °F)
- Relative humidity: 8 to 80% (non-condensing)
- Maximum altitude: 2,133 m ( 7,000 ft)

## Supported servers

The Broadcom 2-port 10Gb Virtual Fabric Adapter is supported in the BladeCenter servers listed in Table 2.

Table 2. Supported servers

	HS12	HS21	HS21 XM	HS22	HS22V	HX5	LS21	LS22	LS41	LS42	JS12	JS21	JS22	JS23/JS43	PS700/1/2	PS703/4
Broadcom 2-port 10Gb Virtual Fabric Adapter	N	N	N	Y	Y	Y	N	N	N	N	N	N	N	N	N	N

Figure 2 shows where the CFFh card is installed in a BladeCenter server.




Figure 2. Location on the BladeCenter server planar where the CFFh card is installed

BladeCenter chassis support is based on the blade server type in which the expansion card is installed. Consult IBM ServerProven® to see which chassis each blade server type is supported in: <http://www.ibm.com/systems/info/x86servers/serverproven/compat/us/>

## Supported I/O modules

Table 3 lists the I/O modules that can be used to connect to the Broadcom 2-port 10Gb Virtual Fabric Adapter.

Table 3. I/O modules supported with the Broadcom 2-port 10Gb Virtual Fabric Adapter

I/O module	Part number	BladeCenter S	BladeCenter E	BladeCenter H	BladeCenter T	BladeCenter HT	MSIM	MSIM-HT
<b>pNIC mode</b>								
Virtual Fabric 10Gb Switch Module	46C7191	N	N	Y	N	Y	N	N
Cisco Nexus 4001I Switch Module	46M6071	N	N	Y	N	Y	N	N
10 Gb Ethernet Pass-Thru Module for BladeCenter	46M6181	N	N	N	N	N	N	N
BNT 6-port 10 Gb High Speed Switch Module	39Y9267	N	N	Y	N	Y	N	N
Brocade Converged 10GbE Switch Module	69Y1909	N	N	Y	N	Y	N	N
<b>vNIC mode - Switch Independent Mode</b>								
Virtual Fabric 10Gb Switch Module	46C7191	N	N	Y	N	Y	N	N
Cisco Nexus 4001I Switch Module	46M6071	N	N	Y	N	Y	N	N
10 Gb Ethernet Pass-Thru Module for BladeCenter	46M6181	N	N	N	N	N	N	N
BNT 6-port 10 Gb High Speed Switch Module	39Y9267	N	N	N	N	N	N	N
Brocade Converged 10GbE Switch Module	69Y1909	N	N	N	N	N	N	N

The I/O module listed in Table 3 is supported in BladeCenter H and BladeCenter HT chassis only.

In BladeCenter H, the ports of CFFh cards are routed through the midplane to I/O bays 7, 8, 9, and 10, as shown in Figure 3. The BladeCenter HT is similar in that the CFFh cards are also routed through the midplane to I/O bays 7, 8, 9, and 10.

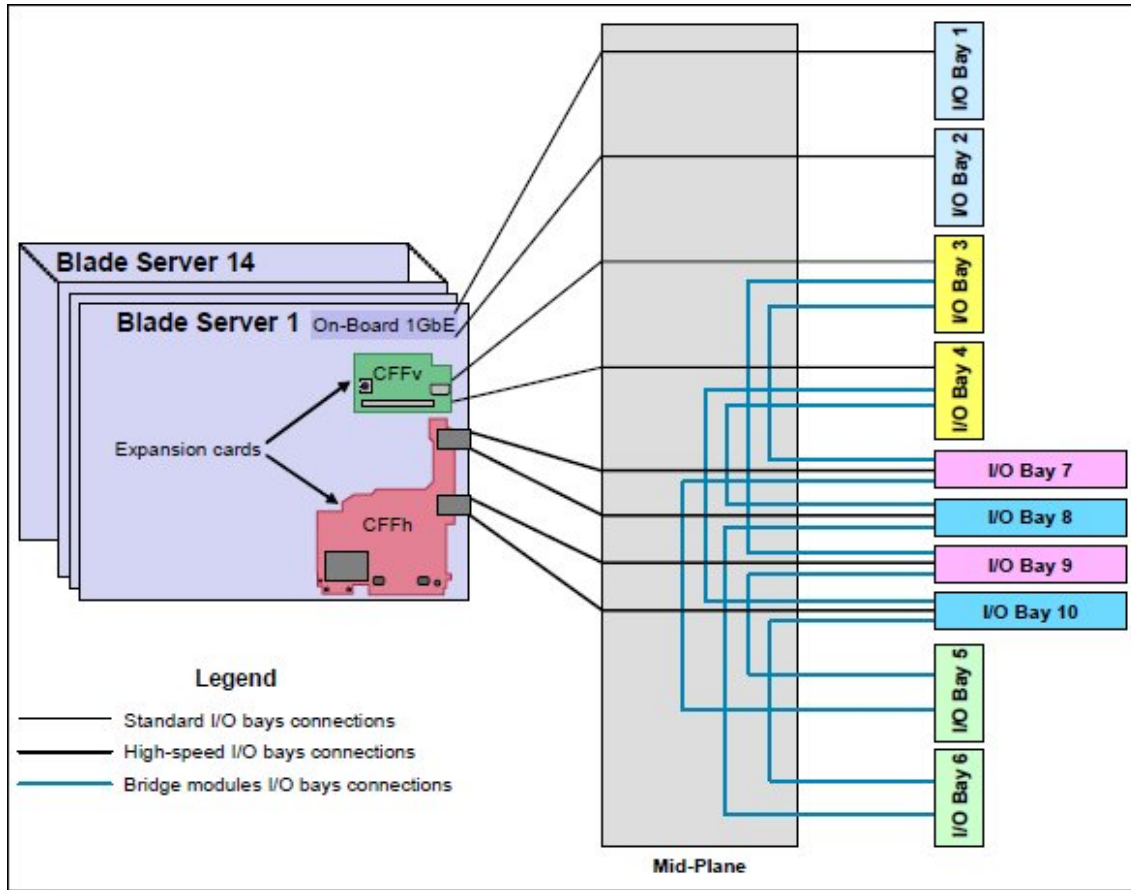


Figure 3. BladeCenter H I/O topology showing the I/O paths from CFFh expansion cards

The Broadcom 2-port 10Gb Virtual Fabric Adapter requires that two I/O modules be installed in bays 7 and 9 of the BladeCenter H and HT chassis (Table 4).

Table 4. Locations of I/O modules required to connect to the expansion card

Expansion card	I/O bay 7	I/O bay 8	I/O bay 9	I/O bay 10
Broadcom 2-port 10Gb Virtual Fabric Adapter	Supported I/O module	Not used	Supported I/O module	Not used

## Popular configurations

This section shows a configuration that uses the Broadcom 2-port 10Gb Virtual Fabric Adapter.

Figure 4 shows the use of the Broadcom 2-port 10Gb Virtual Fabric Adapter to route either two physical ports or eight virtual ports to the Virtual Fabric 10Gb Switch Modules installed in the BladeCenter chassis. Two Virtual Fabric 10Gb Switch Modules are installed in bay 7 and bay 9 of the BladeCenter H chassis. All connections between the controller, card, and the switch modules are internal to the chassis. No cabling is needed.

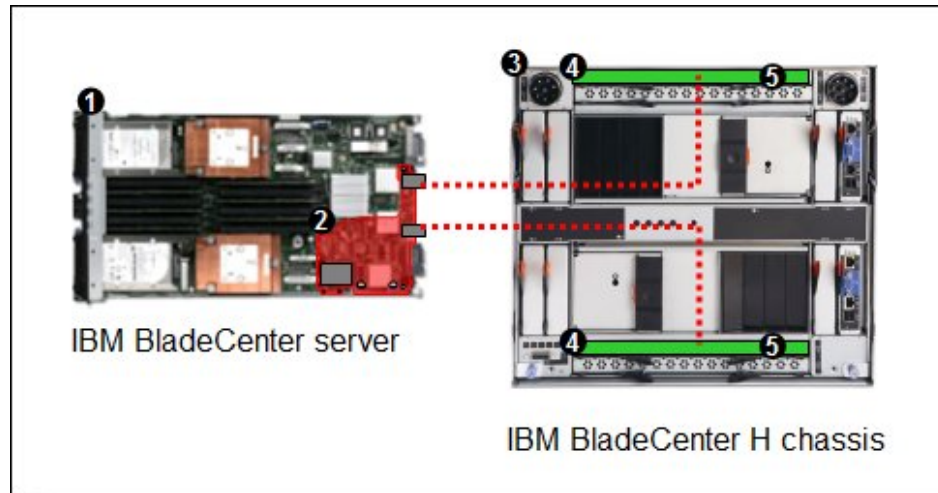


Figure 4. Configuration using the Broadcom 2-port 10Gb Virtual Fabric Adapter

Depending on how you configure the switch and expansion card, you can get either:

- Eight virtual Ethernet ports (vNIC mode). Each virtual port can be configured to operate at 100 Mbps to 10 Gbps, up to a total maximum of 10 Gb per physical port. The default bandwidth is 2.5 Gb per virtual port.
- Two 1 Gb or 10 Gb Ethernet ports (pNIC mode).

The components used in this configuration are listed in Table 5.

Table 5. Components used when connecting Broadcom 2-port 10Gb Virtual Fabric Adapter to two Virtual Fabric 10Gb Switch Modules

Diagram reference	Part number/ machine type	Description	Quantity
1	7870	BladeCenter HS22 or other supported server	1 to 14
2	81Y3133	Broadcom 2-port 10Gb Virtual Fabric Adapter	1 per server
3	8852 or 8740/8750	BladeCenter H or BladeCenter HT	1
4	46C7191	Virtual Fabric 10Gb Switch Module	2
5	44W4408	IBM 10GBase-SR SFP+ Transceiver	Up to 20*

\* To communicate outside the chassis, you must have either one SFP+ transceiver or SFP+ direct-attached cable (DAC) for each external 10 Gb port on the BNT 10Gb High Speed Switch Module that you want to enable.

## Operating system support

The Broadcom 2-port 10Gb Virtual Fabric Adapter supports the following operating systems:

- Microsoft Windows Server 2008 R2
- Microsoft Windows Server 2008, Datacenter x86 Edition
- Microsoft Windows Server 2008, Datacenter x64 Edition
- Microsoft Windows Server 2008, Enterprise x86 Edition
- Microsoft Windows Server 2008, Enterprise x64 Edition
- Microsoft Windows Server 2008, Standard x86 Edition
- Microsoft Windows Server 2008, Standard x64 Edition
- Microsoft Windows Server 2008, Web x86 Edition
- Microsoft Windows Server 2008, Web x64 Edition
- SUSE LINUX Enterprise Server 10 for x86
- SUSE LINUX Enterprise Server 10 for AMD64/EM64T
- SUSE LINUX Enterprise Server 11 for x86
- SUSE LINUX Enterprise Server 11 for AMD64/EM64T
- Red Hat Enterprise Linux 5 Server Edition
- Red Hat Enterprise Linux 5 Server x64 Edition
- Red Hat Enterprise Linux 6 Server Edition
- Red Hat Enterprise Linux 6 Server x64 Edition
- VMware ESX 4.1
- VMware ESXi 4.1

Support for operating systems is based on the combination of the expansion card and the blade server in which it is installed. See IBM ServerProven for the latest information about the specific versions and service packs supported. Select the blade server and then select the expansion card to see the supported operating systems.

<http://www.ibm.com/systems/info/x86servers/serverproven/compat/us/>

## Related publications

For more information, refer to these documents:

- *Broadcom 2-port 10Gb Virtual Fabric Adapter for BladeCenter Installation and User's Guide*  
<http://www.ibm.com/support>
- *BladeCenter Virtual Fabric Solutions*, SG24-7966  
<http://lenovopress.com/sg247966>
- Windows and Linux drivers:  
<http://ibm.com/support/entry/portal/docdisplay?Indocid=MIGR-5081963>
- *BladeCenter Interoperability Guide*  
<http://lenovopress.com/bcig>
- *BladeCenter Products and Technology*, SG24-7523  
<http://lenovopress.com/sg247523>

## Related product families

Product families related to this document are the following:

- [Blade Network Adapters](#)



## Notices

Lenovo may not offer the products, services, or features discussed in this document in all countries. Consult your local Lenovo representative for information on the products and services currently available in your area. Any reference to a Lenovo product, program, or service is not intended to state or imply that only that Lenovo product, program, or service may be used. Any functionally equivalent product, program, or service that does not infringe any Lenovo intellectual property right may be used instead. However, it is the user's responsibility to evaluate and verify the operation of any other product, program, or service. Lenovo may have patents or pending patent applications covering subject matter described in this document. The furnishing of this document does not give you any license to these patents. You can send license inquiries, in writing, to:

Lenovo (United States), Inc.  
8001 Development Drive  
Morrisville, NC 27560  
U.S.A.  
Attention: Lenovo Director of Licensing

LENOVO PROVIDES THIS PUBLICATION "AS IS" WITHOUT WARRANTY OF ANY KIND, EITHER EXPRESS OR IMPLIED, INCLUDING, BUT NOT LIMITED TO, THE IMPLIED WARRANTIES OF NON-INFRINGEMENT, MERCHANTABILITY OR FITNESS FOR A PARTICULAR PURPOSE. Some jurisdictions do not allow disclaimer of express or implied warranties in certain transactions, therefore, this statement may not apply to you.

This information could include technical inaccuracies or typographical errors. Changes are periodically made to the information herein; these changes will be incorporated in new editions of the publication. Lenovo may make improvements and/or changes in the product(s) and/or the program(s) described in this publication at any time without notice.

The products described in this document are not intended for use in implantation or other life support applications where malfunction may result in injury or death to persons. The information contained in this document does not affect or change Lenovo product specifications or warranties. Nothing in this document shall operate as an express or implied license or indemnity under the intellectual property rights of Lenovo or third parties. All information contained in this document was obtained in specific environments and is presented as an illustration. The result obtained in other operating environments may vary. Lenovo may use or distribute any of the information you supply in any way it believes appropriate without incurring any obligation to you.

Any references in this publication to non-Lenovo Web sites are provided for convenience only and do not in any manner serve as an endorsement of those Web sites. The materials at those Web sites are not part of the materials for this Lenovo product, and use of those Web sites is at your own risk. Any performance data contained herein was determined in a controlled environment. Therefore, the result obtained in other operating environments may vary significantly. Some measurements may have been made on development-level systems and there is no guarantee that these measurements will be the same on generally available systems. Furthermore, some measurements may have been estimated through extrapolation. Actual results may vary. Users of this document should verify the applicable data for their specific environment.

© Copyright Lenovo 2025. All rights reserved.

This document, TIPS0827, was created or updated on September 9, 2011.

Send us your comments in one of the following ways:

- Use the online Contact us review form found at:  
<https://lenovopress.lenovo.com/TIPS0827>
- Send your comments in an e-mail to:  
[comments@lenovopress.com](mailto:comments@lenovopress.com)

This document is available online at <https://lenovopress.lenovo.com/TIPS0827>.

## Trademarks

Lenovo and the Lenovo logo are trademarks or registered trademarks of Lenovo in the United States, other countries, or both. A current list of Lenovo trademarks is available on the Web at <https://www.lenovo.com/us/en/legal/copytrade/>.

The following terms are trademarks of Lenovo in the United States, other countries, or both:

Lenovo®

BladeCenter®

ServerProven®

The following terms are trademarks of other companies:

Linux® is the trademark of Linus Torvalds in the U.S. and other countries.

Microsoft®, Windows Server®, and Windows® are trademarks of Microsoft Corporation in the United States, other countries, or both.

IBM® and ibm.com® are trademarks of IBM in the United States, other countries, or both.

Other company, product, or service names may be trademarks or service marks of others.