

## System x3530 M4 (E5-2400) Product Guide (withdrawn product)

The Lenovo System x3530 M4 server delivers dual-socket performance in a 1U compact footprint. Featuring the Intel Romley EN platform, the x3530 M4 is a flexible rack server positioned as a good investment value, while considering your total cost of ownership (TCO) and Lenovo commitment. It is designed to provide more affordable value and increased flexibility with performance and quality to match. Designed with redundancy, flexible subsystems, and a wider range of configuration options, the x3530 M4 also offers an innovative Feature on Demand (FoD) design for an easier upgrade path.

*Suggested use:* Business infrastructure, light databases, entry virtualization, enterprise applications, web serving, small HPC, and cloud applications.

The following figure shows the System x3530 M4.



Figure 1. The System x3530 M4

### Did you know?

The x3530 M4 offers a flexible and scalable design and a simple upgrade path to eight HDDs plus an optical drive at the same time. The flexible onboard Ethernet solution provides two standard integrated Gigabit Ethernet ports and two additional integrated Gigabit Ethernet ports with an optional software feature for an on-demand upgrade without needing to buy additional hardware. Comprehensive systems management tools with the next-generation Integrated Management Module II (IMM2) make it easy to deploy, integrate, service, and manage.

## Key features

The x3530 M4 delivers dual-socket performance in a compact 1U footprint and features the latest Intel Xeon processor E5-2400 product family technology with greater processing, memory, and I/O capabilities. Built with a focus on a reduced TCO, the x3530 M4 provides the 80 PLUS power supply certification to help enable energy savings. With a better balance between cost and system features, the x3530 M4 is an ideal platform for general business workloads.

## Scalability and performance

The x3530 M4 offers numerous features to boost performance, improve scalability, and reduce costs:

- The Intel Xeon processor E5-2400 product family improves productivity by offering affordable dual-socket system performance with eight-core processors, up to 20 MB of L3 cache, and one QPI interconnect link of up to 8 GTps.
- Up to two processors, 16 cores, and 32 threads maximize the concurrent execution of multithreaded applications.
- Intelligent and adaptive system performance with Intel Turbo Boost Technology 2.0 allows processor cores to run at maximum speeds during peak workloads by temporarily going beyond processor thermal design power (TDP).
- Intel Hyper-Threading Technology boosts performance for multithreaded applications by enabling simultaneous multithreading within each processor core, up to two threads per core.
- Intel Virtualization Technology integrates hardware-level virtualization hooks that allow operating system vendors to better use the hardware for virtualization workloads.
- Intel Advanced Vector Extensions (AVX) significantly improve floating point performance for compute-intensive technical and scientific applications.
- Up to 384 GB of memory capacity via 12 DIMM slots with 32 GB LRDIMMs.
- Up to 1600 MHz memory speeds with two DIMMs per channel (DPC) running at 1600 MHz to help maximize system performance.
- The server offers up to four integrated Gigabit Ethernet ports with a convenient FoD upgrade process that does not require the purchasing of additional hardware.
- The server offers PCI Express 3.0 I/O expansion capabilities that improve the theoretical maximum bandwidth by almost 100% (8 GTps per link using 128b/130b encoding) compared to the previous generation of PCI Express 2.0 (5 GTps per link using 8b/10b encoding).
- With Intel Integrated I/O Technology, the PCI Express 3.0 controller is integrated into the Intel Xeon processor E5 family. This controller reduces I/O latency and increases overall system performance.
- Up to eight 2.5-inch hot-swap or simple-swap drive bays or four 3.5-inch hot-swap or simple-swap drive bays provide maximum internal storage capacity in a compact 1U form factor.

## Availability and serviceability

The x3530 M4 provides many features to simplify serviceability and increase system uptime:

- The server offers Chipkill, memory mirroring, and memory rank sparing for redundancy in the event of a non-correctable memory failure.
- Tool-less cover removal provides easy access to upgrades and serviceable parts, such as processor, memory, and adapter cards.
- The server offers simple-swap or hot-swap drives supporting affordable software RAID and advanced hardware RAID redundancy for data protection and greater system uptime.
- The server offers two redundant hot-swap power supplies and up to six dual-motor redundant non-hot-swap fans to provide cost-efficient availability for applications.
- The light path diagnostics panel and optional individual light path LEDs quickly lead the technician to

failed (or failing) components. These features simplify servicing, speed up problem resolution, and improve system availability.

- Predictive Failure Analysis (PFA) detects when system components (processors, memory, hard disk drives, fans, and power supplies) operate outside of standard thresholds and generates proactive alerts in advance of possible failure, therefore increasing uptime.
- Solid-state drives (SSDs) offer significantly better reliability than traditional mechanical HDDs for greater uptime.
- Built-in Integrated Management Module II (IMM2) continuously monitors system parameters, triggers alerts, and performs recovery actions in case of failure, to minimize downtime.
- Built-in diagnostics using Dynamic Systems Analysis (DSA) Preboot speeds up troubleshooting tasks to reduce service time.
- Three-year customer replaceable unit and on-site limited warranty, next business day 9x5. Optional service upgrades are available.

### **Manageability and security**

Powerful systems management features simplify local and remote management of the x3530 M4:

- The server includes an Integrated Management Module II (IMM2) to monitor server availability and perform remote management.
- An integrated industry-standard Unified Extensible Firmware Interface (UEFI) enables improved setup, configuration, and updates, and simplifies error handling.
- Integrated Trusted Platform Module (TPM) V1.2 support enables advanced cryptographic functionality, such as digital signatures and remote attestation.
- Industry-standard AES NI support provides faster and stronger encryption.
- IBM Systems Director is included for proactive systems management. It offers comprehensive systems management tools that increase uptime, reduce costs, and improve productivity through advanced server management capabilities.
- Intel Execute Disable Bit functionality can help prevent certain classes of malicious buffer overflow attacks when combined with a supporting operating system.
- Intel Trusted Execution Technology provides enhanced security through hardware-based resistance to malicious software attacks, allowing an application to run in its own isolated space protected from all other software running on a system.

### **Energy efficiency**

The x3530 M4 offers the following energy-efficiency features to save energy, reduce operational costs, increase energy availability, and contribute to a green environment:

- Energy-efficient planar components help lower operational costs.
- 80 PLUS certified power supplies enable greater energy savings while providing flexibility to meet your business needs.
- The Intel Xeon processor E5-2400 product family offers better performance over the previous generation, while fitting into the same TDP limits.
- Intel Intelligent Power Capability powers individual processor elements on and off as needed, to reduce power draw.
- Low-voltage Intel Xeon processors draw less energy to satisfy the demands of power and thermally constrained data centers and telecommunication environments.
- Low-voltage 1.35 V DDR3 memory RDIMMs consume 19% less energy compared to 1.5 V DDR3 RDIMMs.

- Solid-state drives can consume as much as 80% less power than traditional spinning HDDs.
- The server uses hexagonal ventilation holes, a part of IBM Calibrated Vectors Cooling™ technology. Hexagonal holes can be grouped more densely than round holes, providing more efficient airflow through the system.
- IBM Systems Director Active Energy Manager™ provides advanced data center power notification and management to help achieve lower heat output and reduced cooling needs.

### Locations of key components and connectors

The following figure shows the front of the server with four 3.5-inch hot-swap drive bays (models with 3.5-inch simple-swap bays are also available).




Figure 2. Front view of the System x3530 M4 with four 3.5-inch hot-swap drive bays

The following figure shows the front of the server with eight 2.5-inch hot-swap drive bays (models with 2.5-inch simple-swap bays are also available).

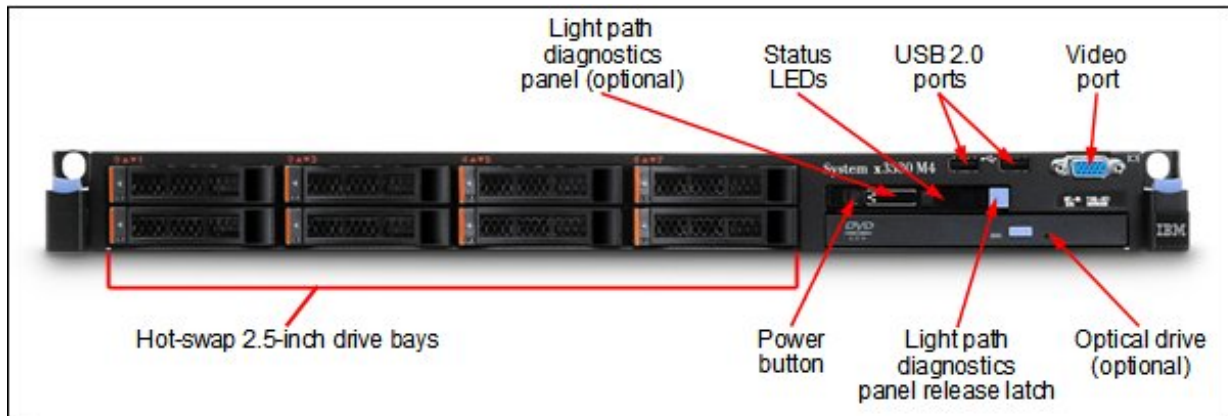


Figure 3. Front view of the System x3530 M4 with eight 2.5-inch hot-swap drive bays

The following figures shows the rear of the server with hot-swap power supplies.

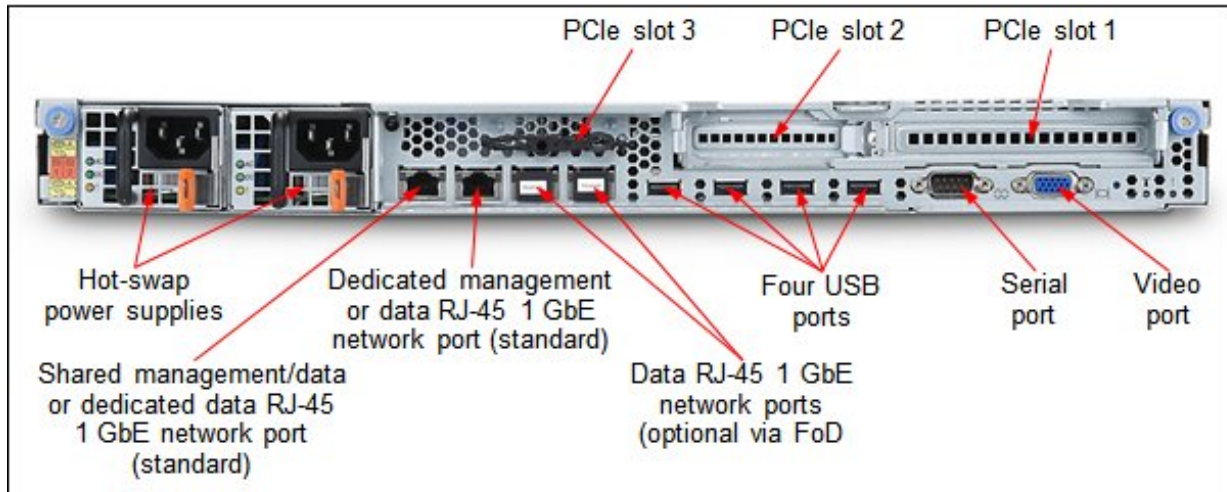


Figure 4. Rear view of the System x3530 M4 with hot-swap power supplies

The following figure shows the rear of the server with fixed power supply.

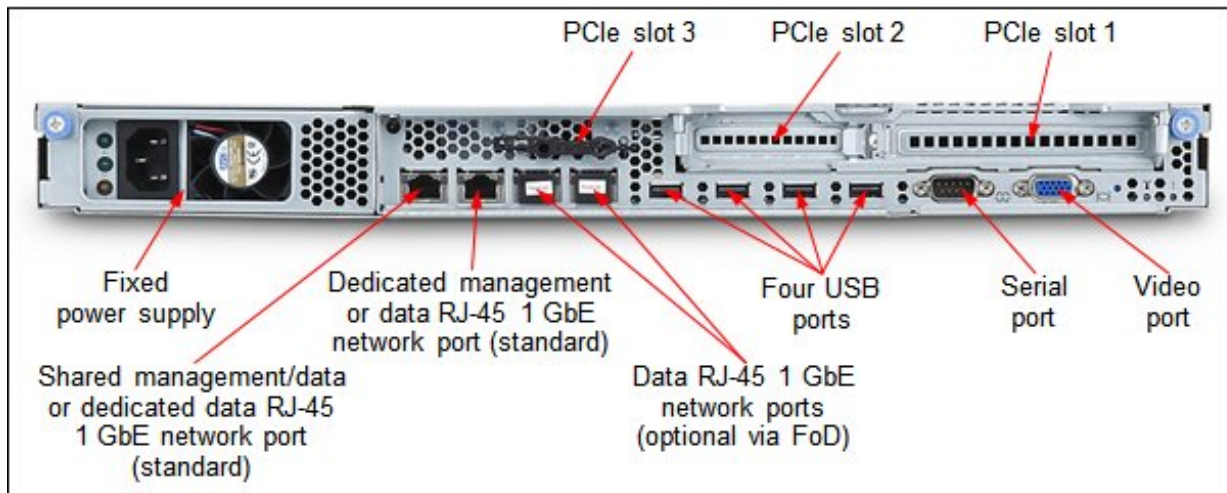


Figure 5. Rear view of the System x3530 M4 with fixed power supply

The following figure shows the locations of key components inside the server.




Figure 6. Inside view of the System x3530 M4

## Standard specifications

The following table lists the standard specifications.

Table 1. Standard specifications

Components	Specification
Form factor	1U rack.
Processor	Up to two Intel Xeon processor E5-2400 product family processors with eight cores (up to 2.3 GHz), six cores (up to 2.4 GHz), or four cores (up to 2.2 GHz), one QPI link up to 8.0 GTps, up to 1600 MHz memory speed, up to 20 MB L3 cache; or one Intel Xeon processor E5-1400 product family processor with four cores up to 2.8 GHz, 10 MB L3 cache, and 1333 MHz memory speed (CTO only); or one Intel Pentium processor 1400 product family processor with two cores up to 2.8 GHz, 5 MB L3 cache, and 1066 MHz memory speed (CTO only).
Chipset	Intel C600 series.
Memory	Up to 12 DIMM sockets (six DIMMs per processor). LRDIMMs, RDIMMs, and UDIMMs are supported, but the memory types cannot be intermixed. DIMM speeds up to 1600 MHz.
Memory maximums	With LRDIMMs: Up to 384 GB with 12x 32 GB RDIMMs and two processors. With RDIMMs: Up to 192 GB with 12x 16 GB RDIMMs and two processors. With UDIMMs: Up to 48 GB with 12x 4 GB UDIMMs and two processors.
Memory protection	ECC, Chipkill, memory mirroring, and memory rank sparing.
Disk drive bays	Up to eight 2.5-inch hot-swap SAS/SATA drive bays, up to eight 2.5-inch simple-swap drive bays, up to four 3.5-inch hot-swap SAS/SATA drive bays, or up to four 3.5-inch SATA simple-swap drive bays.
Maximum internal storage	Up to 9.4 TB with 1.2 TB 2.5-inch SAS HDDs, up to 8 TB with 1 TB 2.5-inch NL SAS/SATA HDDs, up to 12.8 TB with 1.6 TB 2.5-inch SATA SSDs, or up to 24 TB with 6 TB 3.5-inch NL SAS/SATA HDDs. Intermix of SAS/SATA is supported.
RAID support	RAID 0 and 1 with the C105. RAID 0, 1, and 10 with the H1110, M1115, or M5110. Upgrades to RAID 5 and 50 are available for the M1115. Upgrades to RAID 5 and 50 are available for the M5110 (zero-cache; 512 MB battery-backed cache; 512 MB or 1 GB flash-backed cache). Optional upgrades to RAID 6 and 60 are available for the M5110 with caches.
Optical drive bays	One, for models with 2.5" drives. Support for optional DVD-ROM or multiburner.
Tape drive bays	None.
Network interfaces	Up to four integrated Gigabit Ethernet 1000BASE-T RJ-45 ports with the onboard Intel I350-CM2 controller (two ports are enabled, and an additional two ports require the optional software FoD upgrade to enable them).
I/O expansion slots	Up to three slots, depending on the riser cards installed. The slots are as follows: <ul style="list-style-type: none"> <li>Slot 1: PCIe 3.0 x16 (x8-wired), opt. PCIe 3.0 x16 (x16-wired); full-height, half-length</li> <li>Slot 2: PCIe 3.0 x16 (x8-wired); low-profile, half-length (not present if an optional x16-wired slot 1 riser is used)</li> <li>Slot 3: PCIe 3.0 x4 (dedicated slot for ServeRAID adapter); standard on hardware RAID models, optional on software RAID models</li> </ul>
Ports	Two USB 2.0 ports and one DB-15 video port (CTO or special bid only, feature code A23Q) on the front. Four USB 2.0 ports, one DB-15 video port, one DB-9 serial port, and four RJ-45 GbE network ports on the rear. One internal USB port (for embedded hypervisor).
Cooling	IBM Calibrated Vektored Cooling with up to six redundant non-hot-swap fans (four standard, additional two with second processor). Each fan has two motors.

Power supply	Up to two redundant hot-swap 460 W AC or 675 W HE AC power supplies (80 PLUS certification), or one fixed 460 W AC power supply (80 PLUS certification), or up to two redundant hot-swap 675 W DC power supplies.
Hot-swap parts	Hard drives (model dependent) and power supplies (model dependent).
Systems management	UEFI, Integrated Management Module II (IMM2), Predictive Failure Analysis, light path diagnostics (basic standard, advanced optional), Automatic Server Restart, IBM Systems Director and IBM Systems Director Active Energy Manager, and Lenovo ServerGuide. Optional IMM Advanced FoD Upgrade for remote presence (graphics, keyboard and mouse, virtual media).
Security features	Power-on password, administrator's password, and TPM.
Video	Matrox G200eR2 with 16 MB memory integrated into the IMM2. Maximum resolution is 1600x1200 at 75 Hz with 16 M colors.
Operating systems supported	Microsoft Windows Server 2012 R2, 2012, 2008 R2, and 2008 (x64), Red Hat Enterprise Linux 5 and 6, SUSE Linux Enterprise Server 10 and 11, VMware ESX 4.1 and VMware ESXi 4.1, and VMware vSphere (ESXi) 5.0, 5.1, and 5.5.
Limited warranty	Three-year customer-replaceable unit and on-site limited warranty with 9x5/NBD.
Service and support	Optional service upgrades (country-specific) are available through Lenovo Services warranty upgrade: 4-hour or 2-hour response time, 8 hours fix time, one-year or two-year warranty extension, remote technical support for Lenovo hardware and some Lenovo and OEM software.
Dimensions	Height: 43 mm (1.7 in.), width: 447 mm (17.6 in.), depth: 673 mm (26.5 in.)
Weight	Minimum configuration: 10.4 kg (22.9 lb), maximum: 15.6 kg (34.3 lb)

The x3530 M4 servers are shipped with the following items:

- Registration flyer
- Statement of Limited Warranty
- Important Notices
- Rack Installation Instructions
- Documentation CD containing *Installation and User's Guide*
- IBM Systems Director 6.3 Base for x86 DVD-ROM
- Rail kit (static rails, non-sliding; no cable management arm included)
- One 2.8m, 10A/100-250V, C13 to IEC 320-C14 rack power cable

## Standard models

The following table lists the standard models.

Table 2. Standard models



MTM*	Intel Xeon processor† (2 maximum)	Memory	RAID	Drive bays	Drives	Onboard NIC (std/max)	I/O slots (std/max)	Optical drive	Power (std/max)
Models announced November 2012									
7160-F2x	1x E5-2440 6C 2.4GHz 15MB 1333MHz 95W	1x 4 GB 1333 MHz	M5110 1 GB (f)	8x 2.5" SS / 8	Open bay	2x GbE / 4	3 / 3	Optional	1x 460 W HS / 2
Models announced May 2012									
7160-A2x	1x E5-2403 4C 1.8GHz 10MB 1066MHz 80W	1x 4 GB 1333 MHz§	C105	4x 3.5" SS / 4	Open bay	2x GbE / 4	2 / 3	None	1x 460 W Fixed / 1
7160-B2x	1x E5-2407 4C 2.2GHz 10MB 1066MHz 80W	1x 4 GB 1333 MHz§	H1110	4x 3.5" HS / 4	Open bay	2x GbE / 4	3 / 3	None	1x 460 W Fixed / 1
7160-C2x	1x E5-2420 6C 1.9GHz 15MB 1333MHz 95W	1x 4 GB 1333 MHz	C105	4x 3.5" HS / 4	Open bay	2x GbE / 4	2 / 3	None	1x 460 W Fixed / 1
7160-D2x	1x E5-2430 6C 2.2GHz 15MB 1333MHz 95W	1x 4 GB 1333 MHz	M1115	4x 2.5" HS / 8	Open bay	2x GbE / 4	3 / 3	Optional	1x 460 W HS / 2
7160-G2x	1x E5-2450 8C 2.1GHz 20MB 1600MHz 95W	1x 4 GB 1333 MHz§	M5110 512 MB	4x 2.5" HS / 8	Open bay	2x GbE / 4	3 / 3	Optional	1x 675 W HS / 2
7160-H2x	1x E5-2470 8C 2.3GHz 20MB 1600MHz 95W	1x 8 GB 1333 MHz§	M5110 1 GB (f)	4x 2.5" HS / 8	Open bay	2x GbE / 4	3 / 3	Optional	1x 675 W HS / 2
7160-J2x	1x E5-2450L 8C 1.8GHz 20MB 1600MHz 70W	1x 4 GB 1333 MHz§	M5110 1 GB (f)	4x 2.5" HS / 8	Open bay	2x GbE / 4	3 / 3	Optional	1x 460 W HS / 2

\* x in the Machine Type Model (MTM) represents a region-specific letter (for example, the EMEA MTM is 7160-A1G, and the US MTM is 7160-A1U). Ask your local Lenovo representative for specifics.

† Processor detail: Processor quantity and model, number of cores, core speed, L3 cache, memory speed, TDP.

§ For models A2x and B2x, the standard DIMM is rated at 1333 MHz, but operates at up to 1066 MHz to match the processor memory speed. Conversely, for models G2x, H2x and J2x, the processor memory speed is rated at 1600 MHz, but operates at up to 1333 MHz to match the rated speed of the installed DIMM. Actual memory speed maximums depend on several factors, as described in "Memory options".

(f) The ServeRAID M5110 RAID controller in this model includes a flash-backed cache.

For information about standard features of the server, see the "Specifications" section.

## Express models

The following table lists the express models.

Table 3. Express models

MTM*	Intel Xeon processor† (2 maximum)	Memory	RAID	Drive bays	Drives	Onboard NIC (std/max)	I/O slots (std/max)	Optical drive	Power (std/max)
Europe, Middle East, Africa									
7160-E1G	1x E5-2407 4C 2.2GHz 10MB 1066MHz 80W	1x 4 GB 1333 MHz§	C105	4x 3.5" HS / 4	Open bay	2x GbE / 4	2 / 3	None	1x 460 W Fixed / 1
7160-E2G‡	1x E5-2420 6C 1.9GHz 15MB 1333MHz 95W	1x 8 GB 1333 MHz	C105	4x 3.5" HS / 4	1x 500 GB 7.2K SATA	2x GbE / 4	2 / 3	None	1x 460 W Fixed / 1
7160-E3G	1x E5-2420 6C 1.9GHz 15MB 1333MHz 95W	1x 8 GB 1333 MHz	M1115	8x 2.5" HS / 8	Open bay	2x GbE / 4	3 / 3	Multi-burner	1x 460 W HS / 2
7160-E4G‡	1x E5-2430 6C 2.2GHz 15MB 1333MHz 95W	1x 8 GB 1333 MHz	M5110	8x 2.5" HS / 8	2x 300 GB 10K SAS	2x GbE / 4	3 / 3	Multi-burner	1x 460 W HS / 2
United States, Latin America, Canada									
7160-EAU	1x E5-2407 4C 2.2GHz 10MB 1066MHz 80W	1x 8 GB 1333 MHz§	M1115	4x 3.5" HS / 4	Open bay	2x GbE / 4	3 / 3	None	1x 460 W HS / 2
7160-EBU	1x E5-2420 6C 1.9GHz 15MB 1333MHz 95W	1x 8 GB 1333 MHz	M1115	4x 3.5" HS / 4	Open bay	2x GbE / 4	3 / 3	None	1x 460 W HS / 2
7160-ECU	1x E5-2440 6C 2.4GHz 15MB 1333MHz 95W	1x 8 GB 1333 MHz	M5110	8x 2.5" HS / 8	Open bay	2x GbE / 4	3 / 3	Multi-burner	1x 460 W HS / 2

\* MTM = Machine Type Model

† Processor detail: Processor quantity and model, number of cores, core speed, L3 cache, memory speed, TDP.

§ For models E1G and EAU, the standard DIMM is rated at 1333 MHz, but operates at up to 1066 MHz to match the processor memory speed. Actual memory speed maximums depend on several factors, as described in "Memory options".

‡ These models are not available in Russia/Commonwealth of Independent States (R/CIS).

## Processor options

The x3530 M4 (E5-2400) supports the processor options listed in the following table. The server supports up to two Intel Xeon processor E5-2400 product family processors, one Intel Xeon processor E5-1410, one Intel Pentium processor 1403, or one Intel Pentium processor 1407. This table shows which server models have each processor standard. If there is no corresponding *where used* model for a particular processor, then this processor is only available through CTO.

Table 4. Processor options

Part number*	Description	Standard models where used
Single or dual processor support: Intel Xeon processor E5-2400 product family		
94Y6380	Intel Xeon Processor E5-2403 4C 1.8GHz 10MB Cache 1066MHz 80W	A2x
94Y6379	Intel Xeon Processor E5-2407 4C 2.2GHz 10MB Cache 1066MHz 80W	B2x
46W9170	Intel Xeon Processor E5-2418L 4C 2.0GHz 10MB Cache 1333MHz 50W	-
94Y6378	Intel Xeon Processor E5-2420 6C 1.9GHz 15MB Cache 1333MHz 95W	C2x
94Y6377	Intel Xeon Processor E5-2430 6C 2.2GHz 15MB Cache 1333MHz 95W	D2x
94Y6382	Intel Xeon Processor E5-2430L 6C 2.0GHz 15MB Cache 1333MHz 60W	-
94Y6376	Intel Xeon Processor E5-2440 6C 2.4GHz 15MB Cache 1333MHz 95W	F2x
94Y6375	Intel Xeon Processor E5-2450 8C 2.1GHz 20MB Cache 1600MHz 95W	G2x
94Y6381	Intel Xeon Processor E5-2450L 8C 1.8GHz 20MB Cache 1600MHz 70W	J2x
94Y6374	Intel Xeon Processor E5-2470 8C 2.3GHz 20MB Cache 1600MHz 95W	H2x
Single processor support only: Intel Xeon processor E5-1410 and Intel Pentium processor 1400 product family		
None**	Intel Pentium Processor 1403 2C 2.6GHz 5MB Cache 1066MHz 80W	-
None**	Intel Pentium Processor 1407 2C 2.8GHz 5MB Cache 1066MHz 80W	-
None**	Intel Xeon Processor E5-1410 4C 2.8GHz 10MB Cache 1333MHz 80W	-

\* The option for the second processor includes two additional system fans.

\*\* These processors only support single processor configurations and are available only through CTO or special bid.

## Memory options

DDR3 memory is compatibility tested and tuned for optimal System x® performance and throughput. Lenovo memory specifications are integrated into the light path diagnostics panel for immediate system performance feedback and optimum system uptime. From a service and support standpoint, Lenovo memory automatically assumes the system warranty, and Lenovo provides service and support worldwide.

The System x3530 M4 (E5-2400) supports DDR3 memory. The server supports up to six DIMMs when one processor is installed, and up to 12 DIMMs when two processors are installed. Each processor has three memory channels, and there are two DIMMs per channel. The following rules apply when selecting the memory configuration:

- Mixing different types of memory (UDIMMs, RDIMMs, and LRDIMMs) is not supported.
- Mixing 1.5 V and 1.35 V DIMMs in the same server is not supported.
- The maximum number of ranks supported per one channel is eight (with the exception of Load Reduced DIMMs, where more than eight ranks are supported because one quad-rank LRDIMM provides the same electrical load on a memory bus as a single-rank RDIMM).
- The maximum quantity of DIMMs that can be installed in a server depends on the number of processors (six DIMMs with one processor installed, 12 DIMMs with two processors installed)

- All DIMMs in all processor memory channels operate at the same speed, which is determined as the lowest value of:
  - The memory speed supported by the specific processor.
  - The lowest of maximum operating speeds for the selected memory configuration that depends on the rated speed, operating voltage, and quantity of DIMMs per channel, as shown under the "Maximum operating speed" section in Table 5.

The following memory protection technologies are supported:

- ECC
- Chipkill (x4-based memory DIMMs)
- Memory mirroring
- Memory rank sparing

Chipkill works only in independent channel mode (default operational mode) and supports only x4-based memory DIMMs.

If memory mirroring is used, then DIMMs must be installed in pairs (a minimum of one pair per each processor, a maximum of two pairs per processor), and both DIMMs in a pair must be identical in type and size.

If memory rank sparing is used, then two single-rank or dual-rank DIMMs must be installed per populated channel (the DIMMs do not need to be identical). In rank sparing mode, one rank of a DIMM in each populated channel is reserved as spare memory. The size of a rank varies depending on the DIMMs installed.

Chipkill, memory mirroring, and memory rank sparing modes are mutually exclusive. Only one operational memory mode can be enabled on a server, and it is a system-wide setting.

The following table shows the characteristics of the supported DIMMs. Table cells highlighted with a gray background indicate when the combination of DIMM voltage and the number of DIMMs per channel still allows the DIMMs to operate at a rated speed.

Table 5. Maximum memory speeds (Part 1: RDIMMs)

Specification	DIMM type						
	RDIMM						
Rank	Single rank			Dual rank		Quad rank	
Rated speed	1333 MHz		1600 MHz	1333 MHz		1600 MHz	1066 MHz
Rated voltage	1.35 V		1.5 V	1.35 V		1.5 V	1.35 V
Operating voltage	1.35 V	1.5 V	1.5 V	1.35 V	1.5 V	1.5 V	1.35 V
Max quantity*	12	12	12	12	12	12	12
Largest DIMM	4 GB	4 GB	4 GB	16 GB	16 GB	8 GB	8 GB
Max memory capacity	48 GB	48 GB	48 GB	192 GB	192 GB	96 GB	96 GB
Max memory at rated speed	48 GB	48 GB	48 GB	192 GB	192 GB	96 GB	NS**
<b>Maximum operating speed (MHz)</b>							
1 DIMM per channel	1333 MHz	1333 MHz	1600 MHz	1333 MHz	1333 MHz	1600 MHz	800 MHz
2 DIMMs per channel	1333 MHz	1333 MHz	1600 MHz	1333 MHz	1333 MHz	1600 MHz	800 MHz

\* Maximum quantity supported is shown for two processors installed. When one processor is installed, the maximum quantity supported is a half of what is shown.

\*\* Rated speed is not supported. Memory DIMMs always operate at speeds lower than rated.

Table 5. Maximum memory speeds (Part 2: UDIMMs and LRDIMMs)

Specification	DIMM type		LRDIMM	
	UDIMM			
Rank	Dual rank		Quad rank	
Rated speed	1333 MHz		1333 MHz	
Rated voltage	1.35 V		1.35 V	
Operating voltage	1.35 V	1.5 V	1.35 V	1.5 V
Max quantity*	12	12	12	12
Largest DIMM	4 GB	4 GB	32 GB	32 GB
Max memory capacity	48 GB	48 GB	384 GB	384 GB
Max memory at rated speed	24 GB	24 GB	NS**	192 GB
<b>Maximum operating speed (MHz)</b>				
1 DIMM per channel	1333 MHz	1333 MHz	1066 MHz	1333 MHz
2 DIMMs per channel	1066 MHz	1066 MHz	800 MHz	1066 MHz

\* Maximum quantity supported is shown for two processors installed. When one processor is installed, the maximum quantity supported is a half of what is shown.

\*\* Rated speed is not supported. Memory DIMMs always operate at speeds lower than rated.

The following table lists memory options available for the x3530 M4 (E5-2400) server.

Table 6. Memory options

Part number	Feature code	Description	Maximum supported	Standard models where used
<b>UDIMMs</b>				
49Y1404	8648	4GB (1x4GB, 2Rx8, 1.35V) PC3L-10600 CL9 ECC 1333MHz LP UDIMM	12 (6 per processor)	-
<b>RDIMMs</b>				
49Y1405	8940	2GB (1x2GB, 1Rx8, 1.35V) PC3L-10600 CL9 ECC DDR3 1333MHz LP RDIMM	12 (6 per processor)	-
49Y1406	8941	4GB (1x4GB, 1Rx4, 1.35V) PC3L-10600 CL9 ECC DDR3 1333MHz LP RDIMM	12 (6 per processor)	A2x, B2x, C2x, D2x, F2x, G2x, J2x
49Y1559	A28Z	4GB (1x4GB, 1Rx4, 1.5V) PC3-12800 CL11 ECC DDR3 1600MHz LP RDIMM	12 (6 per processor)	-
49Y1407	8942	4GB (1x4GB, 2Rx8, 1.35V) PC3L-10600 CL9 ECC DDR3 1333MHz LP RDIMM	12 (6 per processor)	-
90Y3178	A24L	4GB (1x4GB, 2Rx8, 1.5V) PC3-12800 CL11 ECC DDR3 1600MHz LP RDIMM	12 (6 per processor)	-
49Y1397	8923	8GB (1x8GB, 2Rx4, 1.35V) PC3L-10600 CL9 ECC 1333MHz LP RDIMM	12 (6 per processor)	H2x
90Y3109	A292	8GB (1x8GB, 2Rx4, 1.5V) PC3-12800 CL11 ECC DDR3 1600MHz LP RDIMM	12 (6 per processor)	-
49Y1399	A14E	8GB (1x8GB, 4Rx8, 1.35V) PC3L-8500 CL7 ECC DDR3 1066MHz LP RDIMM	12 (6 per processor)	-
49Y1563	A1QT	16GB (1x16GB, 2Rx4, 1.35V) PC3L-10600 CL9 ECC DDR3 1333MHz LP RDIMM	12 (6 per processor)	-
<b>LRDIMMs</b>				
90Y3105	A291	32GB (1x32GB, 4Rx4, 1.35V) PC3L-10600 CL9 ECC DDR3 1333MHz LP LRDIMM	12 (6 per processor)	-

## Internal storage

System x3530 M4 server supports the following internal storage configurations:

- Four 2.5-inch Slim-SFF SAS/SATA hot-swap drive bays
- Eight 2.5-inch Slim-SFF SAS/SATA hot-swap drive bays
- Eight 2.5-inch SAS/SATA simple-swap drive bays
- Four 3.5-inch SAS/SATA hot-swap drive bays
- Four 3.5-inch SATA simple-swap drive bays

Figure 6 shows the last three of these configurations.



Figure 7. Internal drive configurations

Standard models ship with four 2.5-inch SFF SAS/SATA hot-swap, eight 2.5-inch SAS/SATA simple-swap, four 3.5-inch SAS/SATA hot-swap, or four 3.5-inch SATA simple-swap drive bays. The following table shows the internal storage expansion options available for the x3530 M4 server (models with 2.5-inch simple-swap drive bays and 3.5-inch drive bays are not expandable).

Table 7. Internal storage expansion options

Part number	Feature code	Description	Maximum supported
94Y6386	A215	4 x 2.5" Hot-Swap SAS upgrade assembling kit	1
00D4487	A2TG	HS SAS assembling kit for ServeRAID M1100/M5100 upgrade	1
00D4488	A34G	SATA assembling kit for ServeRAID C105 upgrade	1

Options 94Y6386 (backplane and bracket) and 00D4487 (cable) are used together to upgrade standard (see Table 2) or custom (CTO or special bid) models with four 2.5-inch SFF hot-swap drive bays and hardware RAID (H1110, M1115, or M5110) to eight 2.5-inch SFF hot-swap drive bays. If H1110 has been installed in custom model, it must be replaced with M1115 or M5110.

Options 94Y6386 (backplane and bracket) and 00D4488 (cable) are used together to upgrade custom (CTO or special bid) models with four 2.5-inch SFF hot-swap drive bays and software RAID (C105) to eight 2.5-inch SFF hot-swap drive bays. In addition, an 8-pack SATA Enabler (90Y4349) Feature-on-Demand (FoD) upgrade is required for ServeRAID C105 to support eight HDDs.

An optical drive can be installed internally in models with 2.5-inch hot-swap or simple-swap drive bays (no optical drive support in models with 3.5-inch drive bays).

## Controllers for internal storage

The following table lists the RAID controllers and the additional options used for the internal disk storage of the x3530 M4 server.

Table 8. RAID controllers for internal storage

Part number	Feature code	Description	Maximum supported	Models where used
<b>Controllers</b>				
None#	A2VA	ServeRAID C105 for System x	1	A2x, C2x
81Y4492	A1XL	ServeRAID H1110 SAS/SATA Controller for System x	1	B2x
81Y4448	A1MZ	ServeRAID M1115 SAS/SATA Controller for System x	1	D2x
81Y4481	A347	ServeRAID M5110 SAS/SATA Controller for System x	1	F2x, G2x, H2x, J2x
46M0912	3876	6Gb Performance Optimized HBA	1	-
<b>Features on Demand upgrades</b>				
90Y4349§	A2V7	8-pack SATA Enabler for System x	1	-
81Y4542	A1X1	ServeRAID M1100 Series Zero Cache/RAID 5 Upgrade	1	-
81Y4544	A1X2	ServeRAID M5100 Series Zero Cache/RAID 5 Upgrade	1	-
81Y4546	A1X3	ServeRAID M5100 Series RAID 6 Upgrade for System x	1†	-
90Y4273	A2MC	ServeRAID M5100 Series Performance Accelerator for System x	1	-
90Y4318	A2MD	ServeRAID M5100 Series SSD Caching Enabler for System x	1	-
<b>Hardware upgrades</b>				
81Y4484	A1J3	ServeRAID M5100 Series 512MB Cache/RAID 5 Upgrade	1	G2x
81Y4487	A1J4	ServeRAID M5100 Series 512MB Flash/RAID 5 Upgrade	1	-
81Y4559	A1WY	ServeRAID M5100 Series 1GB Flash/RAID 5 Upgrade	1	F2x, H2x, J2x
81Y4508	A22E	ServeRAID M5100 Series Battery Kit for System x	1*	-

# The ServeRAID C105 is an onboard software RAID controller.

§ An FoD upgrade for ServeRAID C105 that supports eight SATA HDDs.

\* The ServeRAID M5100 Series Battery Kit (81Y4508) is supported only with ServeRAID M5100 Series 512MB Cache/RAID 5 Upgrade (81Y4484).

† The ServeRAID M5100 Series RAID 6 Upgrade (81Y4546) requires RAID 5 Upgrade with caches (81Y4484, 81Y4487, or 81Y4559).

The hardware RAID adapter is installed into a dedicated PCIe slot (slot 3) supplied by Riser 2 (94Y6385). See Table 11 (PCI riser card options) for more details.

The following table lists drive types and internal drive bay configurations supported by the RAID controllers (SAS HDDs include both SAS and NL SAS HDDs, and SATA HDDs include both SATA and NL SATA HDDs).

Table 9. Drive types and internal drive bay configurations supported by the RAID controllers



RAID controller	Drive type	4x 2.5-in. hot-swap	8x 2.5-in. hot-swap	8x 2.5-in. simple-swap	4x 3.5-in. hot-swap	4x 3.5-in. simple-swap
ServeRAID C105	SAS HDD	No support	No support	No support	No support	No support
	SATA HDD	Yes	Yes*	Yes*	Yes	Yes
	SATA SSD	No support	No support	No support	No support	No support
ServeRAID H1110	SAS HDD	Yes	No support	No support	Yes	Yes
	SATA HDD	Yes	No support	No support	Yes	Yes
	SATA SSD	Yes	No support	No support	No support	No support
ServeRAID M1115	SAS HDD	Yes	Yes	Yes	Yes	Yes
	SATA HDD	Yes	Yes	Yes	Yes	Yes
	SATA SSD	Yes	Yes	Yes	No support	No support
ServeRAID M5110	SAS HDD	Yes	Yes	Yes	Yes	No support
	SATA HDD	Yes	Yes	Yes	Yes	No support
	SATA SSD	Yes	Yes	Yes	No support	No support
6Gb Performance Optimized HBA	SAS HDD	Yes	Yes	Yes	Yes	Yes
	SATA HDD	Yes	Yes	Yes	Yes	Yes
	SATA SSD	Yes	Yes	Yes	No support	No support

\* Requires an FoD upgrade for ServeRAID C105 that supports eight SATA HDDs (8-pack SATA Enabler, part number 90Y4349).

The ServeRAID C105 onboard controller has the following specifications:

- Supports up to eight (up to four standard, with an additional four with optional 8-pack enabler, 90Y4349) SATA HDDs (SAS not supported)
- Supports hot-swap and simple-swap drives
- Support for RAID 0 and RAID 1 (non-RAID is not supported.)
- Up to 3 Gbps throughput per port
- Support for up to two volumes
- Support for virtual drive sizes greater than 2 TB
- Fixed stripe unit size of 64 KB
- Support for MegaRAID Storage Manager management software

The ServeRAID H1110 adapter has the following specifications:

- Four internal 6 Gbps SAS/SATA ports
- One x4 mini-SAS internal connector (SFF-8087)
- Up to 6 Gbps throughput per port
- Based on the LSI SAS2004 6 Gbps RAID on Chip (ROC) controller
- PCIe 2.0 x4 host interface
- Supports RAID 0, 1, 1E, and 10
- Connects to up to four SAS or SATA drives (SAS expanders are not supported.)

The ServeRAID M1115 SAS/SATA Controller has the following specifications:

- Eight internal 6 Gbps SAS/SATA ports

- Two x4 mini-SAS internal connectors (SFF-8087)
- Supports connections to SAS/SATA drives and SAS Expanders
- Supports RAID levels 0, 1, and 10
- Supports RAID levels 5 and 50 with optional M1100 Series RAID 5 upgrades
- Up to 6 Gbps throughput per port
- PCIe 2.0 x8 host interface
- Based on the LSI SAS2008 6 Gbps ROC controller

The ServeRAID M5110 SAS/SATA Controller has the following specifications:

- Eight internal 6 Gbps SAS/SATA ports
- Two x4 mini-SAS internal connectors (SFF-8087)
- Supports connections to SAS/SATA drives and SAS Expanders
- Supports RAID levels 0, 1, and 10
- Supports RAID levels 5 and 50 with optional M5100 Series RAID 5 upgrades
- Supports RAID 6 and 60 with the optional M5100 Series RAID 6 Upgrade
- Supports 512 MB battery-backed cache or 512 MB or 1 GB flash-backed cache
- Support for SSD performance optimization with the optional M5100 Series Performance Accelerator and SSD Caching Enabler
- Up to 6 Gbps throughput per port
- PCIe 3.0 x8 host interface
- Based on the LSI SAS2208 6 Gbps ROC controller

The 6Gb Performance Optimized HBA has the following specifications:

- Eight internal 6 Gbps SAS/SATA ports
- Two x4 mini-SAS internal connectors (SFF-8087)
- Supports connections to SAS/SATA HDDs and SATA SSDs
- Optimized for SSD performance
- No RAID support
- Up to 6 Gbps throughput per port
- PCIe 2.0 x8 host interface
- Based on the LSI SAS2008 6 Gbps ROC controller

For more information, see the list of Lenovo Press Product Guides in the RAID adapters category:  
<http://lenovopress.com/systemx/raid>

## Internal drive options

The following table lists hard drive options for the internal disk storage of the x3530 M4 server.

Table 10. Drive options for internal storage

Part number	Feature code	Description	Maximum supported
<b>2.5-inch NL SAS Hot-Swap HDDs</b>			
90Y8953	A2XE	500GB 7.2K 6Gbps NL SAS 2.5" SFF G2HS HDD	8
81Y9690	A1P3	1TB 7.2K 6Gbps NL SAS 2.5" SFF HS HDD	8
<b>2.5-inch NL SATA Hot-Swap HDDs</b>			
81Y9722	A1NX	250GB 7.2K 6Gbps NL SATA 2.5" SFF HS HDD	8
81Y9726	A1NZ	500GB 7.2K 6Gbps NL SATA 2.5" SFF HS HDD	8
81Y9730	A1AV	1TB 7.2K 6Gbps NL SATA 2.5" SFF HS HDD	8
<b>2.5-inch NL SATA Simple-Swap HDDs</b>			
81Y9734	A1NY	250GB 7.2K 6Gbps NL SATA 2.5" SFF SS HDD	8
81Y9738	A1P0	500GB 7.2K 6Gbps NL SATA 2.5" SFF SS HDD	8
81Y9742	A1P2	1TB 7.2K 6Gbps NL SATA 2.5" SFF SS HDD	8
<b>2.5-inch SAS Hot-Swap HDDs</b>			
90Y8926	A2XB	146GB 15K 6Gbps SAS 2.5" SFF G2HS HDD	8
81Y9670	A283	300GB 15K 6Gbps SAS 2.5" SFF HS HDD	8
90Y8877	A2XC	300GB 10K 6Gbps SAS 2.5" SFF G2HS HDD	8
90Y8872	A2XD	600GB 10K 6Gbps SAS 2.5" SFF G2HS HDD	8
81Y9650	A282	900GB 10K 6Gbps SAS 2.5" SFF HS HDD	8
00AD075	A48S	1.2TB 10K 6Gbps SAS 2.5" G2HS HDD	8
<b>2.5-inch SAS Hot-Swap Self-encrypting drives (SEDs)</b>			
90Y8944	A2ZK	146GB 15K 6Gbps SAS 2.5" SFF G2HS SED	8
90Y8913	A2XF	300GB 10K 6Gbps SAS 2.5" SFF G2HS SED	8
90Y8908	A3EF	600GB 10K 6Gbps SAS 2.5" SFF G2HS SED	8
00AD085	A48T	1.2TB 10K 6Gbps SAS 2.5" G2HS SED	8
<b>2.5-inch SAS Hybrid HDDs</b>			
00AJ236	A4VD	300GB 15K 6Gbps SAS 2.5" G2HS Hybrid	8
00AJ246	A4VF	600GB 15K 6Gbps SAS 2.5" G2HS Hybrid	8
00AJ300	A4VB	600GB 15K 6Gbps SAS 2.5" G2HS HDD	8
00AD102	A4G7	600GB 10K 6Gbps SAS 2.5" G2HS Hybrid	8
00AD107	A4G8	600GB 10K 6Gbps SAS 2.5" G2SS Hybrid	8

2.5-inch SAS Simple-Swap HDDs			
90Y8935	A2ZG	146GB 15K 6Gbps SAS 2.5" SFF G2SS HDD	8
90Y8895	A2ZH	300GB 10K 6Gbps SAS 2.5" SFF G2SS HDD	8
81Y9674	A24J	300GB 15K 6Gbps SAS 2.5" SFF SS HDD	8
90Y8890	A2ZJ	600GB 10K 6Gbps SAS 2.5" SFF G2SS HDD	8
81Y9654	A24H	900GB 10K 6Gbps SAS 2.5" SFF SS HDD	8
00AD080	A4CG	1.2TB 10K 6Gbps SAS 2.5" SS HDD	8
2.5-inch SATA Hot-swap Entry SSDs			
00FN298	AS0D	240GB SATA 2.5" MLC HS Entry SSD	8
00FN327	AS0E	480GB SATA 2.5" MLC HS Entry SSD	8
00FN332	AS0F	960GB SATA 2.5" MLC HS Entry SSD	8
2.5-inch SATA Hot-Swap Enterprise SSDs			
41Y8331	A4FL	S3700 200GB SATA 2.5" MLC HS Enterprise SSD	8
41Y8336	A4FN	S3700 400GB SATA 2.5" MLC HS Enterprise SSD	8
41Y8341	A4FQ	S3700 800GB SATA 2.5" MLC HS Enterprise SSD	8
2.5-inch SATA Hot-Swap Enterprise Value SSDs			
90Y8648	A2U4	128GB SATA 2.5" MLC HS Enterprise Value SSD	8
49Y5844	A3AU	512GB SATA 2.5" MLC HS Enterprise Value SSD	8
00AJ355	A56Z	120GB SATA 2.5" MLC HS Enterprise Value SSD	8
00AJ360	A570	240GB SATA 2.5" MLC HS Enterprise Value SSD	8
00AJ365	A571	480GB SATA 2.5" MLC HS Enterprise Value SSD	8
00AJ370	A572	800GB SATA 2.5" MLC HS Enterprise Value SSD	8
00AJ000	A4KM	S3500 120GB SATA 2.5" MLC HS Enterprise Value SSD	8
00AJ005	A4KN	S3500 240GB SATA 2.5" MLC HS Enterprise Value SSD	8
00AJ010	A4KP	S3500 480GB SATA 2.5" MLC HS Enterprise Value SSD	8
00AJ015	A4KQ	S3500 800GB SATA 2.5" MLC HS Enterprise Value SSD	8
00FN268	A5U4	S3500 1.6TB SATA 2.5" MLC HS Enterprise Value SSD	8
2.5-inch SAS Hot-Swap SSDs			
49Y6129	A3EW	200GB SAS 2.5" MLC HS Enterprise SSD	8
49Y6134	A3EY	400GB SAS 2.5" MLC HS Enterprise SSD	8
49Y6139	A3F0	800GB SAS 2.5" MLC HS Enterprise SSD	8
49Y6195	A4GH	1.6TB SAS 2.5" MLC HS Enterprise SSD	8

2.5-inch SATA Simple-Swap Enterprise SSDs			
00W1130	A3HS	100GB SATA 2.5" MLC SS Enterprise SSD	8
41Y8351	A4FM	S3700 200GB SATA 2.5" MLC SS Enterprise SSD	8
41Y8356	A4FP	S3700 400GB SATA 2.5" MLC SS Enterprise SSD	8
41Y8361	A4FR	S3700 800GB SATA 2.5" MLC SS Enterprise SSD	8
49Y5849	A3AT	64GB SATA 2.5" MLC SS Enterprise Value SSD	8
49Y5854	A3AV	512GB SATA 2.5" MLC SS Enterprise Value SSD	8
2.5-inch SAS Simple-Swap Enterprise SSDs			
49Y6144	A3EX	200GB SAS 2.5" MLC SS Enterprise SSD	8
49Y6149	A3EZ	400GB SAS 2.5" MLC SS Enterprise SSD	8
49Y6154	A3F1	800GB SAS 2.5" MLC SS Enterprise SSD	8
49Y6200	A4GJ	1.6TB SAS 2.5" MLC SS Enterprise SSD	8
2.5-inch SATA Simple-Swap Enterprise Value SSDs			
90Y8663	A2UC	256GB SATA 2.5" MLC SS Enterprise Value SSD	8
90Y8668	A2UB	128GB SATA 2.5" MLC SS Enterprise Value SSD	8
00AJ375	A573	120GB SATA 2.5" MLC SS Enterprise Value SSD	8
00AJ380	A574	240GB SATA 2.5" MLC SS Enterprise Value SSD	8
00AJ385	A575	480GB SATA 2.5" MLC SS Enterprise Value SSD	8
00AJ390	A576	800GB SATA 2.5" MLC SS Enterprise Value SSD	8
00AJ020	A4KR	S3500 120GB SATA 2.5" MLC SS Enterprise Value SSD	8
00AJ025	A4KS	S3500 240GB SATA 2.5" MLC SS Enterprise Value SSD	8
00AJ030	A4KT	S3500 480GB SATA 2.5" MLC SS Enterprise Value SSD	8
00AJ035	A4KU	S3500 800GB SATA 2.5" MLC SS Enterprise Value SSD	8
00FN273	A5U5	S3500 1.6TB SATA 2.5" MLC SS Enterprise Value SSD	8
3.5-inch NL SAS Hot-Swap HDDs			
00ML203	AS76	2TB 7.2K 6Gbps NL SAS 3.5" G2HS 512e HDD	4
00ML208	AS77	4TB 7.2K 6Gbps NL SAS 3.5" G2HS 512e HDD	4
00ML213	AS78	6TB 7.2K 6Gbps NL SAS 3.5" G2HS 512e HDD	4
90Y8567	A26M	1TB 7.2K 6Gbps NL SAS 3.5" G2HS HDD	4
90Y8572	A2U0	2TB 7.2K 6Gbps NL SAS 3.5" G2HS HDD	4
90Y8577	A2R2	3TB 7.2K 6Gbps NL SAS 3.5" G2HS HDD	4
49Y6210	A4AF	4TB 7.2K 6Gbps NL SAS 3.5" G2HS HDD	4

3.5-inch SAS Hot-Swap HDDs			
49Y6092	A3DV	300GB 15K 6Gbps SAS 3.5" G2HS HDD	4
49Y6097	A3DW	450GB 15K 6Gbps SAS 3.5" G2HS HDD	4
49Y6102	A3DX	600GB 15K 6Gbps SAS 3.5" G2HS HDD	4
3.5-inch NL SATA Hot-Swap HDDs			
00FN113	A5VD	2TB 7.2K 6Gbps NL SATA 3.5" G2HS 512e HDD	4
00FN128	A5VF	3TB 7.2K 6Gbps NL SATA 3.5" G2HS 512e HDD	4
00FN143	A5VH	4TB 7.2K 6Gbps NL SATA 3.5" G2HS 512e HDD	4
00FN158	A5VK	5TB 7.2K 6Gbps NL SATA 3.5" G2HS 512e HDD	4
00FN173	A5VM	6TB 7.2K 6Gbps NL SATA 3.5" G2HS 512e HDD	4
81Y9786	A22Y	500GB 7.2K 6Gbps NL SATA 3.5" G2HS HDD	4
81Y9790	A22P	1TB 7.2K 6Gbps NL SATA 3.5" G2HS HDD	4
81Y9794	A22T	2TB 7.2K 6Gbps NL SATA 3.5" G2HS HDD	4
81Y9798	A22S	3TB 7.2K 6Gbps NL SATA 3.5" G2HS HDD	4
49Y6002	A3W9	4TB 7.2K 6Gbps NL SATA 3.5" G2HS HDD	4
3.5-inch NL SATA Simple-Swap HDDs			
00FN118	A5VE	2TB 7.2K 6Gbps NL SATA 3.5" G2SS 512e HDD	4
00FN133	A5VG	3TB 7.2K 6Gbps NL SATA 3.5" G2SS 512e HDD	4
00FN148	A5VJ	4TB 7.2K 6Gbps NL SATA 3.5" G2SS 512e HDD	4
00FN163	A5VL	5TB 7.2K 6Gbps NL SATA 3.5" G2SS 512e HDD	4
00FN178	A5VN	6TB 7.2K 6Gbps NL SATA 3.5" G2SS 512e HDD	4
81Y9802	A22U	500GB 7.2K 6Gbps NL SATA 3.5" G2SS HDD	4
81Y9806	A22X	1TB 7.2K 6Gbps NL SATA 3.5" G2SS HDD	4
81Y9810	A22W	2TB 7.2K 6Gbps NL SATA 3.5" G2SS HDD	4
81Y9814	A22V	3TB 7.2K 6Gbps NL SATA 3.5" G2SS HDD	4
49Y6012	A3WA	4TB 7.2K 6Gbps NL SATA 3.5" G2SS HDD	4
3.5-inch NL SAS Hot-Swap Self-encrypting drives (SEDs)			
00ML218	AS79	2TB 7.2K 6Gbps NL SAS 3.5" G2HS 512e SED	4
00ML223	AS7A	4TB 7.2K 6Gbps NL SAS 3.5" G2HS 512e SED	4
00ML228	AS7B	6TB 7.2K 6Gbps NL SAS 3.5" G2HS 512e SED	4
00W1533	A4AH	2TB 7.2K 6Gbps NL SAS 3.5" G2HS SED	4
00W1543	A4AJ	4TB 7.2K 6Gbps NL SAS 3.5" G2HS SED	4

## Internal backup units

The server does not support internal tape drive options or other internal backup units. However, it can be attached to the external tape drives using SAS or Fibre Channel connectivity (see Table 28).

## Optical drives

The server supports the optical drive options listed in the following table. Server models with 3.5-inch HDDs do not support an internal optical drive.

Table 11. Optical drives

Part number	Feature code	Description	Maximum supported	Standard models where used
46M0901	4161	UltraSlim Enhanced SATA DVD-ROM	1	-
46M0902	4163	UltraSlim Enhanced SATA Multi-Burner	1	-

UltraSlim Enhanced SATA DVD-ROM (part number 46M0901) supports the following media and speeds for reading:

- CD-ROM 24X
- CD-R 24X
- CD-RW 24X
- DVD-ROM (4.7 GB) 8X
- DVD-ROM (dual layer, 8.5 GB) 8X
- DVD-R (4.7 GB) 8X
- DVD-R (dual layer, 8.5 GB) 8X
- DVD+R (4.7 GB) 8X
- DVD+R (dual layer, 8.5 GB) 8X
- DVD-RW (4.7 GB) 8X
- DVD+RW (4.7 GB) 8X
- DVD-RAM (4.7 GB) 5X

UltraSlim Enhanced SATA Multi-Burner (46M0902) supports the same media and speeds for reading as DVD-ROM (46M0901). This drive also supports the following media and speeds for writing:

- CD-R 24X
- CD-RW 24X
- DVD-R (4.7 GB) 8X
- DVD-R (dual layer, 8.5 GB) 6X
- DVD+R (4.7 GB) 8X
- DVD+R (dual layer, 8.5 GB) 6X
- DVD-RW (4.7 GB) 6X
- DVD+RW (4.7 GB) 8X
- DVD-RAM (4.7 GB) 5X

## I/O expansion options

The server supports up to three PCIe slots with different riser cards installed into two riser sockets on the system planar (one riser socket supports the installation of one riser card). The slot form factors are as follows:

- Slot 1: PCIe 3.0 x16 (x8-wired), optional PCIe 3.0 x16 (x16-wired); full-height, half-length
- Slot 2: PCIe 3.0 x16 (x8-wired); low-profile, half-length (not present if an optional x16-wired slot 1 riser is used)
- Slot 3: PCIe 3.0 x4 (dedicated slot for ServeRAID adapter); standard on hardware RAID models, optional on software RAID models

Riser 1 supplies slots 1 and 2, and riser 2 supplies slot 3. Standard models have one (00D4489 in models with ServeRAID C105) or two (00D4489 and 94Y6385 in models with hardware RAID adapters) riser cards installed.

You can replace the first riser card with a riser with one PCIe 3.0 x16 (x16-wired) slot (or configure the riser with one PCIe 3.0 x16 slot instead of the first riser card using special bid or CTO).

The following table lists the PCI riser card options.

Table 12. PCI riser card options

Part number	Feature code	Description	Maximum supported	Standard models where used
Riser 1 (supplies slots 1 and 2) options				
00D4489	A1ZA	PCIe Riser Card for slot 1 (1 x8 FH/HL + 1 x8 LP Slots)	1	A2x, C2x
00D4490	A1ZB	PCIe Riser Card 1 (1 x16 FH/HL Slot) for Graphic card	1	-
Riser 2 (supplies slot 3) options				
94Y6385	A219	Slot 2 PCI Riser Cage	1	A2x, B2x, C2x, D2x, F2x, G2x, H2x, J2x

## Network adapters

The x3530 M4 supports up to four integrated Gigabit Ethernet 1000BASE-T RJ-45 ports (two enabled standard, and two enabled optionally with the FoD upgrade).

Integrated NIC has the following features:

- An Intel I350-CM2 chip
- Up to four Gigabit Ethernet ports (two enabled standard, and two enabled optionally with the 90Y9314 FoD upgrade)
- NIC Teaming (load balancing and failover)
- Ethernet Features:
  - 1 Gb Ethernet IEEE 802.3, 802.3u, and 802.3ab PHY specifications compliant
  - Integrated PHY for 10/100/1000 Mbps for multispeed, full, and half-duplex auto-negotiation
  - IEEE 802.3x and 802.3z compliant flow control support with software-controllable Rx thresholds and Tx pause frames
  - Automatic cross-over detection function (MDI/MDI-X)
  - IEEE 1588 protocol and 802.1AS implementation



- IEEE802.3az - Energy Efficient Ethernet (EEE)
- Full wake up support
  - Advanced Power Management (APM) support
  - Advanced Configuration and Power Interface (ACPI) specification v2.0c
  - Magic packet wake-up enable
- I/O Virtualization Features:
  - Eight transmit (Tx) and receive (Rx) queue pairs per port
  - Flexible port partitioning: 32 virtual functions (VF) with four ports or 16 VFs with two ports
  - Rx/Tx round-robin scheduling
  - Traffic isolation and traffic steering
  - Virtual machine (VM) to VM packet forwarding (packet loopback)
  - MAC and VLAN anti-spoofing
  - Malicious driver detection
  - Storm control
  - Per-pool statistics, off loads, and jumbo support
  - Independent Function Level Reset (FLR) for physical and virtual functions
  - IEEE 802.1q Virtual Local Area Network (VLAN) support with VLAN tag insertion, stripping, and packet filtering for up to 4096 VLAN tags
  - IEEE 802.1q advanced packet filtering
  - Mirroring rules
  - Support for simple VEPA
  - VF promiscuous modes
- Stateless offload and performance features:
  - TCP/UDP, IPv4 checksum offloads (Rx/ Tx/Large-send); extended Tx descriptors
  - IPv6 support for IP/TCP and IP/UDP receive checksum offload
  - Tx TCP segmentation offload (IPv4, IPv6)
  - Transmit Segmentation Offloading (TSO)
  - Interrupt throttling control
  - Legacy and Message Signal Interrupt (MSI)
  - Message Signal Interrupt Extension (MSI-X)
  - Receive Side Scaling (RSS) for Windows
  - Scalable I/O for Linux environments (IPv4, IPv6, TCP/UDP)
  - Support for packets up to 9.5 KB (jumbo frames)

The following table lists additional supported network adapters.

Table 13. Network adapters

Part number	Feature code	Description	Maximum supported
40 Gb Ethernet / FDR InfiniBand			
00D9550	A3PN	Mellanox ConnectX-3 FDR VPI IB/E Adapter for System x	2
10 Gb Ethernet			
44T1370	A5GZ	Broadcom NetXtreme 2x10GbE BaseT Adapter	2
94Y5180	A4Z6	Broadcom NetXtreme Dual Port 10GbE SFP+ Adapter	2*
49Y7910	A18Y	Broadcom NetXtreme II Dual Port 10GBaseT Adapter	2
00JY820	A5UT	Emulex VFA5 2x10 GbE SFP+ PCIe Adapter for System x	2*
00JY830	A5UU	Emulex VFA5 2x10 GbE SFP+ Adapter and FCoE/iSCSI SW	2*
None*	AS3M	Emulex VFA5 2x10 GbE SFP+ Integrated Adapter for System x	1*
00JY824	A5UV	Emulex VFA5 FCoE/iSCSI SW for PCIe Adapter (FoD) (FoD license for 00JY820 or feature AS3M; included with 00JY830)	2
95Y3762	A2U1	Emulex Dual Port 10GbE SFP+ VFA III for System x	2*
49Y7960	A2EC	Intel X520 Dual Port 10GbE SFP+ Adapter for System x	2*
49Y7970	A2ED	Intel X540-T2 Dual Port 10GBaseT Adapter for System x	2
81Y3520	AS73	Intel X710 2x10GbE SFP+ Adapter for System x	2*
00D9690	A3PM	Mellanox ConnectX-3 10 GbE Adapter for System x	2*
90Y4600	A3MR	Qlogic 8200 Dual Port 10GbE SFP+ VFA for System x	2*
00Y5624	A3MT	QLogic 8200 VFA FCoE/iSCSI License for System x (FoD) One FCoE/iSCSI license per 90Y4600.	2
47C9952	A47H	Solarflare SFN5162F 2x10GbE SFP+ Performant Adapter	2*
47C9960	A47J	Solarflare SFN6122F 2x10GbE SFP+ Onload Adapter	2*
Integrated NIC upgrades			
90Y9314	A2GT	Intel I-350 Embedded Dual Port GbE Activation for System x (FoD)	1

Gigabit Ethernet			
42C1780	2995	Broadcom NetXtreme 2xGbE BaseT Adapter for System x	2
90Y9370	A2V4	Broadcom NetXtreme I Dual Port GbE Adapter for System x	2
90Y9352	A2V3	Broadcom NetXtreme I Quad Port GbE Adapter for System x	2
00AG500	A56K	Intel I350-F1 1xGbE Fiber Adapter for System x	2
00AG510	A56L	Intel I350-T2 2xGbE BaseT Adapter for System x	2
00AG520	A56M	Intel I350-T4 4xGbE BaseT Adapter for System x	2
49Y4230	5767	Intel Ethernet Dual Port Server Adapter I340-T2 for System x	2
49Y4240	5768	Intel Ethernet Quad Port Server Adapter I340-T4 for System x	2
42C1750	2975	PRO/1000 PF Server Adapter	2

\* These adapters require SFP+ optical transceivers or DAC cables that must be purchased separately.

For more information, see the list of Product Guides in the Ethernet and IB adapters category:  
<http://lenovopress.com/systemx/networkadapters>

## Storage host bus adapters

The following table lists storage HBAs supported by the x3530 M4 server.

Table 14. Storage adapters

Part number	Feature code	Description	Maximum supported
<b>Fibre Channel - 16 Gb</b>			
81Y1675	A2XV	Brocade 16Gb FC Dual-port HBA for System x	2
81Y1668	A2XU	Brocade 16Gb FC Single-port HBA for System x	2
81Y1662	A2W6	Emulex 16Gb FC Dual-port HBA for System x	2
81Y1655	A2W5	Emulex 16Gb FC Single-port HBA for System x	2
00Y3337	A3KW	QLogic 16Gb FC Single-port HBA for System x	2
00Y3341	A3KX	QLogic 16Gb FC Dual-port HBA for System x	2
<b>Fibre Channel - 8 Gb</b>			
46M6050	3591	Brocade 8Gb FC Dual-port HBA for System x	2
46M6049	3589	Brocade 8Gb FC Single-port HBA for System x	2
42D0494	3581	Emulex 8Gb FC Dual-port HBA for System x	2
42D0485	3580	Emulex 8Gb FC Single-port HBA for System x	2
42D0510	3579	QLogic 8Gb FC Dual-port HBA for System x	2
42D0501	3578	QLogic 8Gb FC Single-port HBA for System x	2
<b>Fibre Channel - 4 Gb</b>			
59Y1993	3886	Brocade 4Gb FC Dual-port HBA for System x	2
59Y1987	3885	Brocade 4Gb FC Single-port HBA for System x	2
42C2069	1698	Emulex 4Gb FC Single-Port PCI-E HBA for System x	2
42C2071	1699	Emulex 4Gb FC Dual-Port PCI-E HBA for System x	2
39R6525	3567	Qlogic 4Gb FC Single-Port PCIe HBA for System x	2
39R6527	3568	Qlogic 4Gb FC Dual-Port PCIe HBA for System x	2
<b>SAS</b>			
46M0907	5982	6Gb SAS HBA	2

For more information, see the list of Product Guides in the Host bus adapters category:

<http://lenovopress.com/systemx/hba>

## PCIe SSD adapters

The server supports the High IOPS SSD adapters listed in the following table.

Table 15. SSD adapters

Part number	Feature code	Description	Maximum supported
46C9078	A3J3	365GB High IOPS MLC Mono Adapter	2
46C9081	A3J4	785GB High IOPS MLC Mono Adapter	2
90Y4377	A3DY	1.2TB High IOPS MLC Mono Adapter	2

## GPU adapters

The server supports graphics processing units (GPUs) provided riser card 00D4490 is installed. The following table lists the supported GPUs.

Table 16. GPU adapters

Part number	Feature code	Description	Maximum supported
None*	A3WH	NVIDIA Quadro K600	1
None*	A13K	NVIDIA Quadro 600	1

\* This adapter can only be ordered through CTO or special bid.

The use of GPU adapters requires installation of one or two 675 W power supplies. 460 W power supplies are not supported. If the NVIDIA Quadro is installed, the maximum memory that can be installed is 128GB.

## Power supplies

The server supports one 460 W AC fixed power supply or up to two redundant 460 W or 675 W HE hot-swap power supplies. These power supplies are 80 PLUS certified. The server also supports up to two redundant hot-swap 675 W -48 V DC power supplies. Standard models come either with one fixed or one hot-swap power supply (model dependent). The following table lists the power supplies. An AC hot-swap power supply option ships standard with one 2.8m, 10A/100-250V, C13 to IEC 320-C14 rack power cable.

Table 17. Power supplies

Part number	Feature code	Description	Maximum supported	Standard models where used
None*	A223	460W Fixed Power Supply	1	A2x, B2x, C2x
00D4412	A2ZR	675W Power Supply - HE (Redundant)	2	G2x, H2x
00J6451	A3KV	675W -48V Redundant DC PSU	2	-
00D4413	A2ZS	460W Power Supply (Redundant)	2	D2x, F2x, J2x

\* Fixed power supply comes either with standard or custom (special bid or CTO) models.

## Integrated virtualization

The server supports VMware ESXi installed on a USB memory key. The key is installed in a USB socket inside the server. The following table lists the virtualization options.

Table 18. Virtualization options

Part number	Feature code	Description	Maximum supported
41Y8298	A2G0	Blank USB Memory Key for VMware ESXi Downloads	1
41Y8300	A2VC	USB Memory Key for VMware ESXi 5.0	1
41Y8311	A2R3	USB Memory Key for VMware ESXi 5.1	1
41Y8382	A4WZ	USB Memory Key for VMware ESXi 5.1 Update 1	1
41Y8385	A584	USB Memory Key for VMware ESXi 5.5	1

## Remote management

The server contains Integrated Management Module II (IMM2), which provides advanced service-processor control, monitoring, and an alerting function. If an environmental condition exceeds a threshold or if a system component fails, the IMM2 lights LEDs to help you diagnose the problem, records the error in the event log, and alerts you to the problem. Optionally, the IMM2 also provides a virtual presence capability for remote server management capabilities.

The IMM2 provides remote server management through industry-standard interfaces:

- Intelligent Platform Management Interface (IPMI) Version 2.0
- Simple Network Management Protocol (SNMP) Version 3
- Common Information Model (CIM)
- Web browser

The optional Integrated Management Module Advanced Upgrade is required to enable the remote presence and blue-screen capture features. The remote presence feature provides the following functions:

- Remotely viewing video with graphics resolutions up to 1600x1200 at 75 Hz with up to 23 bits per pixel, regardless of the system state
- Remotely accessing the server using the keyboard and mouse from a remote client
- Mapping the CD or DVD drive, diskette drive, and USB flash drive on a remote client, and mapping ISO and diskette image files as virtual drives that are available for use by the server
- Uploading a diskette image to the IMM memory and mapping it to the server as a virtual drive

The blue-screen capture feature captures the video display contents before the IMM restarts the server when the IMM detects an operating system hang condition. A system administrator can use the blue-screen capture to assist in determining the cause of the hang condition. The following table lists the remote management option.

Table 19. Remote management option

Part number	Feature code	Description	Maximum supported
90Y3901	A1ML	Integrated Management Module Advanced Upgrade	1

In the default UEFI configuration, Ethernet port 2 is configured to be dedicated to remote access to the IMM2. If preferred, you can change the UEFI setting so that remote access to the IMM2 is via Port 1 and also accessible to the operating system. This setting is also useful if you do not have a dedicated management network. The following table shows this setting and its effect on the Ethernet ports.

**Note:** The IMM2 network must operate 100 Mbps full duplex. The IMM2 network connection does not support Gigabit Ethernet. In shared mode, the production Ethernet network on that port still operates at Gigabit speeds.

Table 20. UEFI settings for remote access to the IMM

UEFI mode	Ethernet Port 1	Ethernet Port 2	Ethernet Port 3 (optional)	Ethernet Port 4 (optional)
IMM network interface port dedicated (default)	Production Ethernet	IMM2 dedicated*	Production Ethernet	Production Ethernet
IMM network interface port shared	Shared - Production Gb Ethernet and IMM2*	Production Ethernet	Production Ethernet	Production Ethernet

\* The IMM network is limited to 100 Mbps full duplex

## Light path diagnostics panel

The light path diagnostics panel allows system engineers and administrators to easily and quickly diagnose hardware problems on System x servers. If a failure occurs, a light is illuminated on the front panel of the server (level 1 light path) to alert the systems administrator that there is a problem. The light path diagnostics panel (light path level 2) will have a light next to the LED for the failed subsystem. This light directs the engineer or administrator to the failed component, also shows an illuminated LED near it (light path level 3) (for example, the DIMM error LED on the system board).

x3530 M4 offers two variants of light path diagnostics: basic and advanced. All standard x3530 M4 models include basic functionality that provides light path levels 1 and 3. Advanced functionality is optional; it contains a pop-out panel that adds light path level 2.

The following figures show the basic (level 1) and advanced (level 2) light path levels.

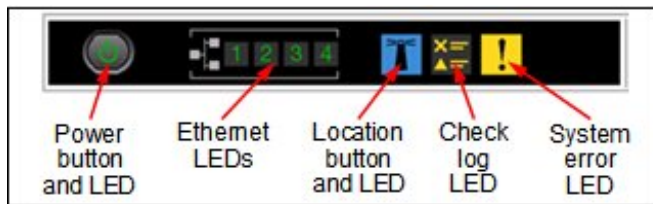


Figure 8. Basic (level 1) light path




Figure 9. Advanced (level 2) light path

The following table lists the advanced light path kit.

Table 21. Advanced light path kit

Part number	Feature code	Description	Maximum supported
90Y6533	A2U6	Lightpath Upgrade kit	1

## Supported operating systems

The server supports the following operating systems:

- Microsoft Windows Server 2012 R2
- Microsoft Windows Server 2012
- Microsoft Windows Server 2008 R2
- Microsoft Windows Server 2008, Datacenter x64 Edition
- Microsoft Windows Server 2008, Enterprise x64 Edition
- Microsoft Windows Server 2008, Standard x64 Edition
- Microsoft Windows Server 2008, Web x64 Edition
- Microsoft Windows Small Business Server 2008 Premium Edition
- Microsoft Windows Small Business Server 2008 Standard Edition
- Red Hat Enterprise Linux 5 Server Edition
- Red Hat Enterprise Linux 5 Server with Xen x64 Edition
- Red Hat Enterprise Linux 5 Server x64 Edition
- Red Hat Enterprise Linux 6 Server Edition
- Red Hat Enterprise Linux 6 Server x64 Edition
- SUSE LINUX Enterprise Server 10 for AMD64/EM64T
- SUSE LINUX Enterprise Server 10 for x86
- SUSE LINUX Enterprise Server 11 for AMD64/EM64T
- SUSE LINUX Enterprise Server 11 for x86
- SUSE LINUX Enterprise Server 11 with Xen for AMD64/EM64T
- VMware ESX 4.1
- VMware ESXi 4.1
- VMware vSphere 5 (ESXi)
- VMware vSphere 5.1 (ESXi)
- VMware vSphere 5.5 (ESXi)

For the latest information about the specific versions and service levels supported and any other prerequisites, see the ServerProven® website at:

<http://www.ibm.com/systems/info/x86servers/serverproven/compat/us/nos/matrix.shtml>

## Physical and electrical specifications

Dimensions and weight:

- Height: 43 mm (1.7 in.)
- Width: 447 mm (17.6 in.)
- Depth: 673 mm (26.5 in.)
- Weight:
  - Minimum configuration: 10.4 kg (22.9 lb).
  - Maximum configuration: 15.6 kg (34.3 lb).

Supported environment:

- Air temperature



- Server on: 5 °C - 40 °C (41.0 °F - 104 °F); altitude: 0 - 915 m (3,000 ft).
  - Server on: 5 °C - 32 °C (41.0 °F - 89.6 °F); altitude: 915 - 2,134 m (7,000 ft).
  - Server on: 5 °C - 28 °C (41.0 °F - 82.4 °F); altitude: 2,134 - 3,050 m (10,000 ft).
  - Server off: 5 °C - 45 °C (41.0 °F - 113 °F).
  - Shipment: -40 °C - 60 °C (-40 °F - 140 °F).
- Humidity
    - Server on: 8% - 85%, maximum dew point 24 °C, maximum rate of change 5 °C/hr.
    - Server off: 8% - 80%, maximum dew point 27 °C.
    - Shipment: 5% - 100%.
- Design to ASHRAE Class A3, ambient of 35 °C - 40 °C, with relaxed support
    - Supports a cloud like workload with no acceptable performance degradation (Turbo-Off).
    - Under no circumstance can any combination of worst case workload and configuration result in system shutdown or design exposure at 40 °C.
- Electrical
    - Models with 675 W hot-swap power supplies:
      - 100 - 127 (nominal) V AC; 50 Hz or 60 Hz; 7.8 A
      - 200 - 240 (nominal) V AC; 50 Hz or 60 Hz; 3.8 A
      - Input kilovolt-amperes (kVA) (approximately):
        - Minimum configuration: 0.14 kVA
        - Maximum configuration: 0.77 kVA
    - Models with 460 W hot-swap power supplies:
      - 100 - 127 (nominal) V AC; 50 Hz or 60 Hz; 5.6 A
      - 200 - 240 (nominal) V AC; 50 Hz or 60 Hz; 2.8 A
      - Input kilovolt-amperes (kVA) (approximately):
        - Minimum configuration: 0.12 kVA
        - Maximum configuration: 0.53 kVA
    - Models with 460 W fixed power supplies:
      - 100 - 127 (nominal) V AC; 50 Hz or 60 Hz; 6.0 A
      - 200 - 240 (nominal) V AC; 50 Hz or 60 Hz; 3.0 A
      - Input kilovolt-amperes (kVA) (approximately):
        - Minimum configuration: 0.13 kVA
        - Maximum configuration: 0.57 kVA
- BTU output
    - Minimum configuration: 406 Btu/hr (119 watts)
    - Maximum configuration: 2627 Btu/hr (770 watts)
- Noise level
    - 6.5 bels (operating)
    - 6.3 bels (idle)

## Warranty options

The System x3530 M4 has a three-year on-site warranty with 9x5/next business day terms. Lenovo offers the warranty service upgrades through ServicePac offerings, described in this section. ServicePac® is a series of prepackaged warranty maintenance upgrades and post-warranty maintenance agreements with a well-defined scope of services, including service hours, response time, term of service, and service agreement terms and conditions.

ServicePac offerings are country-specific, that is, each country might have its own service types, service levels, response times, and terms and conditions. Not all covered types of ServicePac offerings might be available in a particular country. For more information about ServicePac offerings available in your country, visit the ServicePac Product Selector at:

<https://www-304.ibm.com/sales/gss/download/spst/servicepac>

The following table explains warranty service definitions in more detail.

Table 22. Warranty service definitions

Term	Description
On-site repair	A service technician comes to the server's location for equipment repair.
24x7x2 hour	A service technician is scheduled to arrive at your client's location within two hours after remote problem determination is completed. We provide service around the clock, every day, including holidays.
24x7x4 hour	A service technician is scheduled to arrive at your client's location within four hours after remote problem determination is completed. We provide service around the clock, every day, including holidays.
9x5x4 hour	A service technician is scheduled to arrive at your client's location within four business hours after remote problem determination is completed. We provide service from 8:00 a.m. - 5:00 p.m. in the client's local time zone, Monday through Friday, excluding holidays. If it is after 1:00 p.m. and it is determined that onsite service is required, the client can expect the service technician to arrive the morning of the following business day. For noncritical service requests, a service technician will arrive by the end of the following business day.
9x5 next business day	A service technician is scheduled to arrive at your client's location on the business day after we receive your call, following remote problem determination. We provide service from 8:00 a.m. - 5:00 p.m. in the client's local time zone, Monday through Friday, excluding holidays.

In general, the following types of ServicePac offerings are available:

- Warranty and maintenance service upgrades:
  - One, two, three, four, or five years of 9x5 or 24x7 service coverage
  - Onsite repair from 2 or 4 hours to next business day
  - One or two years of warranty extension
- Remote technical support services:
  - One or three years with 24x7 coverage (severity 1) or 9x5/next business day for all severities
  - Installation and startup support for System x servers
  - Remote technical support for System x servers
  - Software support - Support Line:
    - Microsoft or Linux software
    - VMware
    - IBM Systems Director

## Regulatory compliance

The server conforms to the following standards:

- FCC - Verified to comply with Part 15 of the FCC Rules, Class A
- Canada ICES-003, issue 4, Class A
- UL/IEC 60950-1
- CSA C22.2 No. 60950-1
- NOM-019
- Argentina IEC60950-1
- Japan VCCI, Class A
- Australia/New Zealand AS/NZS CISPR 22, Class A
- IEC 60950-1(CB Certificate and CB Test Report)
- China CCC (GB4943), GB9254 Class A, GB17625.1
- Taiwan BSMI CNS13438, Class A; CNS14336-1
- Korea KN22, Class A; KN24
- Russia/GOST ME01, IEC-60950-1, GOST R 51318.22, GOST R 51318.24, GOST R 51317.3.2, GOST R 51317.3.3
- CE Mark (EN55022 Class A, EN60950-1, EN55024, EN61000-3-2, EN61000-3-3)
- CISPR 22, Class A
- TUV-GS (EN60950-1 /IEC60950-1, EK1-ITB2000)

## External disk storage expansion

The x3530 M4 supports attachment to external storage expansion enclosures, such as the EXP2500 series, by using the ServeRAID M5120 SAS/SATA Controller. The x3530 M4 can also be attached to supported external storage systems, such as the IBM DS3500 series, using the supported HBAs listed in Table 13.

The following table provides the ordering part numbers for the ServeRAID M5120 SAS/SATA Controller.

Table 23. Ordering part numbers and feature codes

Part number	Feature code	Description	Maximum supported
81Y4478	A1WX	ServeRAID M5120 SAS/SATA Controller for System x	2
81Y4484	A1J3	ServeRAID M5100 Series 512MB Cache/RAID 5 Upgrade for System x	2
81Y4487	A1J4	ServeRAID M5100 Series 512MB Flash/RAID 5 Upgrade for System x	2
81Y4559	A1WY	ServeRAID M5100 Series 1GB Flash/RAID 5 Upgrade for System x	2
81Y4508	A22E	ServeRAID M5100 Series Battery Kit for System x	2
81Y4546	A1X3	ServeRAID M5100 Series RAID 6 Upgrade for System x	1*
90Y4273	A2MC	ServeRAID M5100 Series SSD Performance Accelerator for System x	1*
90Y4318	A2MD	ServeRAID M5100 Series SSD Caching Enabler for System x	1*

\* One M5100 Series FoD software license is required per server.

**Important:** The ServeRAID M5120 SAS/SATA Controller ships standard without a cache. One of the available cache upgrades (81Y4484, 81Y4487, or 81Y4559) is required for the M5120 adapter operations,

and it must be purchased together with the controller.

The ServeRAID M5120 SAS/SATA Controller has the following specifications:

- Eight external 6 Gbps SAS/SATA ports
- Two external x4 mini-SAS connectors (SFF-8088)
- Supports RAID levels 0, 1, and 10
- Supports RAID levels 5 and 50 with optional M5100 Series RAID 5 upgrades
- Supports RAID 6 and 60 with the optional M5100 Series RAID 6 Upgrade
- Supports 512 MB battery-backed cache or 512 MB or 1 GB flash-backed cache
- 6 Gbps throughput per port
- PCIe 3.0 x8 host interface
- Based on the LSI SAS2208 6 Gbps ROC controller
- Supports connectivity to the EXP2512 and EXP2524 storage expansion enclosures

For more information, see the Product Guide *ServeRAID M5120 SAS/SATA Controller for System x* at: <http://lenovopress/tips0858>

The ServeRAID M5120 SAS/SATA Controller supports connectivity to the IBM external expansion enclosures listed in the following table. Up to nine expansion enclosures can be daisy-chained per one M5120 external port. For better performance, distribute expansion enclosures evenly across both M5120 ports.

Table 24. IBM external expansion enclosures

Part number	Description	Maximum quantity supported per one M5120
174712X	IBM EXP2512 Express	18
174724X	IBM EXP2524 Express	9

The external SAS cables listed in the following table support connectivity between external expansion enclosures and the ServeRAID M5120 SAS/SATA Controller.

Table 25. External SAS cables for external storage expansion enclosures

Part number	Description	Maximum quantity supported per one enclosure
39R6531	3 m SAS Cable	1
39R6529	1 m SAS Cable	1

The following table lists the drives supported by EXP2512 external expansion enclosures.

Table 26. Drive options for EXP2512 external expansion enclosures

Part number	Description	Maximum quantity supported per one enclosure
<b>3.5" NL SAS HS HDDs</b>		
49Y1903	1TB 7,200 rpm 6Gb SAS NL 3.5" HDD	12
49Y1902	2TB 7,200 rpm 6Gb SAS NL 3.5" HDD	12
90Y8720	3TB 7,200 rpm 6Gb SAS NL 3.5" HDD	12
46W0975	4TB 7,200 rpm 6Gb SAS NL 3.5" HDD	12
<b>3.5" SAS HS HDDs</b>		
49Y1899	300GB 15,000 rpm 6Gb SAS 3.5" HDD	12
49Y1900	450GB 15,000 rpm 6Gb SAS 3.5" HDD	12
49Y1901	600GB 15,000 rpm 6Gb SAS 3.5" HDD	12

The following table lists the hard disk drives supported by EXP2524 external expansion enclosures.

Table 27. Drive options for EXP2524 external expansion enclosures

Part number	Description	Maximum quantity supported per one enclosure
<b>2.5" NL SAS HS HDDs</b>		
49Y1898	500GB 7,200 rpm 6Gb SAS NL 2.5" HDD	24
81Y9952	1TB 7,200 rpm 6Gb SAS NL 2.5" HDD	24
<b>2.5" SAS HS HDDs</b>		
49Y1896	146GB 15,000 rpm 6Gb SAS 2.5" HDD	24
81Y9944	300GB 15,000 rpm 6Gb SAS 2.5" HDD	24
00W1595	600GB 10,000 rpm 6Gb SAS 2.5" HDD	24
46W0970	900GB 10,000 rpm 6Gb SAS 2.5" HDD	24
46W0980	1.2TB 10,000 rpm 6Gb SAS 2.5" HDD	24
<b>2.5" SAS HS SSDs</b>		
49Y6072	200GB 6Gb SAS 2.5" SSD	24
49Y6077	400GB 6Gb SAS 2.5" SSD	24

## External disk storage systems

The following table lists the external storage systems that are supported by x3530 M4 and can be ordered through the System x sales channel. The server might support other IBM disk systems that are not listed in this table. Refer to the IBM System Storage Interoperation Center for further information at:

<http://www.ibm.com/systems/support/storage/ssic>

Table 28. External disk storage systems

Part number	Description
1746A2D	IBM DS3512 Express Dual Controller Storage System
1746A2S	IBM DS3512 Express Single Controller Storage System
1746A4D	IBM DS3524 Express Dual Controller Storage System
1746A4S	IBM DS3524 Express Single Controller Storage System
181494H	IBM DS3950 Model 94
181498H	IBM DS3950 Model 98
2071CU2	Storwize® V3500 LFF Dual Control Enclosure
2071CU3	Storwize V3500 SFF Dual Control Enclosure
2072L2C	Storwize V3700 LFF Dual Control Enclosure
2072S2C	Storwize V3700 SFF Dual Control Enclosure

For more information, see the list of Product Guides in the System Storage category:

<http://lenovopress.com/systemx/externalstorage>

## External backup units

The server supports the external backup attachment options listed in the following table.

Table 29. External backup options

Part number	Description
External tape expansion enclosures for internal tape drives	
87651UX	1U Tape Drive Enclosure
8767HHX	Half High Tape Drive Enclosure
87651NX	1U Tape Drive Enclosure (with Nema 5-15P LineCord)
8767HNX	Half High Tape Drive Enclosure (with Nema 5-15P LineCord)
Tape enclosure adapters (with cables)	
44E8869	USB Enclosure Adapter Kit
40K2599	SAS Enclosure Adapter Kit
Internal backup drives supported by external tape enclosures	
46C5399	DDS Generation 5 USB Tape Drive
39M5636	DDS Generation 6 USB Tape Drive
43W8478	Half High LTO Gen 3 SAS Tape Drive
44E8895	Half High LTO Gen 4 SAS Tape Drive
49Y9898	Half High LTO Gen 5 Internal SAS Tape Drive
00D8924	Half High LTO Ultrium Gen 6 Internal SAS Tape Drive

External backup units*	
36251TY	RDX USB 3.0 Dock with 1TB Cartridge
362532Y	RDX USB 3.0 Dock with 320GB Cartridge
362550Y	RDX USB 3.0 Dock with 500GB Cartridge
3628L3X	Half High LTO Gen 3 External SAS Tape Drive (with US line cord)
3628L4X	Half High LTO Gen 4 External SAS Tape Drive (with US line cord)
3628L5X	Half High LTO Gen 5 External SAS Tape Drive (with US line cord)
3628N3X	Half High LTO Gen 3 External SAS Tape Drive (without line cord)
3628N4X	Half High LTO Gen 4 External SAS Tape Drive (without line cord)
3628N5X	Half High LTO Gen 5 External SAS Tape Drive (without line cord)
3580S3V	IBM TS2230 Tape Drive Express Model H3V
3580S4V	IBM TS2240 Tape Drive Express Model H4V
3580S5E	IBM TS2250 Tape Drive Express Model H5S
3580S5X	IBM TS2350 Tape Drive Express Model S53
3572S4R	IBM TS2900 Tape Library with LTO4 HH SAS drive & rack mount kit
3572S5R	IBM TS2900 Tape Library with LTO5 HH SAS drive & rack mount kit
35732UL	IBM TS3100 Tape Library Model L2U Driveless
35734UL	IBM TS3200 Tape Library Model L4U Driveless
46X2682†	LTO Ultrium 5 Fibre Channel Drive
46X2683†	LTO Ultrium 5 SAS Drive Sled
46X2684†	LTO Ultrium 5 Half High Fibre Drive Sled
46X2685†	LTO Ultrium 5 Half High SAS Drive Sled
46X6912†	LTO Ultrium 4 Half High Fibre Channel Drive Sled
46X7117†	LTO Ultrium 4 Half High SAS DriveV2 Sled
46X7122†	LTO Ultrium 3 Half High SAS DriveV2 Sled

\* The external tape drives listed can be ordered through the System x sales channel. The server might support other tape drives that are not listed in this table. Refer to the IBM System Storage Interoperation Center for further information.

† Note: These part numbers are the tape drives options for 35732UL and 35734UL.

For more information, see the list of Product Guides in the Backup units category:

<http://lenovopress.com/systemx/tape>

## Top-of-rack Ethernet switches

The server supports the top-of-rack Ethernet switches from that are listed in the following table.

Table 30. Top-of-rack switches

Part number	Description
1 Gb top-of-rack switches	
7159BAX	Lenovo RackSwitch G7028 (Rear to Front)
7159CAX	Lenovo RackSwitch G7052 (Rear to Front)
715952F	Lenovo RackSwitch G8052 (Front to Rear)
7159G52	Lenovo RackSwitch G8052 (Rear to Front)
10 Gb top-of-rack switches	
7159BF7	Lenovo RackSwitch G8124E (Front to Rear)
7159BR6	Lenovo RackSwitch G8124E (Rear to Front)
715964F	Lenovo RackSwitch G8264 (Front to Rear)
7159G64	Lenovo RackSwitch G8264 (Rear to Front)
7159DFX	Lenovo RackSwitch G8264CS (Front to Rear)
7159DRX	Lenovo RackSwitch G8264CS (Rear to Front)
7159CFV	Lenovo RackSwitch G8272 (Front to Rear)
7159CRW	Lenovo RackSwitch G8272 (Rear to Front)
7159GR5	Lenovo RackSwitch G8296 (Front to Rear)
7159GR6	Lenovo RackSwitch G8296 (Rear to Front)
40 Gb top-of-rack switches	
7159BFX	Lenovo RackSwitch G8332 (Front to Rear)
7159BRX	Lenovo RackSwitch G8332 (Rear to Front)

For more information, see the list of Lenovo Press Product Guides in the Top-of-rack switches category:  
<http://lenovopress.com/systemx/tor>



## Uninterruptible power supply units

The server supports attachments to the uninterruptible power supply (UPS) units listed in the following table.

### Uninterruptible Power Supplies section:

Table 31. Uninterruptible power supply units

Part number	Description
Rack-mounted or tower UPS units	
55941AX	RT1.5kVA 2U Rack or Tower UPS (100-125VAC)
55941KX	RT1.5kVA 2U Rack or Tower UPS (200-240VAC)
55942AX	RT2.2kVA 2U Rack or Tower UPS (100-125VAC)
55942KX	RT2.2kVA 2U Rack or Tower UPS (200-240VAC)
55943AX	RT3kVA 2U Rack or Tower UPS (100-125VAC)
55943KX	RT3kVA 2U Rack or Tower UPS (200-240VAC)
55945KX	RT5kVA 3U Rack or Tower UPS (200-240VAC)
55946KX	RT6kVA 3U Rack or Tower UPS (200-240VAC)
55948KX	RT8kVA 6U Rack or Tower UPS (200-240VAC)
55949KX	RT11kVA 6U Rack or Tower UPS (200-240VAC)
55948PX	RT8kVA 6U 3:1 Phase Rack or Tower UPS (380-415VAC)
55949PX	RT11kVA 6U 3:1 Phase Rack or Tower UPS (380-415VAC)

For more information, see the list of Lenovo Press Product Guides in the Power infrastructure category:

<http://lenovopress.com/systemx/power>

## Power distribution units

The server supports attachment to the power distribution units (PDUs) listed in the following table.

Table 32. Power distribution units

Part number	Description
Switched and Monitored PDUs	
46M4002	1U 9 C19/3 C13 Active Energy Manager DPI® PDU
46M4003	1U 9 C19/3 C13 Active Energy Manager 60A 3 Phase PDU
46M4004	1U 12 C13 Active Energy Manager DPI PDU
46M4005	1U 12 C13 Active Energy Manager 60A 3 Phase PDU
46M4167	1U 9 C19/3 C13 Switched and Monitored 30A 3 Phase PDU
46M4116	0U 24 C13 Switched and Monitored 30A PDU
46M4119	0U 24 C13 Switched and Monitored 32A PDU
46M4134	0U 12 C19/12 C13 Switched and Monitored 50A 3 Phase PDU
46M4137	0U 12 C19/12 C13 Switched and Monitored 32A 3 Phase PDU
Enterprise PDUs	
71762MX	Ultra Density Enterprise PDU C19 PDU+ (WW)
71762NX	Ultra Density Enterprise PDU C19 PDU (WW)
71763MU	Ultra Density Enterprise PDU C19 3 Phase 60A PDU+ (NA)
71763NU	Ultra Density Enterprise PDU C19 3 Phase 60A PDU (NA)
39M2816	DPI C13 Enterprise PDU without linecord
39Y8923	DPI 60A Three Phase C19 Enterprise PDU with IEC309 3P+G (208 V) fixed line cord
39Y8941	DPI Single Phase C13 Enterprise PDU without line cord
39Y8948	DPI Single Phase C19 Enterprise PDU without line cord
Front-end PDUs	
39Y8934	DPI 32 amp/250 V Front-end PDU with IEC 309 2P+Gnd connector
39Y8935	DPI 63amp/250 V Front-end PDU with IEC 309 2P+Gnd connector
39Y8938	30 amp/125 V Front-end PDU with NEMA L5-30P connector
39Y8939	30 amp/250 V Front-end PDU with NEMA L6-30P connector
39Y8940	60 amp/250 V Front-end PDU with IEC 309 60A 2P+N+Gnd connector

Universal PDUs	
39Y8951	DPI Universal Rack PDU with US LV and HV line cords
39Y8952	DPI Universal Rack PDU with CEE7-VII Europe LC
39Y8953	DPI Universal Rack PDU with Denmark LC
39Y8954	DPI Universal Rack PDU with Israel LC
39Y8955	DPI Universal Rack PDU with Italy LC
39Y8956	DPI Universal Rack PDU with South Africa LC
39Y8957	DPI Universal Rack PDU with UK LC
39Y8958	DPI Universal Rack PDU with AS/NZ LC
39Y8959	DPI Universal Rack PDU with China LC
39Y8962	DPI Universal Rack PDU (Argentina)
39Y8960	DPI Universal Rack PDU (Brazil)
39Y8961	DPI Universal Rack PDU (India)
0U Basic PDUs	
46M4122	0U 24 C13 16A 3 Phase PDU
46M4125	0U 24 C13 30A 3 Phase PDU
46M4128	0U 24 C13 30A PDU
46M4131	0U 24 C13 32A PDU
46M4140	0U 12 C19/12 C13 60A 3 Phase PDU
46M4143	0U 12 C19/12 C13 32A 3 Phase PDU

For more information, see the list of Product Guides in the Power infrastructure category:  
<http://lenovopress.com/systemx/power>

## Rack cabinets

The server supports the rack cabinets listed in the following table.

Table 33. Rack cabinets

Part number	Description
201886X	11U Office Enablement Kit
93072RX	25U Standard Rack
93072PX	25U Static S2 Standard Rack
93634EX	42U 1100mm Dynamic Expansion Rack
93634PX	42U 1100mm Dynamic Rack
93604EX	42U 1200mm Deep Dynamic Expansion Rack
93604PX	42U 1200mm Deep Dynamic Rack
93614EX	42U 1200mm Deep Static Expansion Rack
93614PX	42U 1200mm Deep Static Rack
93084EX	42U Enterprise Expansion Rack
93084PX	42U Enterprise Rack
93074RX	42U Standard Rack
93074XX	42U Standard Rack Extension
93624EX	47U 1200mm Deep Static Expansion Rack
93624PX	47U 1200mm Deep Static Rack
93634DX	PureFlex™ System 42U Expansion Rack
93634CX	PureFlex System 42U Rack
99564XX	S2 42U Dynamic Standard Expansion Rack
99564RX	S2 42U Dynamic Standard Rack

For more information, see the list of Product Guides in the Rack cabinets and options category:

<http://lenovopress.com/systemx/rack>

## Rack options

The server supports the rack console switches and monitor kits listed in the following table.

Table 34. Rack options

Part number	Feature code	Description
Monitor kits and keyboard trays		
17238BX	1723HC1 fc A3EK	1U 18.5" Standard Console
17238EX	1723HC1 fc A3EL	1U 18.5" Enhanced Media Console
172317X	1723HC1 fc 0051	1U 17in Flat Panel Console Kit
172319X	1723HC1 fc 0052	1U 19in Flat Panel Console Kit
Console switches		
3858D3X	3858HC1 fc A4X1	Avocent Universal Management Gateway 6000
1754D2X	1754HC2 fc 6695	Global 4x2x32 Console Manager (GCM32)
1754D1X	1754HC1 fc 6694	Global 2x2x16 Console Manager (GCM16)
1754A2X	1754HC4 fc 0726	Local 2x16 Console Manager (LCM16)
1754A1X	1754HC3 fc 0725	Local 1x8 Console Manager (LCM8)
Console cables		
00AK142	A4X4	UM KVM Module VGA+SD Dual RJ45
43V6147	3757	Single Cable USB Conversion Option (UCO)
39M2895	3756	USB Conversion Option (4 Pack UCO)
39M2897	3754	Long KVM Conversion Option (4 Pack Long KCO)
46M5383	5341	Virtual Media Conversion Option Gen2 (VCO2)
46M5382	5340	Serial Conversion Option (SCO)

For more information, see the list of Product Guides in the Rack cabinets and options category:  
<http://lenovopress.com/systemx/rack>

## Lenovo Financial Services

Lenovo Financial Services reinforces Lenovo's commitment to deliver pioneering products and services recognized for their quality, excellence, and trustworthiness. Lenovo Financial Services offers financing solutions and services that complement your technology solution anywhere in the world.

We are dedicated to delivering a positive finance experience for customers like you who want to maximize your purchase power by obtaining the technology that you need today, protect against technology obsolescence, and preserve your capital for other uses.

We work with businesses, non-profit organizations, governments, and educational institutions to finance their entire technology solution. We focus on making it easy to do business with us. Our highly experienced team of finance professionals operates in a work culture that emphasizes the importance of providing outstanding customer service. Our systems, processes, and flexible policies support our goal of providing customers with a positive experience.

We finance your entire solution. Unlike others, we allow you to bundle everything you need from hardware and software to service contracts, installation costs, training fees, and sales tax. If you decide weeks or months later to add to your solution, we can consolidate everything into a single invoice.

Our Premier Client services provide large accounts with special handling services to ensure these complex transactions are serviced properly. As a premier client, you have a dedicated finance specialist who manages your account through its life: from first invoice through asset return or purchase. This specialist develops an in-depth understanding of your invoice and payment requirements. For you, this attention to detail provides a high quality, easy, and positive financing experience.

Lenovo Financial Services offerings are country-specific, please ask your Lenovo sales representative or your technology provider for details about the use of Lenovo Financial Services in your region. For more information, see this website:

[http://www.lenovo.com/services\\_warranty/us/en/financial\\_services.html](http://www.lenovo.com/services_warranty/us/en/financial_services.html)

## Related publications and links

For more information, see these resources:

- US Announcement Letter - System x3530 M4:  
<http://ibm.com/common/ssi/cgi-bin/ssialias?infotype=dd&subtype=ca&&htmlfid=897/ENUS112-094>
- System x3530 M4 product page:  
<http://www.ibm.com/systems/x/hardware/rack/x3530m4/index.html>
- *System x3530 M4 Installation and Service Guide* :  
<http://ibm.com/support/entry/portal/docdisplay?Indocid=MIGR-5090215>
- ServerProven hardware compatibility page for the x3530 M4:  
<http://www.ibm.com/systems/info/x86servers/serverproven/compat/us/xseries/7160.html>
- Product Guides for System x servers and options:  
<http://lenovopress.com/systemx>
- *Configuration and Option Guide* :  
<http://www.ibm.com/systems/xbc/cog/>
- xREF - x86 Server Reference:  
<http://lenovopress/xref>
- System x Support Portal:  
<http://ibm.com/support/entry/portal/>  
[http://ibm.com/support/entry/portal/Downloads/Hardware/Systems/System\\_x/System\\_x3530\\_M4](http://ibm.com/support/entry/portal/Downloads/Hardware/Systems/System_x/System_x3530_M4)
- IBM System Storage Interoperation Center:  
<http://www.ibm.com/systems/support/storage/ssic>

## Related product families

Product families related to this document are the following:

- [2-Socket Rack Servers](#)

## Notices

Lenovo may not offer the products, services, or features discussed in this document in all countries. Consult your local Lenovo representative for information on the products and services currently available in your area. Any reference to a Lenovo product, program, or service is not intended to state or imply that only that Lenovo product, program, or service may be used. Any functionally equivalent product, program, or service that does not infringe any Lenovo intellectual property right may be used instead. However, it is the user's responsibility to evaluate and verify the operation of any other product, program, or service. Lenovo may have patents or pending patent applications covering subject matter described in this document. The furnishing of this document does not give you any license to these patents. You can send license inquiries, in writing, to:

Lenovo (United States), Inc.  
8001 Development Drive  
Morrisville, NC 27560  
U.S.A.  
Attention: Lenovo Director of Licensing

LENOVO PROVIDES THIS PUBLICATION "AS IS" WITHOUT WARRANTY OF ANY KIND, EITHER EXPRESS OR IMPLIED, INCLUDING, BUT NOT LIMITED TO, THE IMPLIED WARRANTIES OF NON-INFRINGEMENT, MERCHANTABILITY OR FITNESS FOR A PARTICULAR PURPOSE. Some jurisdictions do not allow disclaimer of express or implied warranties in certain transactions, therefore, this statement may not apply to you.

This information could include technical inaccuracies or typographical errors. Changes are periodically made to the information herein; these changes will be incorporated in new editions of the publication. Lenovo may make improvements and/or changes in the product(s) and/or the program(s) described in this publication at any time without notice.

The products described in this document are not intended for use in implantation or other life support applications where malfunction may result in injury or death to persons. The information contained in this document does not affect or change Lenovo product specifications or warranties. Nothing in this document shall operate as an express or implied license or indemnity under the intellectual property rights of Lenovo or third parties. All information contained in this document was obtained in specific environments and is presented as an illustration. The result obtained in other operating environments may vary. Lenovo may use or distribute any of the information you supply in any way it believes appropriate without incurring any obligation to you.

Any references in this publication to non-Lenovo Web sites are provided for convenience only and do not in any manner serve as an endorsement of those Web sites. The materials at those Web sites are not part of the materials for this Lenovo product, and use of those Web sites is at your own risk. Any performance data contained herein was determined in a controlled environment. Therefore, the result obtained in other operating environments may vary significantly. Some measurements may have been made on development-level systems and there is no guarantee that these measurements will be the same on generally available systems. Furthermore, some measurements may have been estimated through extrapolation. Actual results may vary. Users of this document should verify the applicable data for their specific environment.

© Copyright Lenovo 2025. All rights reserved.

This document, TIPS0888, was created or updated on April 24, 2015.

Send us your comments in one of the following ways:

- Use the online Contact us review form found at:  
<https://lenovopress.lenovo.com/TIPS0888>
- Send your comments in an e-mail to:  
[comments@lenovopress.com](mailto:comments@lenovopress.com)

This document is available online at <https://lenovopress.lenovo.com/TIPS0888>.



## Trademarks

Lenovo and the Lenovo logo are trademarks or registered trademarks of Lenovo in the United States, other countries, or both. A current list of Lenovo trademarks is available on the Web at <https://www.lenovo.com/us/en/legal/copytrade/>.

The following terms are trademarks of Lenovo in the United States, other countries, or both:

Lenovo®

ServerProven®

System x®

The following terms are trademarks of other companies:

Onload™ and Solarflare™ are trademarks of Advanced Micro Devices, Inc.

Intel®, Pentium®, and Xeon® are trademarks of Intel Corporation or its subsidiaries.

Linux® is the trademark of Linus Torvalds in the U.S. and other countries.

Microsoft®, Windows Server®, and Windows® are trademarks of Microsoft Corporation in the United States, other countries, or both.

IBM®, ServicePac®, Storwize®, and ibm.com® are trademarks of IBM in the United States, other countries, or both.

Other company, product, or service names may be trademarks or service marks of others.