

Lenovo Flex System EN4023 10Gb Scalable Switch Product Guide (withdrawn product)

The Lenovo Flex System EN4023 10Gb Scalable Switch is a high-performance 10 Gigabit Ethernet (GbE) embedded switch that supports the most demanding business applications. It is designed for both LAN and SAN environments, offering Layer 2 and Layer 3 features for the LAN and support for connectivity to almost any kind of SAN including FCoE, Fibre Channel, iSCSI, and NAS storage.

The EN4023 is one of the most flexible switches in the blade market and also leverages Brocade's Virtual Cluster Switching (VCS) Fabric which is designed to improve network utilization, maximize application availability, increase scalability, and dramatically simplify network deployment and management.

The following figure shows the Lenovo Flex System EN4023 10Gb Scalable Switch.



Figure 1. Lenovo Flex System EN4023 10Gb Scalable Switch

Did you know?

The EN4023 switch features Brocade VCS Fabric technology that enables organizations to build high-performance, cloud-optimized data centers while preserving existing network designs and cabling, and gaining active-active server connections. Brocade VCS Fabric technology provides a scale-out architecture which allows organizations to flatten network designs, provide virtual machine (VM) mobility without network reconfiguration, and manage the entire fabric more efficiently.

The EN4023 is the industry's first offering that supports 16 Gbps Fibre Channel connectivity on an embedded FCoE switch, which makes the EN4023 the best choice for flash storage, databases, or other environments that need more storage bandwidth.

The EN4023 is one of the lowest latency switches for Ethernet and FCoE traffic, and it utilizes a single ASIC design to achieve sub-microsecond port to port latencies, while also providing one of the largest aggregated throughput of 1.28 Tbps. Additionally, the EN4023 can support more FC uplinks than any other vendor's converged switch by using an optional Flex Port technology license upgrade.

Part numbers

The base EN4023 module is initially licensed for 24 ports (internal or external 10 GbE connectivity). Further ports can be activated, including 16 additional 10 GbE ports and two 40 Gb external uplink ports with the FoD Upgrade 1 license option, and 16 more 10 GbE ports with the FoD Upgrade 2 license option.

Clients can also leverage the 14 SFP+ ports as either FCoE or 8/16 Gb Fibre Channel, in addition to 1/10 Gb Ethernet with the FoD Upgrade 3 license option. Upgrade 1, Upgrade 2, and Upgrade 3 can be applied independently of each other.

The following table shows the part numbers for ordering the switches and the upgrades.

Withdrawn: The switch and all FoD upgrades are now withdrawn from marketing

Table 1. Part numbers and feature codes for ordering

Part number	Feature code	Description
Switch module		
94Y5212*	ESWD	Lenovo Flex System EN4023 10Gb Scalable Switch
Features on Demand upgrades		
94Y5158*	ESWE	Flex System EN4023 10Gb Scalable Switch (FoD 1)
94Y5159*	ESWF	Flex System EN4023 10Gb Scalable Switch (FoD 2)
47C9993*	ESWG	Flex System EN4023 10Gb Scalable Switch (FoD 3)

* Withdrawn from marketing

The part numbers for the switches include the following items:

- One Lenovo Flex System EN4023 10Gb Scalable Switch
 - Includes license for 24x 10 GbE dynamic ports
 - Includes Brocade VCS Ethernet Fabric license
- Important Notices Flyer
- Warranty Flyer
- Documentation CD-ROM

Note: Small form factor (SFP) and small form-factor pluggable plus (SFP+) transceivers are not included with the switch. They must be ordered with the switch (for ordering information, see Table 2).

The part numbers for the Features on Demand upgrades include the following items:

- Features on Demand Activation Flyer
- Upgrade authorization letter

The switch does not include a serial management cable; however, Flex System Management Serial Access Cable, 90Y9338, is supported. It contains two cables, a mini-USB-to-RJ45 serial cable and a mini-USB-to-DB9 serial cable, either of which can be used to connect to the switch locally for configuration tasks.

The base switch and upgrades are as follows:

- 94Y5212 is the part number for the physical device, and it comes with 24x 10 GbE ports enabled. All external 10 Gbps ports are connections that are based on SFP+.
- 94Y5158 (FoD Upgrade 1) can be applied on the base switch or on top of the FoD Upgrade 2 to enable 16 additional 10 GbE ports (internal and external). The upgrade also enables two 40 Gbps uplinks with quad small form factor pluggable plus (QSFP+) connectors.
- 94Y5159 (FoD Upgrade 2) can be applied on the base switch or on top of the FoD Upgrade 1 to enable 16 additional 10 GbE ports (internal and external).

- 47C9993 (FoD Upgrade 3) can be applied on the base switch or on top of the FoD Upgrade 1, or Upgrade 2, or both, to enable FCoE on all internal ports and Flex Ports (support for 1/10 GbE, 10 Gb FCoE or 8/16 Gb FC) on the external ports.

The following table lists supported port combinations on the switch and required upgrades.

Table 2. Supported port combinations

Supported port combinations	Quantity required		
	Base switch, 94Y5212	Upgrade 1, 94Y5158	Upgrade 2, 94Y5159
<ul style="list-style-type: none"> 24x 10 GbE ports (internal and external) 	1	0	0
<ul style="list-style-type: none"> 40x 10 GbE ports (internal and external) 	1	0	1
<ul style="list-style-type: none"> 40x 10 GbE ports (internal and external) 2x external 40 GbE QSFP+ ports 	1	1	0
<ul style="list-style-type: none"> 56x 10 GbE ports (internal and external) 2x external 40 GbE QSFP+ ports 	1	1	1

Transceivers and cables

With the flexibility of the EN4023 switch, clients can use the technologies that they require for the following environments:

- For 1 GbE links, clients can use RJ-45 SFP transceivers with UTP cables up to 100 m. Clients that need longer distances can use a 1000BASE-SX transceiver, which can drive distances up to 220 m by using 62.5 μ multi-mode fiber and up to 550 m with 50 μ multi-mode fiber, or the 1000BASE-LX transceivers that support distances up to 10 km by using single-mode fiber (1310 nm).
- For 10 GbE (on external SFP+ ports), you can use SFP+ direct-attached copper (DAC) cables for in-rack cabling and distances up to 5 m. These DAC cables have SFP+ connectors on each end, and they do not need separate transceivers. For longer distances the 10GBASE-SR transceiver can support distances up to 300 m over OM3 multimode fiber or up to 400 m over OM4 multimode fiber. The 10GBASE-LR transceivers can support distances up to 10 km on single mode fiber.
- For 40 GbE to 40 GbE connectivity, clients can use the affordable QSFP+ to QSFP+ DAC cables for distances up to 3 m. For distances up to 100 m, the 40GBASE-SR4 QSFP+ transceivers can be used with OM3 multimode fiber or up to 150 m when using OM4 multimode fiber.
- For 8 Gb FC links (supported on Flex Ports only), you can use 8 Gb FC SFP+ SW optical transceivers plus LC fiber optics cables for distances up to 150 m with OM3 multi-mode fiber. These transceivers can operate at 2/4/8 Gbps speeds.
- For 16 Gb FC links (supported on Flex Ports only), you can use 16 Gb FC SFP+ SW optical transceivers plus LC fiber optics cables for distances up to 100 m with OM3 multi-mode fiber or up to 125 m with OM4 multi-mode fiber. These transceivers can operate at 4/8/16 Gbps speeds.

The following table lists the supported transceivers and cables.

Table 3. Supported transceivers and direct-attach cables

Description	Part number	Feature code	Maximum quantity supported
Serial console cables			
Flex System Management Serial Access Cable Kit	90Y9338	A2RR	1
SFP transceivers - 1 GbE			
Lenovo 1000BASE-T SFP Transceiver (does not support 10/100 Mbps)	00FE333	A5DL	14

Description	Part number	Feature code	Maximum quantity supported
Lenovo 1000BASE-SX SFP Transceiver	81Y1622	3269	14
Lenovo 1000BASE-LX SFP Transceiver	90Y9424	A1PN	14
SFP+ transceivers - 10 GbE			
Lenovo 10GBASE-SR SFP+ Transceiver	46C3447	5053	14
Lenovo 10GBASE-LR SFP+ Transceiver	00D6180	A3NZ	14
Brocade 10Gb SFP+ SR Optical Transceiver	49Y4216	0069	14*
Brocade 10Gb SFP+ LR Optical Transceiver	95Y0540	A3AB	14*
Optical cables for 1 GbE SX SFP, 10 GbE SR SFP+, and 8/16 Gb FC SW SFP+ transceivers			
Lenovo 0.5m LC-LC OM3 MMF Cable	00MN498	ASR5	14
Lenovo 1m LC-LC OM3 MMF Cable	00MN502	ASR6	14
Lenovo 3m LC-LC OM3 MMF Cable	00MN505	ASR7	14
Lenovo 5m LC-LC OM3 MMF Cable	00MN508	ASR8	14
Lenovo 10m LC-LC OM3 MMF Cable	00MN511	ASR9	14
Lenovo 15m LC-LC OM3 MMF Cable	00MN514	ASRA	14
Lenovo 25m LC-LC OM3 MMF Cable	00MN517	ASRB	14
Lenovo 30m LC-LC OM3 MMF Cable	00MN520	ASRC	14
SFP+ direct-attach cables - 10 GbE			
Lenovo 1m Active SFP+ DAC Cable	95Y0323	A25A	14
Lenovo 3m Active SFP+ DAC Cable	95Y0326	A25B	14
Lenovo 5m Active SFP+ DAC Cable	95Y0329	A25C	14
1m 10GE Twinax Act Copper SFP+	81Y8295	A18M	14
3m 10GE Twinax Act Copper SFP+	81Y8296	A18N	14
5m 10GE Twinax Act Copper SFP+	81Y8297	A18P	14
QSFP+ transceiver and cables - 40 GbE			
Lenovo 40GBASE-SR4 QSFP+ Transceiver	49Y7884	A1DR	2
Optical cables for 40 GbE QSFP+ SR transceivers			
Lenovo 10m QSFP+ MTP-MTP OM3 MMF Cable	90Y3519	A1MM	2
Lenovo 30m QSFP+ MTP-MTP OM3 MMF Cable	90Y3521	A1MN	2
Lenovo 10m QSFP+ MTP-MTP OM3 MMF Cable (replaces 90Y3519)	00VX003	AT2U	2
Lenovo 30m QSFP+ MTP-MTP OM3 MMF Cable (replaces 90Y3521)	00VX005	AT2V	2
QSFP+ direct-attach cables - 40 GbE			
Lenovo 1m Passive QSFP+ DAC Cable	49Y7890	A1DP	2
Lenovo 3m Passive QSFP+ DAC Cable	49Y7891	A1DQ	2
SFP+ transceivers - 8 Gb FC (supported in Flex Ports)			
Brocade 8Gb FC SFP+ Transceiver Module	88Y6416	A2B9	14
SFP+ transceivers - 16 Gb FC (supported in Flex Ports)			
Brocade 16Gb FC SFP+ Transceiver Module	88Y6393	A22R	14

* Brocade 10Gb SFP+ modules (49Y4216 and 95Y0540) are required for detailed optical monitoring and statistics; Lenovo transceivers (46C3447 and 00D6180) do not support detailed optical monitoring and statistics.

Features and benefits

Data centers continue to evolve. This evolution creates a need for an infrastructure that can support growth in Virtual Machines (VMs), distributed applications, and data, as well as the transition to cloud-based computing — without compromising performance. However, traditional data centers typically use inflexible, three-tier network designs that cannot efficiently manage east-west traffic or deliver the bandwidth needed to support virtualization and new service delivery. In addition, with the movement toward cloud computing, the importance of deploying a flexible and responsive network infrastructure only grows.

To support the new direction of IT service delivery, data center operators need networks that are high performance, operationally efficient, automated, and elastic. The ideal network will be easy to manage and scale to meet demand as well as adapt to future requirements.

The EN4023 switch offers the following key features to meet raising networking requirements of data centers:

- **Extreme flexibility for LAN and storage networking**
The EN4023 supports Layer 2, Layer 3 networking in addition to providing advanced storage support with multiple storage connectivity options, including FCoE, Fibre Channel, iSCSI, and NAS storage. Data Center Bridging (DCB) enables the reliable exchange of storage traffic over the LAN network, eliminating packet loss when network congestion occurs and allocating bandwidth as needed to keep the network running efficiently. The switches offer Network Attached Storage (NAS) Auto QoS intelligence to prioritize delay-sensitive IP storage traffic within the fabric and help ensure consistent performance while decreasing latency.

- **Unmatched port flexibility and configuration simplicity**
The EN4023 switch can help reduce cost and complexity with Dynamic Ports on Demand (DPOD), which automatically activates ports as compute nodes, cables, or transceivers are plugged in. No manual settings required to turn ports on or off.

The base license supports 24 ports and allows all 14 slots in the Flex System chassis to connect to an upstream switch with an oversubscription ratio better than 2:1 when using 2-port Ethernet adapters. Additional licenses can be purchased allowing "pay as you grow" scalability for additional bandwidth while still having an affordable price.

- **Unrivalled scalability and simplified management**
The EN4023 switch supports for up to 48 switches managed through one IP address. This allows up to 24 chassis and 336 compute nodes to be added to this single managed unit, making it easy for clients to deploy PODs or clusters with a single logical chassis requiring no networking beyond what is provided in a Flex System chassis.
- **Industry leading virtualization and cloud ready innovations with Brocade VM-aware Network Automation.**
The EN4023 supports Automatic Migration of Port Profiles where the Brocade VCS fabric directly communicates with VMware vCenter and its status, being the first blade embedded switch with VXLAN support. VNIC technology that is switch independent can also be run through the EN4023.
- **Unequalled SDN features and capabilities**
The EN4023 can help clients simplify administration through OpenFlow 1.3, OpenStack, Puppet, and Python while still including an industry standard CLI for easy transition of administrator skill sets.

Brocade VCS fabrics running on the Brocade VDX family of switches (like the EN4023) allow organizations to create data center networks that just work. Together, these technologies (Layer 2, Layer 3 and Storage) provide unmatched automation, efficiency, and elasticity in support of the most demanding workloads. The EN4023 switch offers the following benefits:

- **Advanced storage support:**
 - The EN4023 10Gb Scalable Switch offers advanced storage support with multiple connectivity options, including FCoE, Fibre Channel, iSCSI, and NAS storage.
 - Data Center Bridging (DCB), enables the reliable exchange of storage traffic over the LAN,

- eliminating packet loss when network congestion occurs and allocating bandwidth as needed to keep the network running efficiently.
- Network-Attached Storage (NAS) Auto QoS intelligence prioritizes delay-sensitive IP storage traffic within the fabric and help ensure consistent performance while decreasing latency.
 - EN4023 10Gb Scalable Switch features 14 Flex Ports, which can take either a 10/1 GbE or 16/8/4/2 Gb Fibre Channel personality.
 - In Fibre Channel mode, these Flex Ports can be used either to directly connect Fibre Channel storage to VCS fabrics, or to bridge FCoE traffic to Fibre Channel SANs as a Fibre Channel Forwarder (FCF), thus protecting existing SAN investments.
 - Enables IP storage networking for improved performance, management, security, and span of control.
- High performance and reduced network congestion:
 - With 10 Gbps connections, the Flex System EN4023 switch can help your organization reduce network congestion, improve application performance, and meet the capacity required by 10 Gbps servers. The 40 Gbps uplinks can easily aggregate high-bandwidth traffic and reduce bottlenecks, helping your network operate at its peak performance.
 - Provides ultra-low any-to-any port latency of 850 nanoseconds (Ethernet or FCoE/Fibre Channel).
 - The EN4023 delivers an industry-leading 24 MB tunable deep buffers per switch. This provides the buffering capacity to handle increases in traffic, especially during peak times when ports are congested, without lowering performance or increasing latencies.
 - The EN4023 features a single ASIC design instead of the multiple ASIC designs commonly found on other switches. This further improves performance and reduces latency since all ports can communicate via one ASIC.
 - The EN4023 helps maximize network utilization with hardware-based Brocade ISL Trunking. Organizations can create an 80 GbE trunk by utilizing two 40 GbE ports, or a 160 GbE trunk with 16 10 GbE ports. The Brocade trunk is automatically formed between two EN4023 switches when they are linked together, allowing traffic to be equally distributed among all ports. This increases link efficiency and limits traffic disruptions, especially during high traffic times.
 - Simplicity and automation:
 - Brocade VCS Logical Chassis provides the ability to manage an entire Brocade VCS Fabric (up to 48 switches) as a single switch, upgrade software across the fabric with one command, and centralize monitoring and troubleshooting to enhance the overall availability and reliability of the network, with REST API support to allow higher-level management and orchestration frameworks.
 - Configuration is simplified with self-forming fabrics. As additional switches are added, they inherit the configuration of the fabric. This allows the network to scale out with ease. Configuration and device information is always shared among all switches allowing fabric nodes to be added or removed and physical or virtual servers to be relocated — without the fabric requiring manual reconfiguration. In addition, fabrics are self-healing which increases network resiliency. The fabric redirects traffic in case a link fails which helps to ensure uninterrupted traffic flow and prevent data loss.
 - Zero-touch provisioning enables simple, rapid deployment. This feature is provided natively in EN4023 switches through VCS Fabric technology, and it enables installation, automatic software download, and configuration without user intervention. VDX switches can be preconfigured so that newly deployed switches require only power and a network connection to become a part of the fabric. RBridge-ID, VCS-ID, and other VCS parameters are automatically assigned in this case. In addition, Inter-Switch Links (ISLs) are automatically formed between all new and existing switches in the fabric. By eliminating manual processes, this installation method greatly simplifies scale-out architecture.

- Zero-touch scale-out is achieved with automatic configuration of VCS parameters, self-forming trunks, and logical chassis. Network engineers can add, move, and remove network Brocade VDX switches without having to add or delete network configurations. This helps organizations contain costs while increasing reliability and speed when deploying clouds and data centers.
 - Lenovo Flex System EN4023 switches can facilitate an optimal IP storage network by delivering a fabric-based network architecture to manage the network and storage holistically. At the same time, Brocade Network Advisor (Optional from Brocade)
- Efficiency and resiliency:
 - Optimized east-west traffic: Embedded switching moves traffic through any active path and avoids the multiple hops found in tiered tree topologies.
 - The EN4023 delivers a highly efficient In-Service Software Upgrade (ISSU) by leveraging a software model that uses a dual-OS infrastructure on a multi-core CPU. This enables data center administrators to deliver enterprise-class business continuity on the switches during a software upgrade/downgrade process. This software change process is non-disruptive to Layer 2, Layer 3, Fibre Channel, and FCoE traffic.
 - The VCS Virtual Fabric feature of Brocade VCS Fabric technology is designed to address the scalability restrictions of traditional VLANs used for multi-tenant segmentation. It provides native secure multi-tenant support for both physical and virtual application deployments within and across VCS fabrics. Managed centrally through Brocade VCS Logical Chassis, the VCS Virtual Fabric feature simplifies and accelerates application deployment, and it ensures policy consistency for each tenant regardless of how application components are distributed across the data center. VXLAN and VRF Lite are other options for network segmentation.
 - The EN4023 provides the ability to have highly elastic domains with extremely efficient load balancing in Layers 1–3. Innovative Brocade ISL Trunking load balances traffic across all the links in a trunk for improved performance at Layer 2. Also in Layer 2, Equal Cost Multi-Path (ECMP) uses all available network bandwidth, allowing all links to be fully active and utilized. In the event of a failure, traffic is automatically routed to the closest path, providing higher resiliency and greater application uptime. In Layer 3, the fabric automatically load balances all flows among a number of Layer 3 instances that collectively act as a single Layer 3 gateway. Multilayer multipathing helps improve network utilization, reduce latency, and increase overall network performance.
- Optimized for virtualization and Software Defined Data Centers:
 - Zero-touch VM discovery is provided with Brocade VM-Aware Network Automation which eliminates the manual configuration of port profiles when a VM is added to the fabric or moved, offering an additional level of automation. The VCS fabric directly communicates with VMware vCenter, automatically downloading all port profile information and the associated MAC address, and distributes the VM-specific information to all switches within the fabric. When the VM moves, no additional configuration is required.
 - Automatic Migration of Port Profiles: During a VM migration, the destination network switch ports must be configured to ensure that the VM traffic experiences consistent policies and configurations. With the Brocade Automatic Migration of Port Profiles (AMPP) feature, the VM policies and networking policies follow the VM within the VCS fabric. As a VM migrates, the destination port in the fabric learns of the MAC address move and automatically activates the port profile configuration within a single fabric or across separate fabrics. AMPP is hypervisor-agnostic and can be used with various hypervisors.

- Brocade VCS Gateway for NSX is a solution that unifies both virtual and physical infrastructure for a seamless transition to cloud environments. By unifying the best of both worlds — physical and virtual — Brocade VCS Gateway for NSX allows physical devices to connect to virtual devices. Brocade VCS Gateway is integrated with VMware NSX, enabling the entire VCS fabric to function as a VXLAN gateway and eliminating the need for specific network placement. As such, the NSX Controller sees the VCS fabric as a single logical gateway, thereby simplifying management and providing resiliency. Administrators can leverage existing infrastructure while gaining the benefits of VXLAN to support multi-tenancy and large-scale deployments of distributed applications.
- Logical Chassis technology and northbound APIs with fabric- and node-level orchestration capabilities provide operationally scalable management and integration with data center orchestration frameworks such as OpenStack.
- Brocade supports programmatic solutions and DevOps tools that allow a customized approach to deploying, operating, and interacting with the network. These solutions offer a new level of simplicity, agility, and rapid, automatic deployment, enabling data centers to evolve to meet new technology requirements.
 - OpenStack Neutron ML2 support and fabric-level, programmable REST APIs with a YANG data model to enable integration with third-party and in-house network automation and cloud management tools. Support for Puppet and Python scripting offers choice and more effective configuration management. These programmability options help automate, simplify, reduce human error, and streamline the process while reducing costs. The tools also help drive productivity by enabling rapid application deployment for enterprises, and increase profitability by streamlining the tenant provisioning process and making networks more intelligent and flexible for cloud providers.
 - VCS fabrics provide support for OpenFlow 1.3, an industry-standard SDN communications protocol, allowing operators to address complex network behavior, optimize performance, and leverage a richer set of capabilities.

System specifications

The Flex System EN4023 10Gb Scalable Switch has the following specifications:

- Internal ports:
 - 42 internal full-duplex 10 Gigabit ports (optional Upgrade 1 and Upgrade 2 license upgrades are required to activate all ports).
 - Two internal full-duplex 1 GbE ports that are connected to the chassis management module.
- External ports:
 - Fourteen SFP/SFP+ ports (optional Upgrade 1 or Upgrade 2 license upgrades, or both, might be required to activate all external ports depending on the configuration; see Table 2 for details).
 - Base module supports 10 Gb Ethernet SFP+ transceivers (support for 10GBASE-SR or 10GBASE-LR) or SFP+ direct-attach copper (DAC) cables. SFP+ modules and DAC cables are not included and must be purchased with the switch (see Table 3).
 - Upgrade 3 adds support for Flex Ports (support for 8/16 Gb Fibre Channel SFP+ modules; supported FC port types include E_Port (connecting to EX_Port only), F_Port, and N_Port [Access Gateway mode]). FC SFP+ modules are not included and must be purchased with the switch, if needed (see Table 3).
 - Two ports for 40 Gb Ethernet QSFP+ transceivers or QSFP+ DAC cables (ports are disabled by default; an optional FoD license is required to activate them). QSFP+ modules and DAC cables are not included and must be purchased with the switch, if needed.
 - One RS-232 serial port (mini-USB connector) that provides an additional means to configure the switch module.
- Operating system - Brocade Network OS 6.0.0

- Scalability and performance
 - 40 Gbps Ethernet ports for extreme external bandwidth and performance (Optional)
 - Non-blocking architecture with wire-speed forwarding of traffic
 - Aggregated throughput of 1.28 Tbps
 - Support for up to 160,000 MAC addresses
 - Up to 4096 VLANs supported per switch
 - Up to 1,024 port profiles (AMPP)
 - Maximum members in a standard LAG: 64
 - Maximum LAG groups in a VCS Fabric: 512
 - Maximum members in which a vLAG can span: 8
 - Maximum members in a vLAG: 64
 - Support for jumbo frames (up to 9,216 bytes)
 - Queues per port: 8
 - Maximum ACLs: 13,000
 - Maximum ARP entries: 32,000
 - Maximum IPv4 unicast routes: 12,000
 - Maximum IPv6 unicast routes: 3,000 (Hardware support)
- Layer 2 switching features:
 - Address Resolution Protocol (ARP) RFC 826
 - High availability/In-Service Software Upgrade—hardware-enabled
 - IGMP v1/v2 Snooping
 - MAC Learning and Aging
 - Link Aggregation Control Protocol (LACP) IEEE 802.3ad/802.1AX
 - Virtual Local Area Networks (VLANs)
 - VLAN Encapsulation 802.1Q
 - Private VLANs
 - Edge loop detection (ELD)
 - Per-VLAN Spanning Tree (PVST+/PVRST+)
 - Rapid Spanning Tree Protocol (RSTP) 802.1w
 - Multiple Spanning Tree Protocol (MSTP) 802.1s
 - STP PortFast, BPDU Guard, BPDU Filter
 - STP Root Guard
 - Layer 2 Access Control Lists (ACLs)
 - Pause Frames 802.3x
 - Uni-Directional Link Detection (UDLD)
- Layer 3 switching features:
 - Border Gateway Protocol (BGP4+)
 - DHCP Helper
 - Layer 3 ACLs
 - Multicast: PIM-SIM, IGMPv2
 - OSPF
 - Static Routes
 - IPv4/v6 ACL
 - Policy-Based Routing (PBR)
 - Bidirectional Forwarding Detection (BFD)
 - 16-way ECMP
 - VRF Lite
 - VRF-aware OSPF, BGP, VRRP, static routes
 - VRRP v2 and v3
 - IPv4/IPv6 dual stack
 - IPv6 ACL packet filtering
 - IPv6 routing
 - Wire-speed routing for IPv4 and IPv6 using any routing protocol

- Brocade VCS Fabric technology features:
 - Automatic Fabric Formation
 - DHCP Option 66/67 (Auto Fabric Provisioning)
 - Distributed Configuration Management
 - Distributed Fabric Services
 - 16-way Equal Cost Multi-Path (ECMP)
 - Zero-touch provisioning
 - Switch Beaconsing
 - Transparent Interconnection of Lots of Links (TRILL)
 - Transparent LAN Services
 - Virtual Link Aggregation Group (vLAG) spanning
 - VRRP-E
 - Fabric virtual gateway
- Fibre Channel/FCoE features (requires Upgrade 3 - FCoE license)
 - Priority-based Flow Control (PFC) 802.1Qbb
 - Enhanced transmission Selection (ETS) 802.1Qaz
 - Data Center Bridging eXchange (DCBX)
 - DCBX Application Type-Length-Value (TLV) for FCoE and iSCSI
 - Multihop Fibre Channel over Ethernet (FCoE); requires Brocade VCS Fabric technology
 - FC-BB5 compliant Fibre Channel Forwarder (FCF)
 - Native FCoE forwarding
 - FCoE to Fibre Channel Bridging
 - FCoE on QSFP+ ports
 - Flex Ports, allowing direct and SAN connectivity of Fibre Channel targets
 - Multi-hop Access Gateway support
 - End-to-end FCoE (initiator to target)
 - FCoE Initialization Protocol (FIP) v1 support for FCoE device login and initialization
 - Name Server-based zoning
 - Supports connectivity to FIP Snooping Bridge (FSB) device
 - FCoE traffic over standard LAG
 - Interface Binding
 - Logical SANs
- Multitenancy and virtualization features:
 - TRILL FGL-based VCS Virtual Fabric feature
 - Brocade VCS Gateway for NSX with VMware NSX Orchestration
 - Virtual fabric extension
 - Automatic Migration of Port Profiles (AMPP)
 - VM-Aware Network Automation
 - BFD for virtual fabric extension
- IP storage:
 - Auto QoS (automatic prioritization of IP storage traffic)
- High Availability
 - ISSU L2 and L3
 - BFD
 - OSPF v2/v3 and OSPF3-NSR
 - BGP4 & BGP4-GR
- Quality of Service (QoS):
 - ACL-based QoS
 - Eight priority levels for QoS
 - Class of Service (CoS) IEEE 802.1p
 - DSCP Trust
 - DSCP to Traffic Class Mutation
 - DSCP to CoS Mutation
 - DSCP to DSCP Mutation
 - Random Early Discard

- Per-port QoS configuration
 - ACL-based Rate Limit
 - Dual-rate three color token bucket
 - ACL-based remarking of CoS/DSCP/Precedence
 - ACL-based sFlow
 - Scheduling Strict Priority (SP), Deficit Weighted Round-Robin (DWRR), Hybrid Scheduling
 - Queue-based Shaping
 - Flow-based QoS
- Management and control:
 - IPv4/IPv6 management
 - Industry standard Command Line Interface
 - Netconf API
 - REST API with YANG data model
 - Brocade VCS Plugin for OpenStack
 - Link Layer Discovery Protocol (LLDP) IEEE 802.1AB
 - Logical chassis management
 - MIB II RFC 1213 MIB
 - Switch Beaconing
 - Management VRF
 - Switch Port Analyzer (SPAN)
 - Remote SPAN (RSPAN)
 - Telnet
 - SNMPv3 (default) and SNMPv1
 - sFlow RFC 3176
 - Out-of-band management
 - RMON-1, RMON-2
 - NTP
 - Management Access Control Lists (ACLs)
 - Role-Based Access Control (RBAC)
 - Range CLI support
 - UDLD
 - OpenStack Neutron ML2 plugin
 - Python
 - Puppet
- Software-Defined Networking (SDN) and programmability:
 - OpenFlow 1.3
 - VXLAN Gateway
 - REST API with YANG data model
 - Puppet
 - Python
- Security
 - Port-based Network Access Control 802.1X
 - RADIUS
 - TACACS+
 - Secure Shell (SSHv2)
 - BPDU Drop
 - Lightweight Directory Access Protocol (LDAP)
 - Secure Copy Protocol (SCP)
 - Secure FTP (sFTP)
- Switch health monitoring
 - Brocade Fabric Watch monitoring and notification
 - Command-line interface (CLI) through Telnet or Secure Shell V2 (SSHv2)
 - Terminal emulation program connection to the serial port interface
 - Brocade Network Advisor (optional, can be purchased from Brocade)
 - Simple Network Management Protocol (SNMP) agent

Ethernet standards

The switches support the following standards:

- IEEE 802.1AB Link Layer Discovery Protocol (LLDP)
- IEEE 802.1p Class of Service (CoS) prioritization and Tagging
- IEEE 802.1Q Tagged VLAN (frame tagging on all ports when VLANs are enabled)
- IEEE 802.1Qbb Priority-Based Flow Control (PFC)
- IEEE 802.1Qaz Enhanced Transmission Selection (ETS)
- IEEE 802.1w Rapid Reconfiguration of Spanning Tree Protocol
- IEEE 802.1D Spanning Tree Protocol
- IEEE 802.1s Multiple Spanning Tree
- IEEE 802.3 Ethernet
- IEEE 802.3ab 1000BASE-T
- IEEE 802.3ad Link Aggregation with LACP
- IEEE 802.3ae 10 Gb Ethernet
- IEEE 802.3ap 10GBASE-KR backplane 10 Gb Ethernet
- IEEE 802.3ba 40GBASE-SR4 short range fiber optics 40 Gb Ethernet
- IEEE 802.3ba 40GBASE-CR4 copper 40 Gb Ethernet
- IEEE 802.3u 100BASE-TX Fast Ethernet
- IEEE 802.3x Flow Control (Pause Frames)
- IEEE 802.3z 1000BASE-X
- SFF-8431 10GSFP+Cu SFP+ Direct Attach Cable

Chassis and adapters

The EN4093 switches are installed in I/O module bays in the rear of the Flex System chassis, as shown in the following figure. I/O modules are normally installed in pairs because ports on the I/O adapters that are installed in the compute nodes are routed to two I/O module bays for redundancy and performance.




Figure 2. Location of the switch bays in the Flex System chassis

The EN4023 10Gb Scalable Switches can be installed in bays 1, 2, 3, and 4 of the Flex System chassis. A supported adapter must be installed in the corresponding slot of the compute node.

With four-port or eight-port adapters, an optional FoD Upgrade might be required for the switch to allow communications on all ports (however, with eight-port adapters, only six adapter ports can be used, and the two remaining ports are not used.). (See Table 2 for details.)

With DPOD, there is no need to buy more switch upgrades for 4-port and 8-port adapters if the total number of port licenses on the switch does not exceed the number of external (upstream network ports) and internal (compute node network ports) connections that are used.

In compute nodes that have an integrated dual-port 10 GbE network interface controller (NIC), NIC ports are routed to bays 1 and 2 with a specialized periscope connector, and the adapter in slot A1 is not required. However, when needed, the periscope connector can be replaced with the adapter. In such a case, the integrated NIC is disabled.

The following table shows compatibility information for the EN4023 and Flex System chassis.

Table 4. Flex System chassis compatibility

Description	Part number	Enterprise Chassis with CMM	Enterprise Chassis with CMM2	Carrier-grade Chassis with CMM2
Lenovo Flex System EN4023 10Gb Scalable Switch	94Y5212	Yes	Yes	No

The connections between the adapters that are installed in the compute nodes to the EN4023 installed in the I/O bays in the chassis are shown in the following figure. The figure shows both half-wide servers, such as the x240 with two adapters, and full-wide servers, such as the x440 with four adapters.

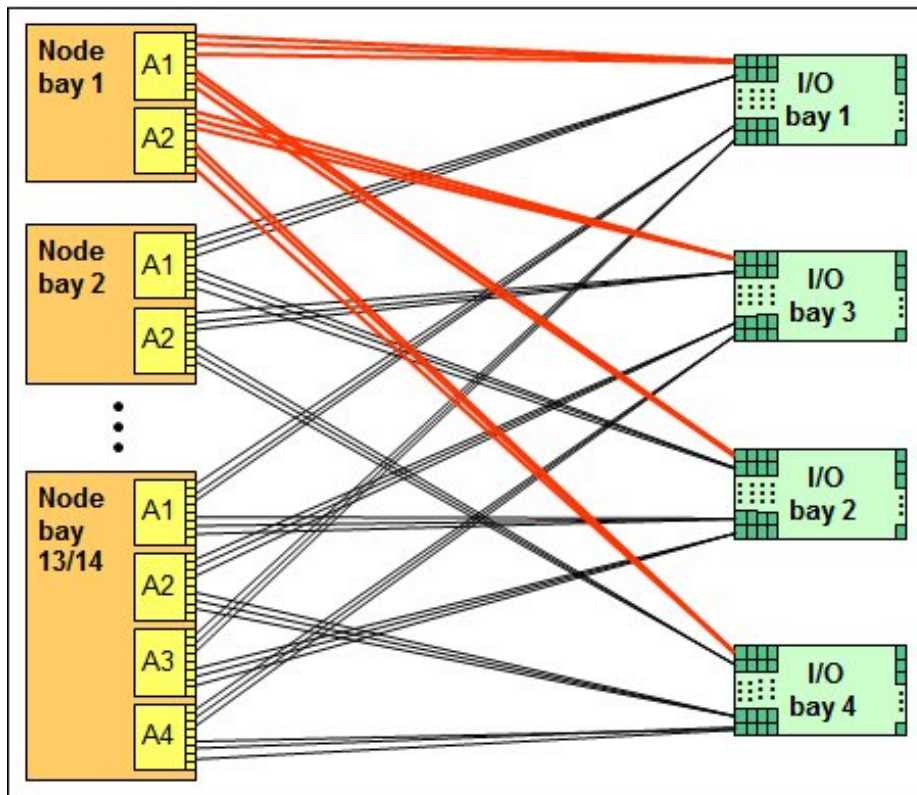


Figure 3. Logical layout of the interconnects between I/O adapters and the EN4023 modules

The following table shows the connections between adapters that are installed in the compute nodes to the EN4023 modules installed in the I/O bays in the chassis.

Table 5. Adapter to I/O bay correspondence

I/O adapter slot in the server	Port on the adapter	Corresponding I/O bay in the chassis			
		Bay 1	Bay 2	Bay 3	Bay 4
x222 integrated LOM	Port 1	Yes			
	Port 2		Yes		
	Port 1	Yes			
	Port 2		Yes		
Slot 1 (or integrated dual-port LOM - ports 1 and 2)	Port 1	Yes			
	Port 2		Yes		
	Port 3*	Yes			
	Port 4*		Yes		
	Port 5*	Yes			
	Port 6*		Yes		
Slot 2	Port 1			Yes	
	Port 2				Yes
	Port 3*			Yes	
	Port 4*				Yes
	Port 5*			Yes	
	Port 6*				Yes
Slot 3 (full-wide compute nodes only)	Port 1	Yes			
	Port 2		Yes		
	Port 3*	Yes			
	Port 4*		Yes		
	Port 5*	Yes			
	Port 6*		Yes		
Slot 4 (full-wide compute nodes only)	Port 1			Yes	
	Port 2				Yes
	Port 3*			Yes	
	Port 4*				Yes
	Port 5*			Yes	
	Port 6*				Yes

* Depending on the number of compute nodes and uplinks, Ports 3, 4, 5, and 6 might require an optional FoD port upgrade of the EN4023 (see Table 2).

The following table lists the I/O adapters that are supported by the EN4023 10Gb Scalable Switches.

Table 6. Supported network adapters

Description	Part number	Feature code
10 Gb Ethernet		
Embedded 10Gb Virtual Fabric Adapter (x222; dual 2-port)	None	None
Embedded 10Gb Virtual Fabric Adapter (x240, x440; 2-port)*	None	None
Flex System CN4022 2-port 10Gb Converged Adapter	88Y5920	A4K3
Flex System CN4052 2-port 10Gb Virtual Fabric Adapter	00JY800	A5RP
Flex System CN4052S 2-port 10Gb Virtual Fabric Adapter	00AG540	ATBT
Flex System CN4054 10Gb Virtual Fabric Adapter (4-port)	90Y3554	A1R1
Flex System CN4054R 10Gb Virtual Fabric Adapter (4-port)	00Y3306	A4K2
Flex System CN4054S 4-port 10Gb Virtual Fabric Adapter	00AG590	ATBS
Flex System CN4058S 8-port 10Gb Virtual Fabric Adapter#	94Y5160	A4R6
Flex System EN4132 2-port 10Gb Ethernet Adapter	90Y3466	A1QY
Flex System EN4172 2-port 10Gb Ethernet Adapter	00AG530	A5RN
1 Gb Ethernet		
Embedded 1 Gb Ethernet controller (x220; 2-port)	None	None
Flex System EN2024 4-port 1Gb Ethernet Adapter	49Y7900	A10Y

* The Embedded 10Gb Virtual Fabric Adapter is included in some models of the x240 and x440.

With eight-port adapters, six adapter ports can be used with the EN4023; the remaining two ports are not used.

The adapters are installed in slots in each compute node. The following figure shows the locations of the slots in the x240 Compute Node. The positions of the adapters in the other supported servers are similar.




Figure 4. Location of the I/O adapter slots in the Flex System x240 Compute Node

Connectors and LEDs

The following figure shows the front panel of the EN4023 10Gb Scalable Switch.




Figure 5. Front panel of the Lenovo Flex System EN4023 10Gb Scalable Switch

The front panel contains the following components:

- Light-emitting diodes (LEDs) that display the status of the interconnect module and the network:
 - The OK LED indicates that the interconnect module passed the power-on self-test (POST) with no critical faults and is operational.
 - Identify: This blue LED can be used to identify the module physically by illuminating it through the management software.
 - The error LED (switch module error) indicates that the module failed the POST or detected an operational fault.
- One mini-USB RS-232 console port that provides an additional means to configure the interconnect module. This mini-USB-style connector enables the connection of a special serial cable. (The cable is optional, and it is not included with the interconnect module. For more information, see the "Part number information" section.)
- One 1 Gb Ethernet RJ-45 port for switch configuration and management.
- Fourteen external SFP+ ports for 1/10 Gb connections to external Ethernet devices. Upgrade 3 enables support for Flex Ports, allowing FCoE traffic and support for 8/16 Gb FC optical transceivers for FC SAN connectivity.
- Two external QSFP+ port connectors to attach QSFP+ modules for a single 40 Gb uplink per port. Upgrade 3 enables support for FCoE traffic.
- An Ethernet link OK LED and an Ethernet Tx/Rx LED for each external port on the interconnect module.

Network cabling requirements

The network cables that can be used with the EN4023 are shown in the following table.

Table 7. EN4023 network cabling requirements

Transceiver	Standard	Cable	Connector
40 Gb Ethernet			
40GBASE-SR4 QSFP+ Transceiver (49Y7884)	40GBASE-SR4	10 m or 30 m MTP fiber optics cables supplied by Lenovo (see Table 3); support for up to 100 m with OM3 multimode fiber or up to 150 m with OM4 multimode fiber	MTP
Direct attach cable	40GBASE-CR4	1m or 3m QSFP+ to QSFP+ DAC cables supplied by Lenovo (see Table 3)	QSFP+
10 Gb Ethernet			
10GBASE-SR SFP+ Transceiver (46C3447, 49Y4216)	10GBASE-SR	Up to 30 m with fiber cables supplied by Lenovo (see Table 3); 850 nm OM3 multimode fiber up to 300 m or up to 400 m with OM4 multimode fiber	LC
10GBASE-LR SFP+ Transceiver (00D6180, 95Y0540)	10GBASE-LR	1310 nm single-mode fiber cable up to 10 km	LC
Direct attach cable	10GSFP+Cu	Up to 5 m (Active) or 3 m (Passive) SFP+ copper DAC cables (see Table 3)	SFP+
16 Gb Fibre Channel			
16Gb FC SFP+ Transceiver Module (88Y6393)	FC-PI-5 (16GFC)	Up to 30 m with fiber optic cables supplied by Lenovo (see Table 3); 850 nm OM3 multimode fiber up to 100 m or OM4 multimode fiber up to 125 m	LC
8 Gb Fibre Channel			
8Gb FC SFP+ Transceiver Module (88Y6416)	FC-PI-4 (8GFC)	Up to 30 m with fiber optic cables supplied by Lenovo (see Table 3); 850 nm OM3 multimode fiber up to 150 m	LC
Management ports			
External 1 GbE management port	1000BASE-T	UTP Category 5, 5E, and 6 up to 100 meters	RJ-45
External RS-232 management port	RS-232	DB-9-to-mini-USB or RJ-45-to-mini-USB console cable (comes with optional Management Serial Access Cable, 90Y9338)	Mini-USB

Warranty

The Lenovo Flex System EN4023 carries a 1-year, customer-replaceable unit (CRU) limited warranty. When installed in a chassis, these I/O modules assume your system's base warranty and any Lenovo Services warranty upgrades.

Physical specifications

Dimensions and weight of the EN4023 (approximate):

- Height: 30 mm (1.2 in.)
- Width: 402 mm (15.8 in.)
- Depth: 297 mm (11.7 in.)
- Weight: 3.6 kg (7.9 lb)

Shipping dimensions and weight (approximate):

- Height: 114 mm (4.5 in.)
- Width: 508 mm (20.0 in.)
- Depth: 432 mm (17.0 in.)
- Weight: 4.1 kg (9.1 lb)

Agency approvals

The EN4023 conforms to the following regulations:

- UL 60950
- CAN/CSA-C22.2 No 60950
- IEC/EN 60950
- FCC 47 CFR Part 15, Class A
- AS/NZS CISPR 22, Class A
- CISPR 22, Class A
- CE Mark (EN55022 Class A, EN55024, EN61000-3-2, EN61000-3-3)
- ICES003, Class A
- VCCI, Class A
- KN22, Class A

Network connectivity

The following table lists the 10 Gb and 40 Gb Ethernet network switches that are offered by Lenovo that can be used with the En4023 switch in Flex System network connectivity solutions.

Table 8. Network switches

Description	Part number
10 Gb Ethernet switches	
Lenovo RackSwitch G8124E (Rear to Front)	7159BR6
Lenovo RackSwitch G8264 (Rear to Front)	7159G64
Lenovo RackSwitch G8272 (Rear to Front)	7159CRW
Lenovo RackSwitch G8296 (Rear to Front)	7159GR6
40 Gb Ethernet switches	
Lenovo RackSwitch G8332 (Rear to Front)	7159BRX

For more information, see the list of Product Guides in the Top-of-rack Switches category:

<http://lenovopress.com/servers/options/switches>

The EN4023 switches also can be connected to the Brocade VDX switches to form a scale-out self-aggregated data center edge fabric that is based on Brocade VCS technology. Such a fabric, where STP is eliminated, is highly resilient and efficient, and it allows network administrators to manage the entire network as a single logical switch.

Storage connectivity

The EN4023 switch can be used for external NAS, iSCSI SAN, FC SAN, and FCoE SAN storage connectivity.

NAS storage connectivity

The following external NAS storage systems are offered by Lenovo that can be used with the EN4023 in 1 Gb or 10 Gb Ethernet NAS storage connectivity solutions:

- Lenovo Storage N3310
- Lenovo Storage N4610

For more information, see the list of Product Guides in the Network-Attached Storage category:

<http://lenovopress.com/storage/nas>

iSCSI, FC, and FCoE storage connectivity

The following table lists the external SAN storage systems that are offered by Lenovo that can be used with the EN4023 in 1 Gb or 10 Gb iSCSI, 10 Gb FCoE, and 8 Gb or 16 Gb FC storage connectivity solutions.

Table 9. External storage systems

Description	Part number
Lenovo Storage S2200 (iSCSI connectivity, FCoE/FC gateway connectivity)	
Lenovo Storage S2200 LFF Chassis FC/iSCSI Single Controller, Rack Kit, 9x5NBD	64114B1
Lenovo Storage S2200 LFF Chassis FC/iSCSI Dual Controller, Rack Kit, 9x5NBD	64114B2
Lenovo Storage S2200 SFF Chassis FC/iSCSI Single Controller, Rack Kit, 9x5NBD	64114B3
Lenovo Storage S2200 SFF Chassis FC/iSCSI Dual Controller, Rack Kit, 9x5NBD	64114B4
Lenovo Storage S3200 (iSCSI connectivity, FCoE/FC gateway connectivity)	
Lenovo Storage S3200 LFF Chassis FC/iSCSI Single Controller, Rack Kit, 9x5NBD	64116B1
Lenovo Storage S3200 LFF Chassis FC/iSCSI Dual Controller, Rack Kit, 9x5NBD	64116B2
Lenovo Storage S3200 SFF Chassis FC/iSCSI Single Controller, Rack Kit, 9x5NBD	64116B3
Lenovo Storage S3200 SFF Chassis FC/iSCSI Dual Controller, Rack Kit, 9x5NBD	64116B4
IBM Storwize (iSCSI connectivity, end-to-end FCoE connectivity, FCoE/FC gateway connectivity)	
IBM Storwize V3500 3.5-inch Dual Control Storage Controller Unit	6096CU2
IBM Storwize V3500 2.5-inch Dual Control Storage Controller Unit	6096CU3
IBM Storwize V3700 3.5-inch Storage Controller Unit	6099L2C
IBM Storwize V3700 2.5-inch Storage Controller Unit	6099S2C
IBM Storwize V3700 2.5-inch DC Storage Controller Unit	6099T2C
IBM Storwize V5000 LFF Control Enclosure	6194L2C
IBM Storwize V5000 SFF Control Enclosure	6194S2C
IBM Storwize V7000 2.5-inch Storage Controller Unit	6195SC5

For more information, see the list of Product Guides in the following categories:

- Lenovo Storage
<https://lenovopress.com/storage/san/lenovo>
- IBM Storage
<https://lenovopress.com/storage/san/ibm>

FC SAN switches

The following table lists the FC SAN switches that are offered by Lenovo that can be used with the EN4023 in FC SAN storage connectivity solutions.

Table 10. FC SAN switches

Description	Part number
8 Gb FC	
Lenovo B300, 8 ports activated w/ 8Gb SWL SFPs, 1 PS, Rail Kit	3873AR3
Lenovo B6505, 12 ports activated w/ 8Gb SWL SFPs, 1 PS, Rail Kit	3873AR4
Lenovo B6510, 24 ports activated w/ 8Gb SWL SFPs, 2 PS, Rail Kit	3873BR2
16 Gb FC	
Lenovo B6505, 12 ports activated w/ 16Gb SWL SFPs, 1 PS, Rail Kit	3873AR5
Lenovo B6510, 24 ports activated w/ 16Gb SWL SFPs, 2 PS, Rail Kit	3873BR3

For more information, see the list of Product Guides in the Rack SAN Switches category:
<http://lenovopress.com/storage/switches/rack>

Related publications and links

For more information, see the following EN4023 10Gb Scalable Switch product publications:

- Flex System Information Center for the EN4023
http://pic.dhe.ibm.com/infocenter/flexsys/information/topic/com.lenovo.acc.en4023.doc/lo_module_en4023.html
- Layer 2 Switching Configuration Guide
<http://www.brocade.com/content/html/en/configuration-guide/nos-601a-l2guide/>
- Command Reference Guide
<http://www.brocade.com/content/html/en/command-reference-guide/nos-601a-commandref/index.html>
- Message Reference Guide
<http://www.brocade.com/content/html/en/message-reference-guides/nos-601a-messageref/wwhelp/wwhimpl/js/html/wwhelp.htm>

The following documents are other useful references:

- US Announcement Letter for the Flex System EN4023 10Gb Scalable Switch
<http://ibm.com/common/ssi/cgi-bin/ssialias?infotype=dd&subtype=ca&&htmlfid=897/ENUS113-198>
- *Flex System Enterprise Chassis* Product Guide
<http://lenovopress.com/tips0865>
- Lenovo Press publication *Lenovo Flex System Products and Technology*, SG24-7984
<http://lenovopress.com/sg248255>
- Flex System Interoperability Guide
<http://lenovopress.com/fsig>
- Lenovo Press product guides for Flex System servers and options
<http://lenovopress.com/flexsystem>

Related product families

Product families related to this document are the following:

- [10 Gb Embedded Connectivity](#)
- [Blade Networking Modules](#)

Notices

Lenovo may not offer the products, services, or features discussed in this document in all countries. Consult your local Lenovo representative for information on the products and services currently available in your area. Any reference to a Lenovo product, program, or service is not intended to state or imply that only that Lenovo product, program, or service may be used. Any functionally equivalent product, program, or service that does not infringe any Lenovo intellectual property right may be used instead. However, it is the user's responsibility to evaluate and verify the operation of any other product, program, or service. Lenovo may have patents or pending patent applications covering subject matter described in this document. The furnishing of this document does not give you any license to these patents. You can send license inquiries, in writing, to:

Lenovo (United States), Inc.
8001 Development Drive
Morrisville, NC 27560
U.S.A.
Attention: Lenovo Director of Licensing

LENOVO PROVIDES THIS PUBLICATION "AS IS" WITHOUT WARRANTY OF ANY KIND, EITHER EXPRESS OR IMPLIED, INCLUDING, BUT NOT LIMITED TO, THE IMPLIED WARRANTIES OF NON-INFRINGEMENT, MERCHANTABILITY OR FITNESS FOR A PARTICULAR PURPOSE. Some jurisdictions do not allow disclaimer of express or implied warranties in certain transactions, therefore, this statement may not apply to you.

This information could include technical inaccuracies or typographical errors. Changes are periodically made to the information herein; these changes will be incorporated in new editions of the publication. Lenovo may make improvements and/or changes in the product(s) and/or the program(s) described in this publication at any time without notice.

The products described in this document are not intended for use in implantation or other life support applications where malfunction may result in injury or death to persons. The information contained in this document does not affect or change Lenovo product specifications or warranties. Nothing in this document shall operate as an express or implied license or indemnity under the intellectual property rights of Lenovo or third parties. All information contained in this document was obtained in specific environments and is presented as an illustration. The result obtained in other operating environments may vary. Lenovo may use or distribute any of the information you supply in any way it believes appropriate without incurring any obligation to you.

Any references in this publication to non-Lenovo Web sites are provided for convenience only and do not in any manner serve as an endorsement of those Web sites. The materials at those Web sites are not part of the materials for this Lenovo product, and use of those Web sites is at your own risk. Any performance data contained herein was determined in a controlled environment. Therefore, the result obtained in other operating environments may vary significantly. Some measurements may have been made on development-level systems and there is no guarantee that these measurements will be the same on generally available systems. Furthermore, some measurements may have been estimated through extrapolation. Actual results may vary. Users of this document should verify the applicable data for their specific environment.

© **Copyright Lenovo 2024. All rights reserved.**

This document, TIPS1070, was created or updated on September 11, 2017.

Send us your comments in one of the following ways:

- Use the online Contact us review form found at:
<https://lenovopress.lenovo.com/TIPS1070>
- Send your comments in an e-mail to:
comments@lenovopress.com

This document is available online at <https://lenovopress.lenovo.com/TIPS1070>.

Trademarks

Lenovo and the Lenovo logo are trademarks or registered trademarks of Lenovo in the United States, other countries, or both. A current list of Lenovo trademarks is available on the Web at <https://www.lenovo.com/us/en/legal/copytrade/>.

The following terms are trademarks of Lenovo in the United States, other countries, or both:

Lenovo®

Flex System

Lenovo Services

RackSwitch

Other company, product, or service names may be trademarks or service marks of others.